



RACINGSA

Morphettville SA

Race 8: Sportsbet W H Wylie Handicap - 1100m

14 September 2024 - 4:38PM



Morphettville

Track Rating: Good 4, Weather: Fine, Rail Position: +11m 1200m-W/Post; + 8m Remainder

Sectional 611m

Section												Overall	L1000	L800	L600	L400	L200		
Field Times												1:02.34	0:53.95	0:43.33	0:32.47	0:21.64	0:11.08		
												(0:08.39)	(0:10.61)	(0:10.86)	(0:10.83)	(0:10.56)	(0:11.08)		
Position	#	Horse/Jockey	Barrier	Top Speed [km/h]	Fastest Section	First 400m									Margin	Distance Travelled From Winner [m]			
1	3	PRESS DOWN	7	69.9	0:10.51	0:24.65	1:02.34	0:53.72 [4]	0:43.07 [3]	0:32.30 [2]	0:21.60 [2]	0:11.09 [1]	1:02.34						
		Neil Farley		600-400	400-200		(0:08.62)	(0:10.65)	(0:10.77)	(0:10.70)	(0:10.51)	(0:11.09)							
2	12	MARBLE NINE	5	69.4	0:10.56	0:24.43	1:02.47	0:54.08 [1]	0:43.47 [1]	0:32.61 [1]	0:21.78 [1]	0:11.21 [2]	0.9L	+0					
		Liam Riordan		600-400	400-200		(0:08.39)	(0:10.61)	(0:10.86)	(0:10.83)	(0:10.56)	(0:11.21)							
3	1	SGHIRRIPA	6	70.6	0:10.44	0:25.05	1:02.56	0:53.73 [9]	0:42.92 [7]	0:32.17 [7]	0:21.54 [5]	0:11.10 [5]	1.5L	-1					
		Kayla Crowther		600-400	400-200		(0:08.83)	(0:10.81)	(0:10.75)	(0:10.63)	(0:10.44)	(0:11.10)							
4	4	TWIN PERFECTION	1	69.7	0:10.48	0:24.90	1:02.57	0:53.90 [5]	0:43.10 [6]	0:32.30 [5]	0:21.54 [6]	0:11.06 [6]	1.6L	-4					
		Lachlan Neindorf		600-400	400-200		(0:08.67)	(0:10.80)	(0:10.80)	(0:10.76)	(0:10.48)	(0:11.06)							
5	8	KLABEL	3	70.2	0:10.56	0:24.76	1:02.57	0:54.05 [2]	0:43.28 [4]	0:32.48 [4]	0:21.74 [4]	0:11.17 [3]	1.6L	+2					
		Zac Spain		600-400	400-200		(0:08.52)	(0:10.77)	(0:10.80)	(0:10.74)	(0:10.56)	(0:11.17)							
6	2	MASTER EIGHT	4	68.4	0:10.65	0:24.71	1:02.72	0:54.13 [3]	0:43.47 [2]	0:32.63 [3]	0:21.94 [3]	0:11.29 [4]	2.6L	-4					
		Jake Toeroek		1200-1000	400-200		(0:08.59)	(0:10.66)	(0:10.84)	(0:10.69)	(0:10.65)	(0:11.28)							
7	5	NUNTHORPE	8	71.0	0:10.42	0:24.91	1:02.79	0:54.04 [6]	0:43.34 [5]	0:32.43 [6]	0:21.63 [7]	0:11.21 [7]	3.1L	+3					
		Jason Holder		600-400	400-200		(0:08.75)	(0:10.70)	(0:10.91)	(0:10.80)	(0:10.42)	(0:11.21)							
8	6	KARACASU	10	70.1	0:10.40	0:25.52	1:02.83	0:53.76 [11]	0:42.72 [11]	0:32.00 [11]	0:21.37 [10]	0:10.97 [10]	3.4L	+2					
		Jacob Opperman		800-600	400-200		(0:09.07)	(0:11.04)	(0:10.72)	(0:10.63)	(0:10.40)	(0:10.97)							
9	10	LINGANI	11	71.1	0:10.42	0:25.26	1:02.92	0:54.17 [7]	0:43.08 [9]	0:32.31 [9]	0:21.65 [8]	0:11.23 [8]	4.0L	+1					
		Dom Tournour		600-400	400-200		(0:08.75)	(0:11.09)	(0:10.77)	(0:10.66)	(0:10.42)	(0:11.23)							
10	11	OCEAN REWARD	2	69.3	0:10.49	0:25.11	1:03.02	0:54.27 [8]	0:43.37 [8]	0:32.47 [8]	0:21.75 [9]	0:11.26 [9]	4.6L	-4					
		Ben Price		600-400	400-200		(0:08.75)	(0:10.90)	(0:10.90)	(0:10.72)	(0:10.49)	(0:11.26)							

Scratched: Kuroyanagi (#9)

- [] Position in running at each section and finish
- #: Saddle cloth number
- No data available at this section
- DNF Did not finish
- NA No data available
- DNT Did not track
- █ Background shading for fastest section



Morphettville SA
Race 8: Sportsbet W H Wylie Handicap - 1100m
 14 September 2024 - 4:38PM



Track Rating: Good 4, Weather: Fine, Rail Position: +11m 1200m-W/Post; + 8m Remainder
 Sectional 611m

Section Field Times							Overall	L1000	L800	L600	L400	L200		
							1:02.34 (0:08.39)	0:53.95 (0:10.61)	0:43.33 (0:10.86)	0:32.47 (0:10.83)	0:21.64 (0:10.56)	0:11.08 (0:11.08)		
Position	#	Horse/Jockey	Barrier	Top Speed [km/h]	Fastest Section	First 400m						Margin	Distance Travelled From Winner [m]	
11	7	DANISH FORTUNE	9	69.3	0:10.56	0:25.40	1:03.12	0:54.09 [10]	0:43.04 [10]	0:32.34 [10]	0:21.65 [11]	0:11.08 [11]	5.3L	-4
		Teagan Voorham		600-400	400-200		(0:09.03)	(0:11.05)	(0:10.70)	(0:10.69)	(0:10.56)	(0:11.08)		

Scratched: Kuroyanagi (#9)

- [] Position in running at each section and finish
- #: Saddle cloth number
- :-:-- No data available at this section
- DNF Did not finish
- NA No data available
- DNT Did not track
- █ Background shading for fastest section

Horse/Jockey Name	PRESS DOWN/Neil Farley
Finish Rank	1
Fastest Section Time (Section)	0:10.51 (L400)
Top Speed [km/h] (Section)	69.9 (L600)
Race State	Finished



Morphettville SA - Professional

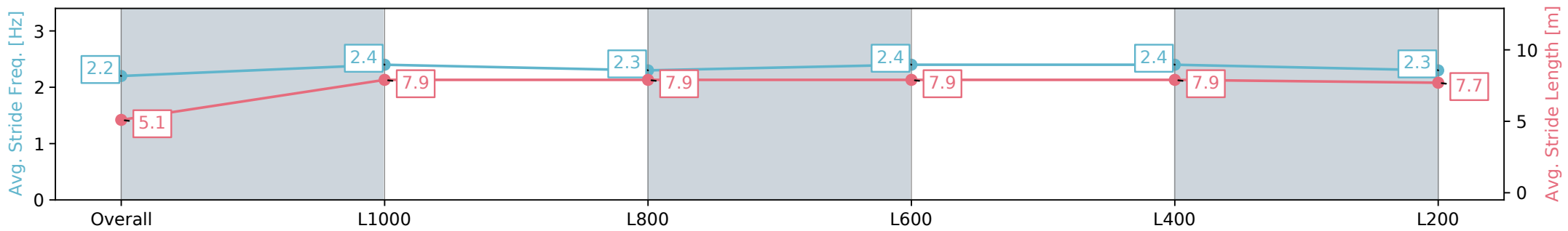
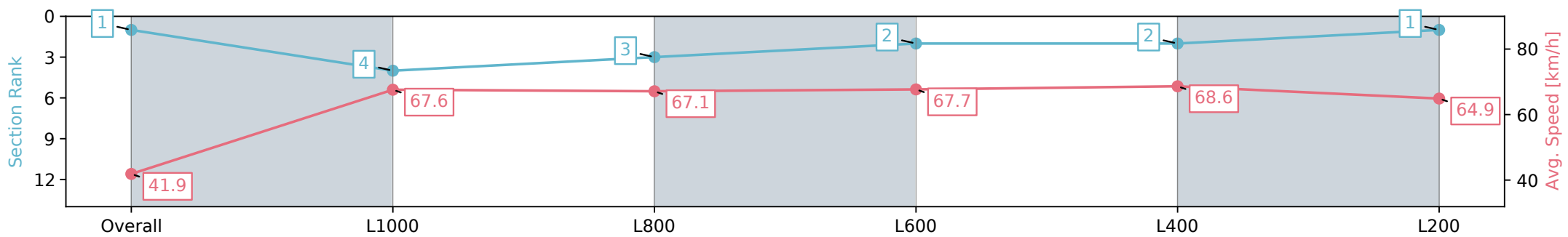
Race 8: Sportsbet W H Wylie Handicap - 1100m

14 September 2024 - 4:38PM

Track Rating: Good 4, Weather: Fine, Rail Position: +11m 1200m-W/
Post: + 8m Remainder Sectional 611m



Section	Overall	L1000	L800	L600	L400	L200
Section Times	1:02.34 [1] (0:08.62)	0:53.72 [4] (0:10.65)	0:43.07 [3] (0:10.77)	0:32.30 [2] (0:10.70)	0:21.60 [2] (0:10.51)	0:11.09 [1] (0:11.09)
Average Speed [km/h]	41.9	67.6	67.1	67.7	68.6	64.9
Top Speed [km/h]	64.6	68.9	68.8	69.1	69.9	68.4
Avg. Dist. to Rail [m]	7.0	3.0	1.0	1.2	4.0	6.1
Avg. Stride Freq. [Hz]	2.2	2.4	2.3	2.4	2.4	2.3
Avg. Stride Length [m]	5.1	7.9	7.9	7.9	7.9	7.7



[] Ranking at each section and finish
 -:-:- No data available at this section
 NA No data available

Horse/Jockey Name	MARBLE NINE/Liam Riordan
Finish Rank	2
Fastest Section Time (Section)	0:10.56 (L400)
Top Speed [km/h] (Section)	69.4 (L600)
Race State	Finished



Morphettville SA - Professional

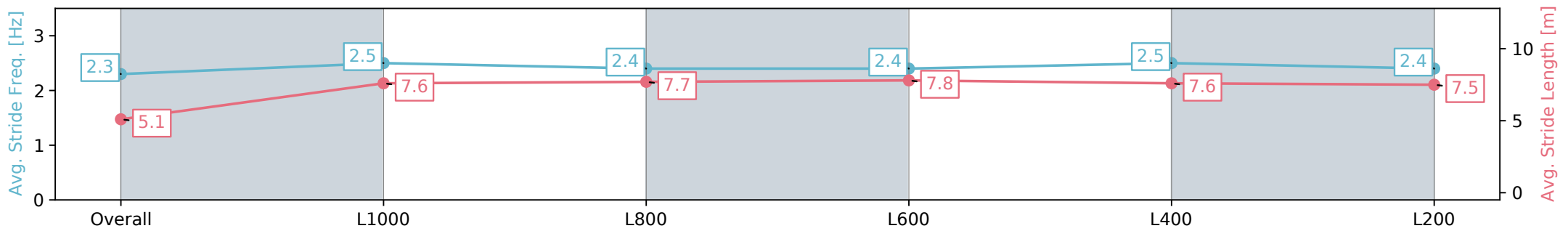
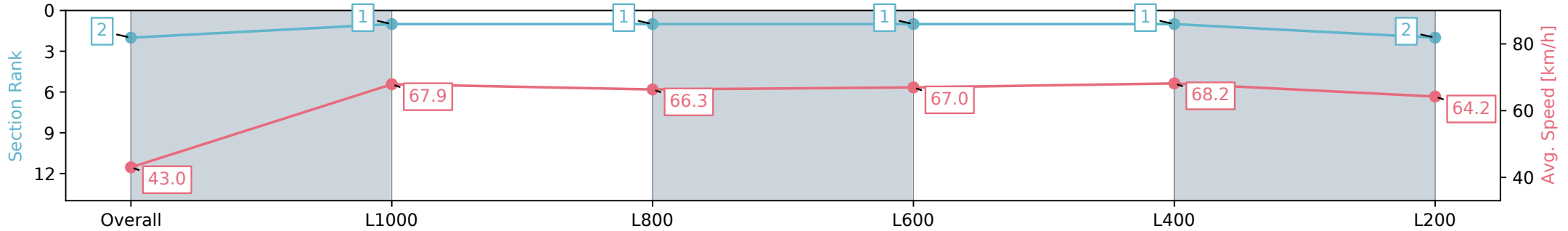
Race 8: Sportsbet W H Wylie Handicap - 1100m

14 September 2024 - 4:38PM

Track Rating: Good 4, Weather: Fine, Rail Position: +11m 1200m-W/
Post; + 8m Remainder Sectional 611m



Section	Overall	L1000	L800	L600	L400	L200
Section Times	1:02.47 [2] (0:08.39)	0:54.08 [1] (0:10.61)	0:43.47 [1] (0:10.86)	0:32.61 [1] (0:10.83)	0:21.78 [1] (0:10.56)	0:11.21 [2] (0:11.21)
Average Speed [km/h]	43.0	67.9	66.3	67.0	68.2	64.2
Top Speed [km/h]	64.7	69.0	67.4	68.2	69.4	66.8
Avg. Dist. to Rail [m]	5.0	1.5	0.6	1.3	3.0	4.8
Avg. Stride Freq. [Hz]	2.3	2.5	2.4	2.4	2.5	2.4
Avg. Stride Length [m]	5.1	7.6	7.7	7.8	7.6	7.5



[] Ranking at each section and finish
 -:-:- No data available at this section
 NA No data available

Horse/Jockey Name	SGHIRRIPA/Kayla Crowther
Finish Rank	3
Fastest Section Time (Section)	0:10.44 (L400)
Top Speed [km/h] (Section)	70.6 (L600)
Race State	Finished



Morphettville SA - Professional

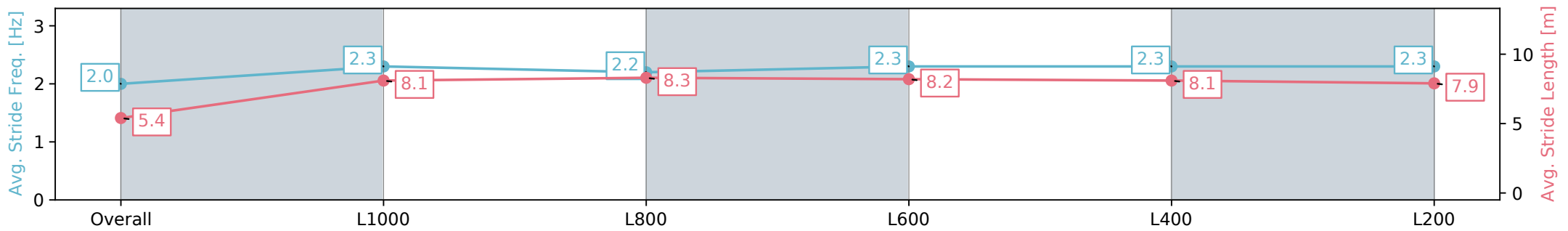
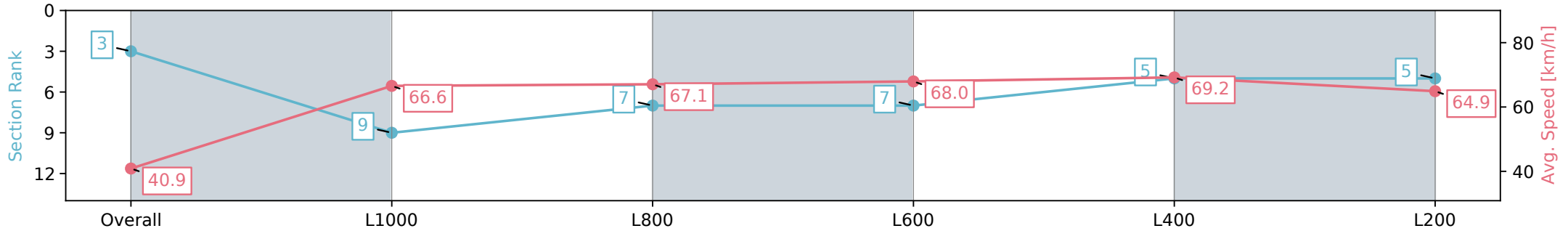
Race 8: Sportsbet W H Wylie Handicap - 1100m

14 September 2024 - 4:38PM

Track Rating: Good 4, Weather: Fine, Rail Position: +11m 1200m-W/
Post; + 8m Remainder Sectional 611m



Section	Overall	L1000	L800	L600	L400	L200
Section Times	1:02.56 [3] (0:08.83)	0:53.73 [9] (0:10.81)	0:42.92 [7] (0:10.75)	0:32.17 [7] (0:10.63)	0:21.54 [5] (0:10.44)	0:11.10 [5] (0:11.10)
Average Speed [km/h]	40.9	66.6	67.1	68.0	69.2	64.9
Top Speed [km/h]	63.4	68.0	67.9	69.3	70.6	67.5
Avg. Dist. to Rail [m]	5.6	1.9	0.4	0.6	3.7	2.9
Avg. Stride Freq. [Hz]	2.0	2.3	2.2	2.3	2.3	2.3
Avg. Stride Length [m]	5.4	8.1	8.3	8.2	8.1	7.9



- [] Ranking at each section and finish
- :-:- No data available at this section
- NA No data available

Horse/Jockey Name	TWIN PERFECTION/Lachlan Neindorf
Finish Rank	4
Fastest Section Time (Section)	0:10.48 (L400)
Top Speed [km/h] (Section)	69.7 (L600)
Race State	Finished



Morphettville SA - Professional

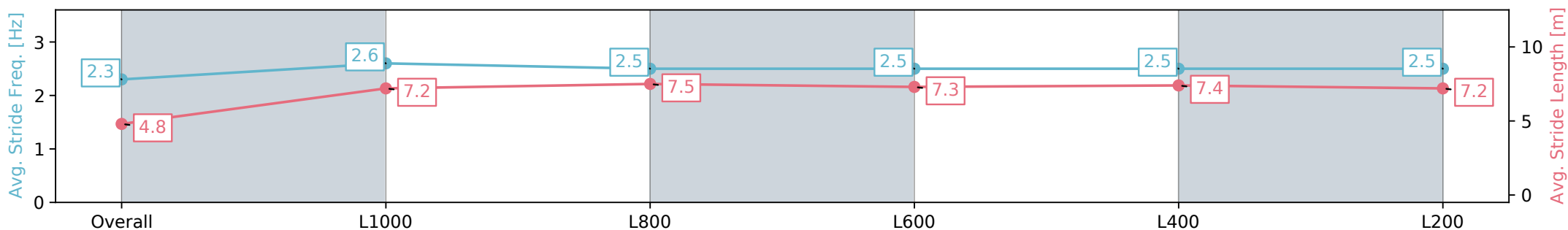
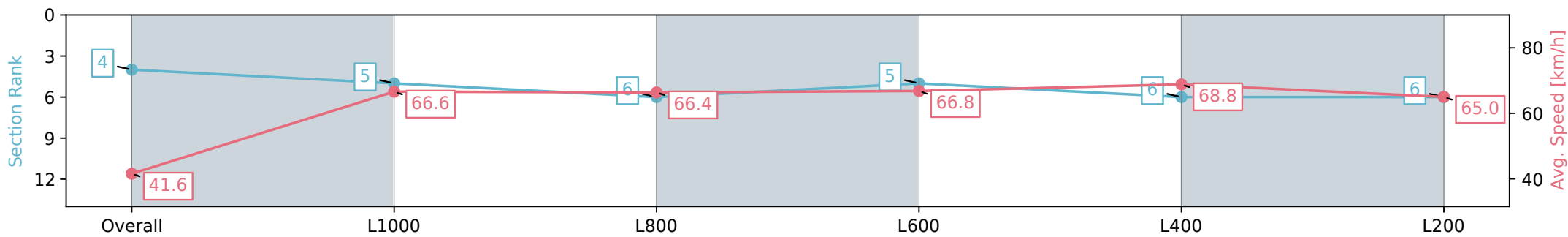
Race 8: Sportsbet W H Wylie Handicap - 1100m

14 September 2024 - 4:38PM

Track Rating: Good 4, Weather: Fine, Rail Position: +11m 1200m-W/
Post; + 8m Remainder Sectional 611m



Section	Overall	L1000	L800	L600	L400	L200
Section Times	1:02.57 [4] (0:08.67)	0:53.90 [5] (0:10.80)	0:43.10 [6] (0:10.80)	0:32.30 [5] (0:10.76)	0:21.54 [6] (0:10.48)	0:11.06 [6] (0:11.06)
Average Speed [km/h]	41.6	66.6	66.4	66.8	68.8	65.0
Top Speed [km/h]	63.6	67.7	68.0	68.5	69.7	68.4
Avg. Dist. to Rail [m]	1.1	0.4	1.1	0.2	1.7	1.8
Avg. Stride Freq. [Hz]	2.3	2.6	2.5	2.5	2.5	2.5
Avg. Stride Length [m]	4.8	7.2	7.5	7.3	7.4	7.2



- [] Ranking at each section and finish
- :-:- No data available at this section
- NA No data available

Horse/Jockey Name	KLABEL/Zac Spain
Finish Rank	5
Fastest Section Time (Section)	0:10.56 (L400)
Top Speed [km/h] (Section)	70.2 (L600)
Race State	Finished



Morphettville SA - Professional

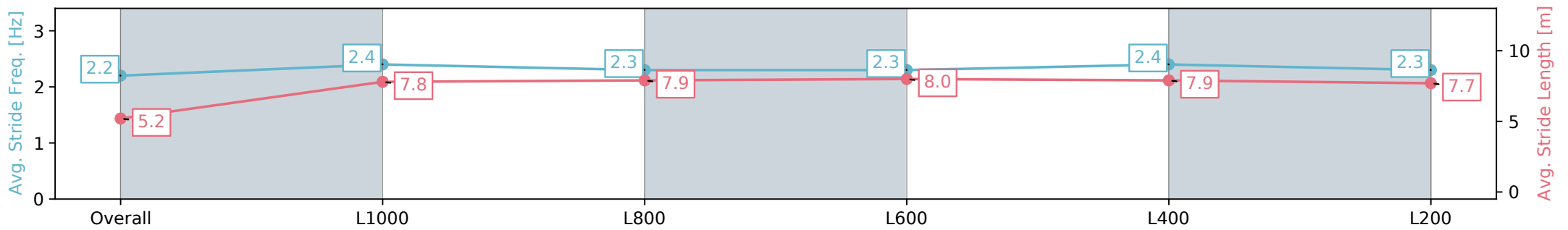
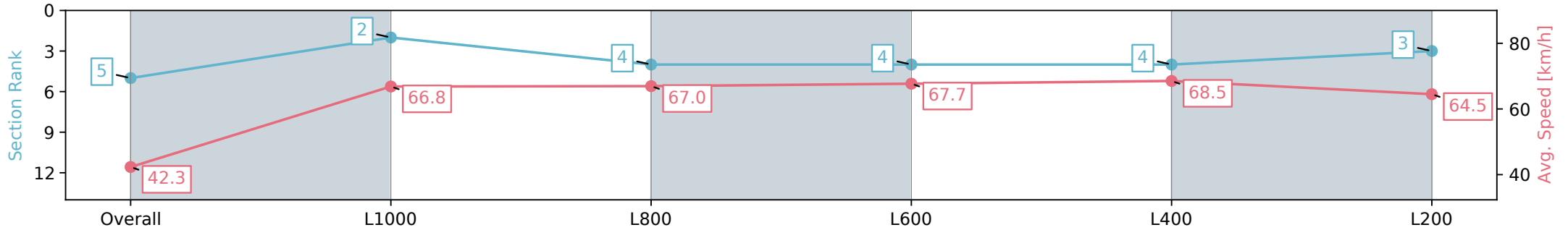
Race 8: Sportsbet W H Wylie Handicap - 1100m

14 September 2024 - 4:38PM

Track Rating: Good 4, Weather: Fine, Rail Position: +11m 1200m-W/
Post; + 8m Remainder Sectional 611m



Section	Overall	L1000	L800	L600	L400	L200
Section Times	1:02.57 [5] (0:08.52)	0:54.05 [2] (0:10.77)	0:43.28 [4] (0:10.80)	0:32.48 [4] (0:10.74)	0:21.74 [4] (0:10.56)	0:11.17 [3] (0:11.17)
Average Speed [km/h]	42.3	66.8	67.0	67.7	68.5	64.5
Top Speed [km/h]	63.4	68.1	68.1	69.1	70.2	67.9
Avg. Dist. to Rail [m]	2.8	1.5	1.1	1.9	5.7	7.4
Avg. Stride Freq. [Hz]	2.2	2.4	2.3	2.3	2.4	2.3
Avg. Stride Length [m]	5.2	7.8	7.9	8.0	7.9	7.7



[] Ranking at each section and finish
 -:-:- No data available at this section
 NA No data available

Horse/Jockey Name	MASTER EIGHT/Jake Toeroek
Finish Rank	6
Fastest Section Time (Section)	0:10.65 (L400)
Top Speed [km/h] (Section)	68.4 (Overall)
Race State	Finished



Morphettville SA - Professional

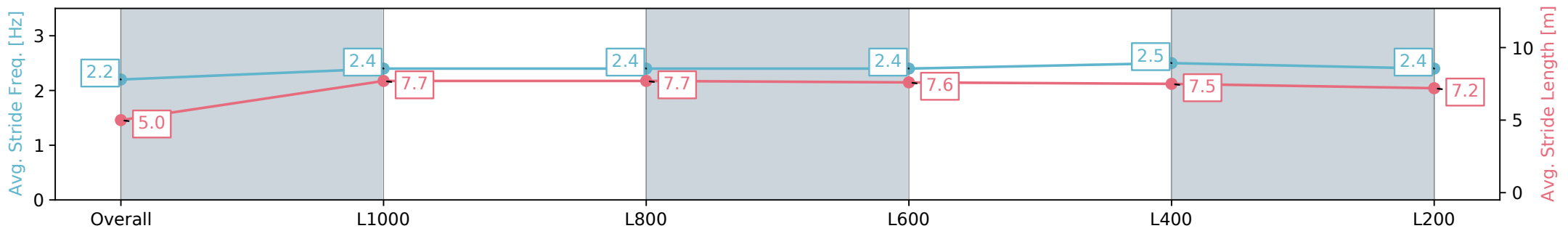
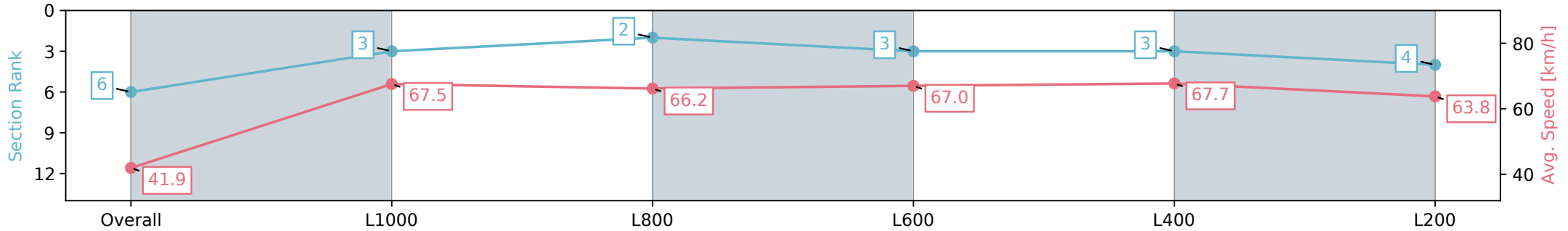
Race 8: Sportsbet W H Wylie Handicap - 1100m

14 September 2024 - 4:38PM

Track Rating: Good 4, Weather: Fine, Rail Position: +11m 1200m-W/
Post; + 8m Remainder Sectional 611m



Section	Overall	L1000	L800	L600	L400	L200
Section Times	1:02.72 [6] (0:08.59)	0:54.13 [3] (0:10.66)	0:43.47 [2] (0:10.84)	0:32.63 [3] (0:10.69)	0:21.94 [3] (0:10.65)	0:11.29 [4] (0:11.28)
Average Speed [km/h]	41.9	67.5	66.2	67.0	67.7	63.8
Top Speed [km/h]	64.5	68.4	67.7	67.6	68.4	66.7
Avg. Dist. to Rail [m]	4.0	0.8	0.5	1.1	0.7	0.8
Avg. Stride Freq. [Hz]	2.2	2.4	2.4	2.4	2.5	2.4
Avg. Stride Length [m]	5.0	7.7	7.7	7.6	7.5	7.2



[] Ranking at each section and finish
 -:-:- No data available at this section
 NA No data available

Horse/Jockey Name	NUNTHORPE/Jason Holder
Finish Rank	7
Fastest Section Time (Section)	0:10.42 (L400)
Top Speed [km/h] (Section)	71.0 (L600)
Race State	Finished



Morphettville SA - Professional

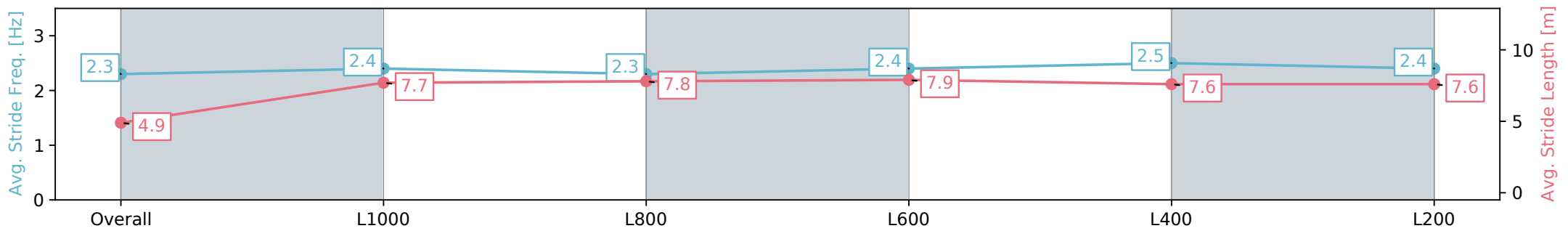
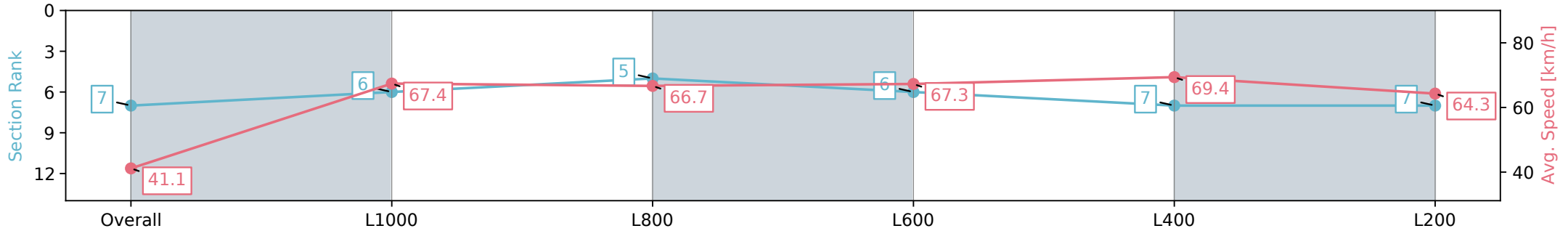
Race 8: Sportsbet W H Wylie Handicap - 1100m

14 September 2024 - 4:38PM

Track Rating: Good 4, Weather: Fine, Rail Position: +11m 1200m-W/
Post; + 8m Remainder Sectional 611m



Section	Overall	L1000	L800	L600	L400	L200
Section Times	1:02.79 [7] (0:08.75)	0:54.04 [6] (0:10.70)	0:43.34 [5] (0:10.91)	0:32.43 [6] (0:10.80)	0:21.63 [7] (0:10.42)	0:11.21 [7] (0:11.21)
Average Speed [km/h]	41.1	67.4	66.7	67.3	69.4	64.3
Top Speed [km/h]	63.7	68.6	67.8	69.0	71.0	67.3
Avg. Dist. to Rail [m]	8.1	3.5	2.6	1.8	5.8	7.9
Avg. Stride Freq. [Hz]	2.3	2.4	2.3	2.4	2.5	2.4
Avg. Stride Length [m]	4.9	7.7	7.8	7.9	7.6	7.6



[] Ranking at each section and finish
 -:-:- No data available at this section
 NA No data available

Horse/Jockey Name	KARACASU/Jacob Opperman
Finish Rank	8
Fastest Section Time (Section)	0:10.40 (L400)
Top Speed [km/h] (Section)	70.1 (L800)
Race State	Finished



Morphettville SA - Professional

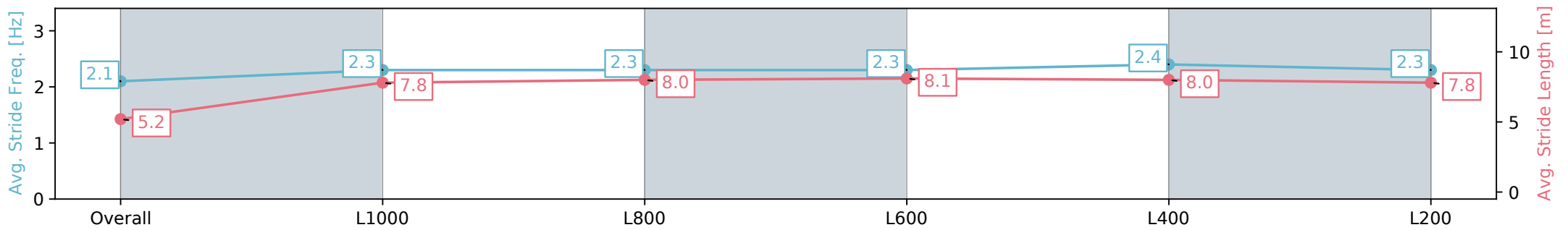
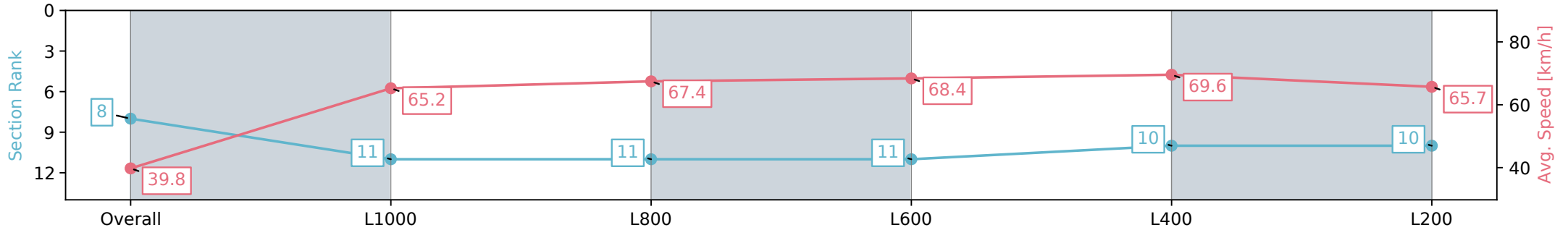
Race 8: Sportsbet W H Wylie Handicap - 1100m

14 September 2024 - 4:38PM

Track Rating: Good 4, Weather: Fine, Rail Position: +11m 1200m-W/
Post; + 8m Remainder Sectional 611m



Section	Overall	L1000	L800	L600	L400	L200
Section Times	1:02.83 [8] (0:09.07)	0:53.76 [11] (0:11.04)	0:42.72 [11] (0:10.72)	0:32.00 [11] (0:10.63)	0:21.37 [10] (0:10.40)	0:10.97 [10] (0:10.97)
Average Speed [km/h]	39.8	65.2	67.4	68.4	69.6	65.7
Top Speed [km/h]	61.9	67.3	68.0	70.1	70.0	68.2
Avg. Dist. to Rail [m]	9.2	3.1	1.2	1.8	4.8	4.8
Avg. Stride Freq. [Hz]	2.1	2.3	2.3	2.3	2.4	2.3
Avg. Stride Length [m]	5.2	7.8	8.0	8.1	8.0	7.8



[] Ranking at each section and finish
 -:-:- No data available at this section
 NA No data available

Horse/Jockey Name	LINGANI/Dom Tourneur
Finish Rank	9
Fastest Section Time (Section)	0:10.42 (L400)
Top Speed [km/h] (Section)	71.1 (L600)
Race State	Finished



Morphettville SA - Professional

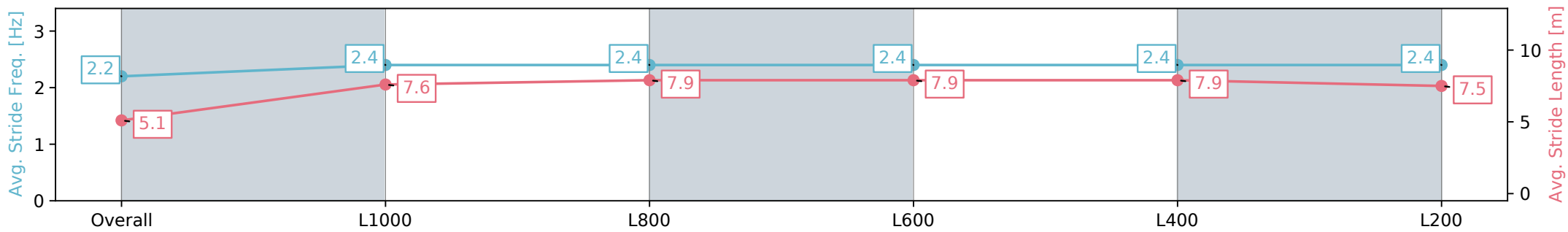
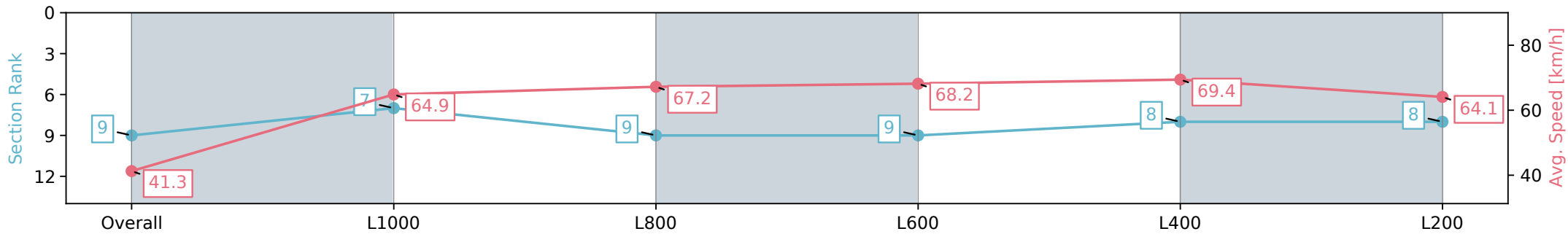
Race 8: Sportsbet W H Wylie Handicap - 1100m

14 September 2024 - 4:38PM

Track Rating: Good 4, Weather: Fine, Rail Position: +11m 1200m-W/
Post; + 8m Remainder Sectional 611m



Section	Overall	L1000	L800	L600	L400	L200
Section Times	1:02.92 [9] (0:08.75)	0:54.17 [7] (0:11.09)	0:43.08 [9] (0:10.77)	0:32.31 [9] (0:10.66)	0:21.65 [8] (0:10.42)	0:11.23 [8] (0:11.23)
Average Speed [km/h]	41.3	64.9	67.2	68.2	69.4	64.1
Top Speed [km/h]	62.1	66.9	68.0	70.1	71.1	67.3
Avg. Dist. to Rail [m]	10.6	3.1	1.2	1.6	3.3	2.4
Avg. Stride Freq. [Hz]	2.2	2.4	2.4	2.4	2.4	2.4
Avg. Stride Length [m]	5.1	7.6	7.9	7.9	7.9	7.5



[] Ranking at each section and finish
 -:-:- No data available at this section
 NA No data available

Horse/Jockey Name	OCEAN REWARD/Ben Price
Finish Rank	10
Fastest Section Time (Section)	0:10.49 (L400)
Top Speed [km/h] (Section)	69.3 (L600)
Race State	Finished



Morphettville SA - Professional

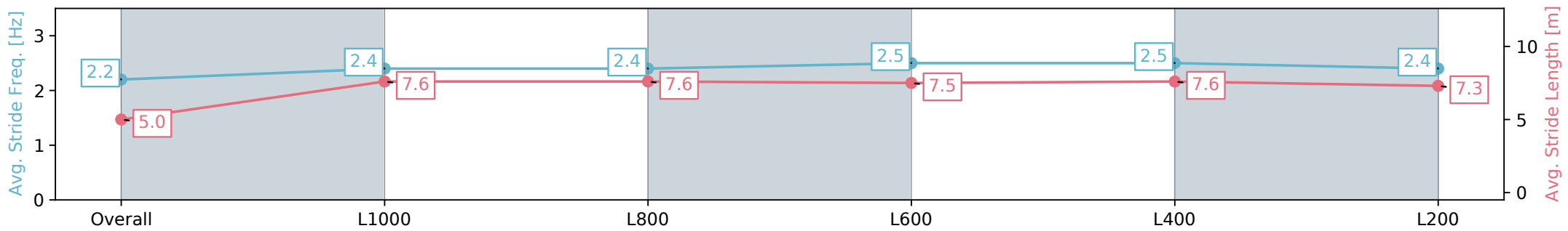
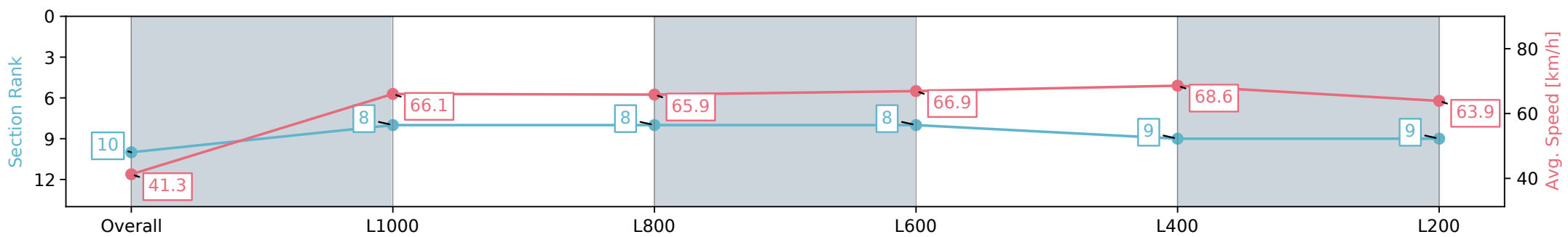
Race 8: Sportsbet W H Wylie Handicap - 1100m

14 September 2024 - 4:38PM

Track Rating: Good 4, Weather: Fine, Rail Position: +11m 1200m-W/
Post; + 8m Remainder Sectional 611m



Section	Overall	L1000	L800	L600	L400	L200
Section Times	1:03.02 [10] (0:08.75)	0:54.27 [8] (0:10.90)	0:43.37 [8] (0:10.90)	0:32.47 [8] (0:10.72)	0:21.75 [9] (0:10.49)	0:11.26 [9] (0:11.26)
Average Speed [km/h]	41.3	66.1	65.9	66.9	68.6	63.9
Top Speed [km/h]	61.4	68.5	67.0	68.2	69.3	67.1
Avg. Dist. to Rail [m]	2.0	0.7	0.5	0.6	0.7	0.3
Avg. Stride Freq. [Hz]	2.2	2.4	2.4	2.5	2.5	2.4
Avg. Stride Length [m]	5.0	7.6	7.6	7.5	7.6	7.3



[] Ranking at each section and finish
 -:-:- No data available at this section
 NA No data available

Horse/Jockey Name	DANISH FORTUNE/Teagan Voorham
Finish Rank	11
Fastest Section Time (Section)	0:10.56 (L400)
Top Speed [km/h] (Section)	69.3 (L600)
Race State	Finished



Morphettville SA - Professional

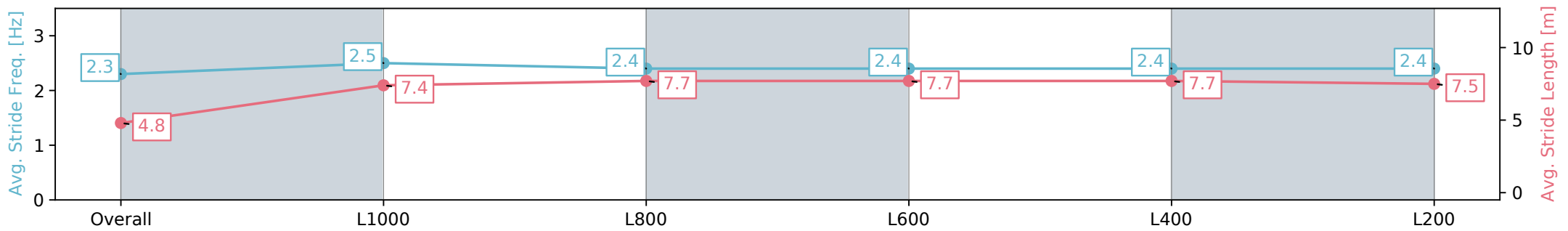
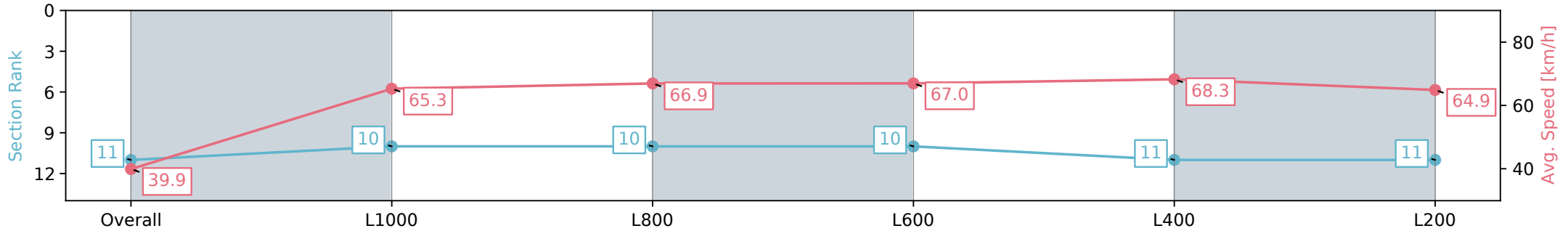
Race 8: Sportsbet W H Wylie Handicap - 1100m

14 September 2024 - 4:38PM

Track Rating: Good 4, Weather: Fine, Rail Position: +11m 1200m-W/
Post; + 8m Remainder Sectional 611m



Section	Overall	L1000	L800	L600	L400	L200
Section Times	1:03.12 [11] (0:09.03)	0:54.09 [10] (0:11.05)	0:43.04 [10] (0:10.70)	0:32.34 [10] (0:10.69)	0:21.65 [11] (0:10.56)	0:11.08 [11] (0:11.08)
Average Speed [km/h]	39.9	65.3	66.9	67.0	68.3	64.9
Top Speed [km/h]	61.4	67.5	67.8	67.6	69.3	67.2
Avg. Dist. to Rail [m]	8.1	1.4	1.0	0.9	1.9	3.1
Avg. Stride Freq. [Hz]	2.3	2.5	2.4	2.4	2.4	2.4
Avg. Stride Length [m]	4.8	7.4	7.7	7.7	7.7	7.5



Report Created: Sat 14 September 2024 17:24:45 GMT+10 (Note: Timing is based on positional data)

[] Ranking at each section and finish
 -:-:- No data available at this section
 NA No data available

