



RACINGSA

Morphettville SA

Race 4: Dennis Underwood Handicap - 1200m

14 September 2024 - 2:14PM



Morphettville

Track Rating: Good 4, Weather: Fine, Rail Position: +11m 1200m-W/Post; + 8m Remainder
Sectional 611m

Section												Overall	L1000	L800	L600	L400	L200		
Field Times												1:08.85 (0:13.88)	0:54.97 (0:10.40)	0:44.56 (0:10.61)	0:33.96 (0:11.00)	0:22.97 (0:11.21)	0:11.76 (0:11.76)		
Position	#	Horse/Jockey	Barrier	Top Speed [km/h]	Fastest Section	First 400m							Margin	Distance Travelled From Winner [m]					
1	11	ZEBELLA Lachlan Neindorf	9	68.5 1200-1000	0:10.60 1000-800	0:24.47	1:08.85 (0:13.87)	0:54.98 [1] (0:10.60)	0:44.38 [3] (0:10.79)	0:33.59 [3] (0:10.78)	0:22.81 [2] (0:11.05)	0:11.76 [1] (0:11.76)	1:08.85						
2	3	PLUS FOURS Kayla Crowther	1	70.7 1200-1000	0:10.28 1000-800	0:24.27	1:08.92 (0:13.99)	0:54.93 [5] (0:10.28)	0:44.65 [1] (0:10.61)	0:34.04 [1] (0:11.00)	0:23.04 [1] (0:11.24)	0:11.80 [2] (0:11.80)	0.4L	-4					
3	2	LUMBER PUNK Samuel Payne	6	69.9 1200-1000	0:10.43 1000-800	0:25.02	1:08.94 (0:14.59)	0:54.35 [13] (0:10.43)	0:43.92 [12] (0:10.68)	0:33.24 [9] (0:10.86)	0:22.38 [9] (0:10.89)	0:11.49 [7] (0:11.49)	0.6L	-1					
4	9	FRENCHMANS BAY Jason Holder	10	70.0 800-600	0:10.65 1000-800	0:24.97	1:09.02 (0:14.32)	0:54.70 [10] (0:10.65)	0:44.05 [11] (0:10.84)	0:33.21 [11] (0:10.86)	0:22.35 [11] (0:10.94)	0:11.41 [10] (0:11.41)	1.1L	+4					
5	12	ANNIE'S ROSE Rochelle Milnes	11	68.9 1200-1000	0:10.75 1000-800	0:24.95	1:09.07 (0:14.20)	0:54.87 [9] (0:10.75)	0:44.12 [10] (0:10.79)	0:33.33 [10] (0:10.84)	0:22.49 [10] (0:10.92)	0:11.57 [9] (0:11.56)	1.4L	+3					
6	10	BUBBLE OVER Callan Murray	5	69.9 1200-1000	0:10.49 1000-800	0:24.62	1:09.11 (0:14.13)	0:54.98 [8] (0:10.49)	0:44.49 [5] (0:10.86)	0:33.63 [5] (0:10.75)	0:22.88 [5] (0:11.05)	0:11.83 [4] (0:11.83)	1.6L	-5					
7	1	DEMANDING MO Jade Doyle	3	70.5 1200-1000	0:10.44 1000-800	0:24.36	1:09.13 (0:13.92)	0:55.21 [3] (0:10.44)	0:44.77 [2] (0:10.88)	0:33.89 [2] (0:10.94)	0:22.95 [3] (0:11.05)	0:11.90 [3] (0:11.90)	1.7L	-1					
8	8	COLD CASE Jake Toeroek	7	68.7 1200-1000	0:10.67 1000-800	0:24.74	1:09.27 (0:14.07)	0:55.20 [7] (0:10.67)	0:44.53 [7] (0:10.90)	0:33.63 [8] (0:10.84)	0:22.79 [7] (0:10.99)	0:11.80 [8] (0:11.80)	2.6L	+3					
9	13	NEXT DIMENSION Justin Potter	2	70.1 1200-1000	0:10.48 1000-800	0:24.82	1:09.29 (0:14.34)	0:54.95 [11] (0:10.48)	0:44.47 [9] (0:10.75)	0:33.72 [7] (0:10.93)	0:22.79 [8] (0:11.14)	0:11.65 [11] (0:11.65)	2.7L	-5					
10	5	GIRL Liam Riordan	4	68.8 1000-800	0:10.75 1000-800	0:24.73	1:09.33 (0:13.98)	0:55.35 [4] (0:10.75)	0:44.60 [6] (0:10.76)	0:33.84 [6] (0:10.81)	0:23.03 [6] (0:11.02)	0:12.01 [5] (0:12.01)	2.9L	+4					

Report Created: Sat 14 September 2024 15:12:55 GMT+10 (Note: Timing is based on positional data)

- [] Position in running at each section and finish
- #: Saddle cloth number
- : No data available at this section
- DNF: Did not finish
- NA: No data available
- DNT: Did not track
- █: Background shading for fastest section



RACINGSA

Morphettville SA
Race 4: Dennis Underwood Handicap - 1200m
14 September 2024 - 2:14PM



Morphettville

Track Rating: Good 4, Weather: Fine, Rail Position: +11m 1200m-W/Post; + 8m Remainder
Sectional 611m

Section Field Times							Overall	L1000	L800	L600	L400	L200		
							1:08.85 (0:13.88)	0:54.97 (0:10.40)	0:44.56 (0:10.61)	0:33.96 (0:11.00)	0:22.97 (0:11.21)	0:11.76 (0:11.76)	Margin	Distance Travelled From Winner [m]
Position	#	Horse/Jockey	Barrier	Top Speed [km/h]	Fastest Section	First 400m								
11	6	PORTATION Stacey Metcalfe	13	67.9 800-600	0:10.77 600-400	0:25.22	1:09.65 (0:14.36)	0:55.29 [12] (0:10.86)	0:44.43 [13] (0:10.83)	0:33.60 [13] (0:10.77)	0:22.83 [12] (0:10.94)	0:11.89 [12] (0:11.89)	5.0L	+0
12	4	STYLISH ENUFF Tayla Childs	12	68.5 800-600	0:10.62 1000-800	0:24.53	1:09.84 (0:13.91)	0:55.93 [2] (0:10.62)	0:45.31 [4] (0:10.88)	0:34.43 [4] (0:10.82)	0:23.61 [4] (0:11.21)	0:12.40 [6] (0:12.40)	6.2L	+4
13	7	APACHE GUNSHIP Alana Livesey	8	68.7 800-600	0:10.73 1000-800	0:24.75	1:09.91 (0:14.02)	0:55.89 [6] (0:10.73)	0:45.16 [8] (0:11.18)	0:33.98 [12] (0:10.96)	0:23.02 [13] (0:11.00)	0:12.02 [13] (0:12.02)	6.6L	+5

- [] Position in running at each section and finish
- #: Saddle cloth number
- :--- No data available at this section
- DNF Did not finish
- NA No data available
- DNT Did not track
- █ Background shading for fastest section

Horse/Jockey Name	ZEBELLA/Lachlan Neindorf
Finish Rank	1
Fastest Section Time (Section)	0:10.60 (L1000)
Top Speed [km/h] (Section)	68.5 (Overall)
Race State	Finished



Morphettville SA - Professional

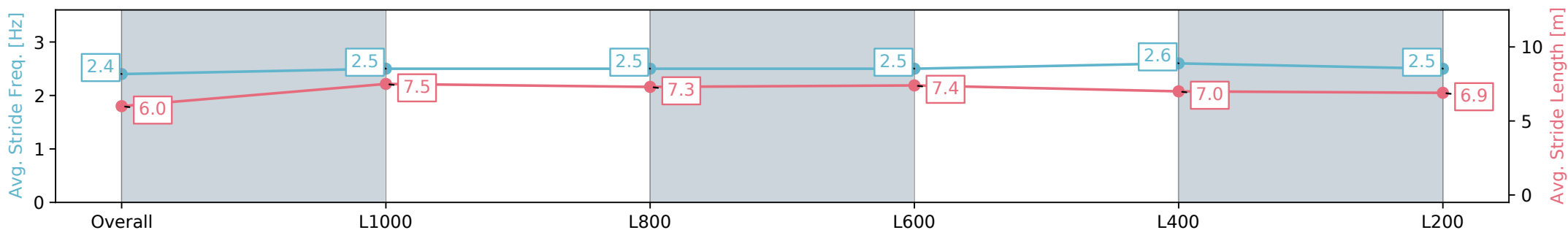
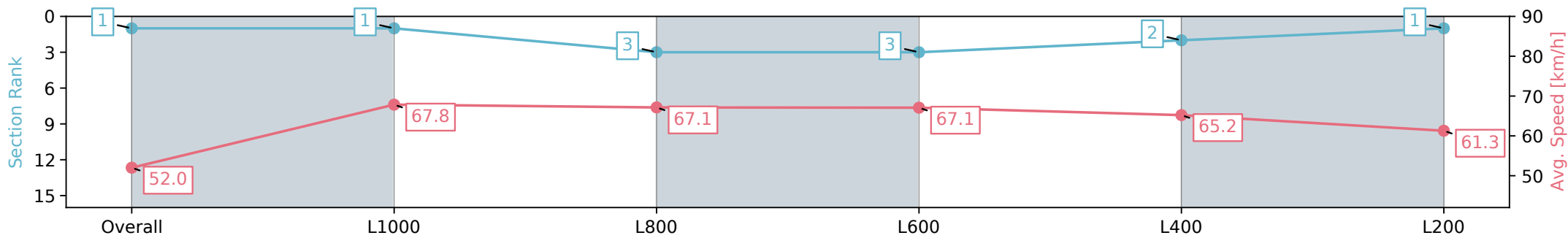
Race 4: Dennis Underwood Handicap - 1200m

14 September 2024 - 2:14PM

Track Rating: Good 4, Weather: Fine, Rail Position: +11m 1200m-W/
Post; + 8m Remainder Sectional 611m



Section	Overall	L1000	L800	L600	L400	L200
Section Times	1:08.85 [1] (0:13.87)	0:54.98 [1] (0:10.60)	0:44.38 [3] (0:10.79)	0:33.59 [3] (0:10.78)	0:22.81 [2] (0:11.05)	0:11.76 [1] (0:11.76)
Average Speed [km/h]	52.0	67.8	67.1	67.1	65.2	61.3
Top Speed [km/h]	68.1	68.5	68.0	67.6	66.5	63.7
Avg. Dist. to Rail [m]	7.7	3.0	1.6	0.8	2.6	1.9
Avg. Stride Freq. [Hz]	2.4	2.5	2.5	2.5	2.6	2.5
Avg. Stride Length [m]	6.0	7.5	7.3	7.4	7.0	6.9



- [] Ranking at each section and finish
- :-:- No data available at this section
- NA No data available

Horse/Jockey Name	PLUS FOURS/Kayla Crowther
Finish Rank	2
Fastest Section Time (Section)	0:10.28 (L1000)
Top Speed [km/h] (Section)	70.7 (Overall)
Race State	Finished



Morphettville SA - Professional

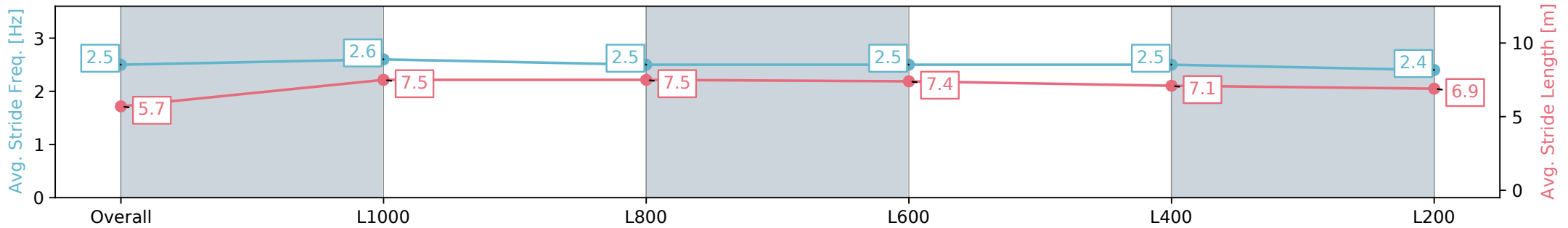
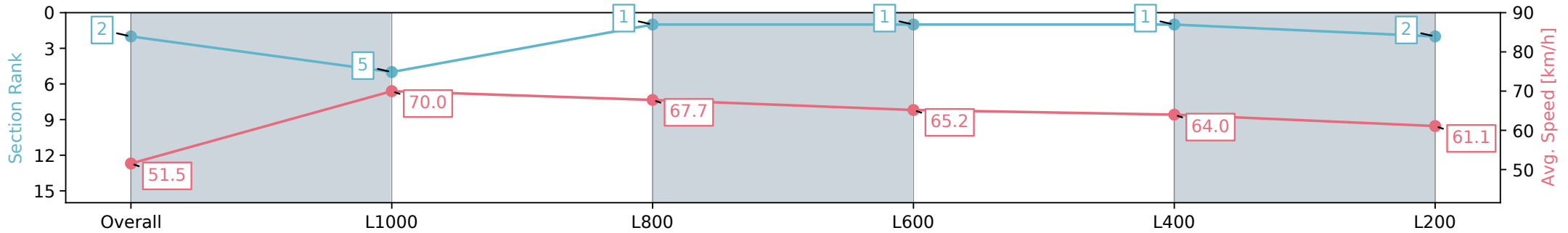
Race 4: Dennis Underwood Handicap - 1200m

14 September 2024 - 2:14PM

Track Rating: Good 4, Weather: Fine, Rail Position: +11m 1200m-W/
Post; + 8m Remainder Sectional 611m



Section	Overall	L1000	L800	L600	L400	L200
Section Times	1:08.92 [2] (0:13.99)	0:54.93 [5] (0:10.28)	0:44.65 [1] (0:10.61)	0:34.04 [1] (0:11.00)	0:23.04 [1] (0:11.24)	0:11.80 [2] (0:11.80)
Average Speed [km/h]	51.5	70.0	67.7	65.2	64.0	61.1
Top Speed [km/h]	69.4	70.7	70.0	67.3	64.6	63.6
Avg. Dist. to Rail [m]	0.6	0.4	0.4	0.7	0.5	0.7
Avg. Stride Freq. [Hz]	2.5	2.6	2.5	2.5	2.5	2.4
Avg. Stride Length [m]	5.7	7.5	7.5	7.4	7.1	6.9



[] Ranking at each section and finish
 -:-:- No data available at this section
 NA No data available

Horse/Jockey Name	LUMBER PUNK/Samuel Payne
Finish Rank	3
Fastest Section Time (Section)	0:10.43 (L1000)
Top Speed [km/h] (Section)	69.9 (Overall)
Race State	Finished



Morphettville SA - Professional

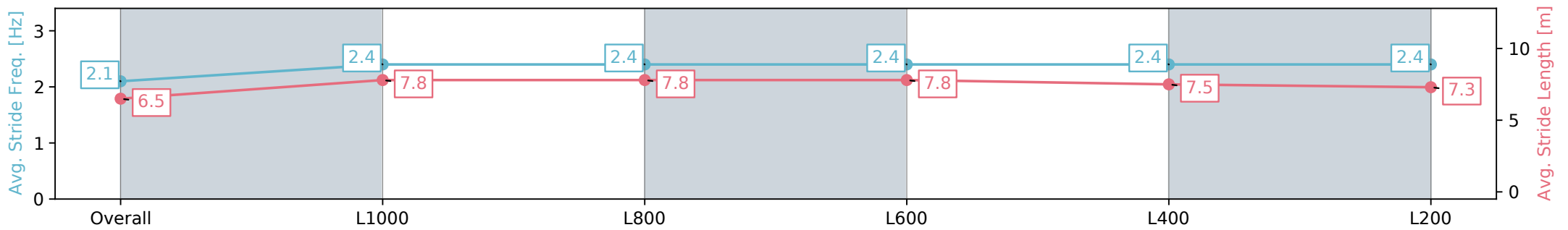
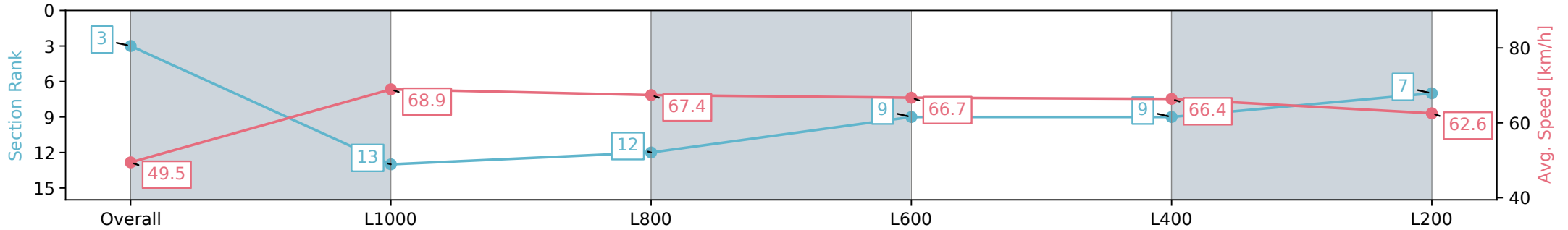
Race 4: Dennis Underwood Handicap - 1200m

14 September 2024 - 2:14PM

Track Rating: Good 4, Weather: Fine, Rail Position: +11m 1200m-W/
Post; + 8m Remainder Sectional 611m



Section	Overall	L1000	L800	L600	L400	L200
Section Times	1:08.94 [3] (0:14.59)	0:54.35 [13] (0:10.43)	0:43.92 [12] (0:10.68)	0:33.24 [9] (0:10.86)	0:22.38 [9] (0:10.89)	0:11.49 [7] (0:11.49)
Average Speed [km/h]	49.5	68.9	67.4	66.7	66.4	62.6
Top Speed [km/h]	67.5	69.9	68.9	67.2	67.6	65.7
Avg. Dist. to Rail [m]	3.1	1.1	0.4	1.1	2.9	3.8
Avg. Stride Freq. [Hz]	2.1	2.4	2.4	2.4	2.4	2.4
Avg. Stride Length [m]	6.5	7.8	7.8	7.8	7.5	7.3



[] Ranking at each section and finish
 -:-:- No data available at this section
 NA No data available

Horse/Jockey Name	FRENCHMANS BAY/Jason Holder
Finish Rank	4
Fastest Section Time (Section)	0:10.65 (L1000)
Top Speed [km/h] (Section)	70.0 (L800)
Race State	Finished



Morphettville SA - Professional

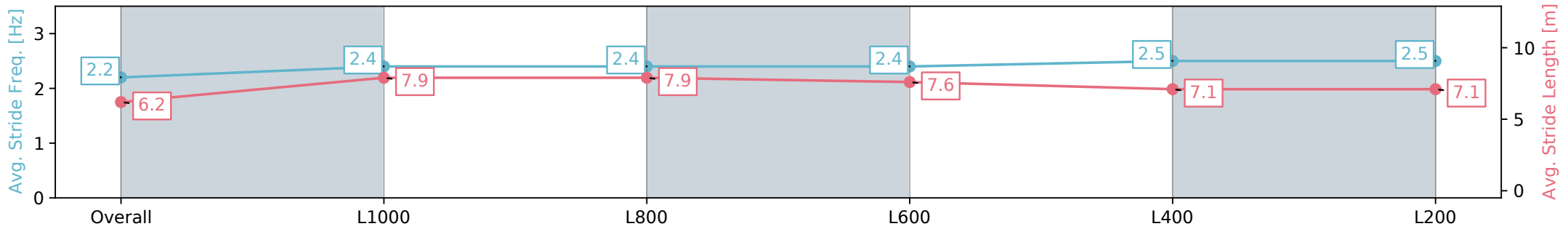
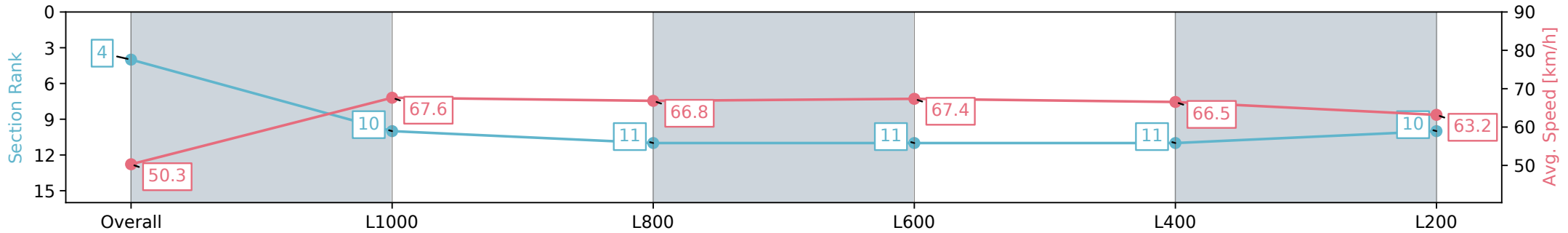
Race 4: Dennis Underwood Handicap - 1200m

14 September 2024 - 2:14PM

Track Rating: Good 4, Weather: Fine, Rail Position: +11m 1200m-W/
Post; + 8m Remainder Sectional 611m



Section	Overall	L1000	L800	L600	L400	L200
Section Times	1:09.02 [4] (0:14.32)	0:54.70 [10] (0:10.65)	0:44.05 [11] (0:10.84)	0:33.21 [11] (0:10.86)	0:22.35 [11] (0:10.94)	0:11.41 [10] (0:11.41)
Average Speed [km/h]	50.3	67.6	66.8	67.4	66.5	63.2
Top Speed [km/h]	65.5	69.1	67.6	70.0	69.8	67.2
Avg. Dist. to Rail [m]	6.0	1.9	1.4	3.6	9.1	12.0
Avg. Stride Freq. [Hz]	2.2	2.4	2.4	2.4	2.5	2.5
Avg. Stride Length [m]	6.2	7.9	7.9	7.6	7.1	7.1



- [] Ranking at each section and finish
- :-:- No data available at this section
- NA No data available

Horse/Jockey Name	ANNIE'S ROSE/Rochelle Milnes
Finish Rank	5
Fastest Section Time (Section)	0:10.75 (L1000)
Top Speed [km/h] (Section)	68.9 (Overall)
Race State	Finished



Morphettville SA - Professional

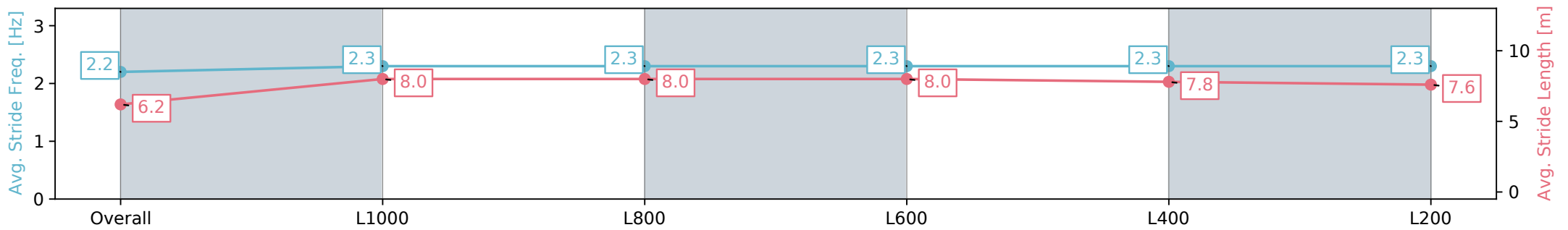
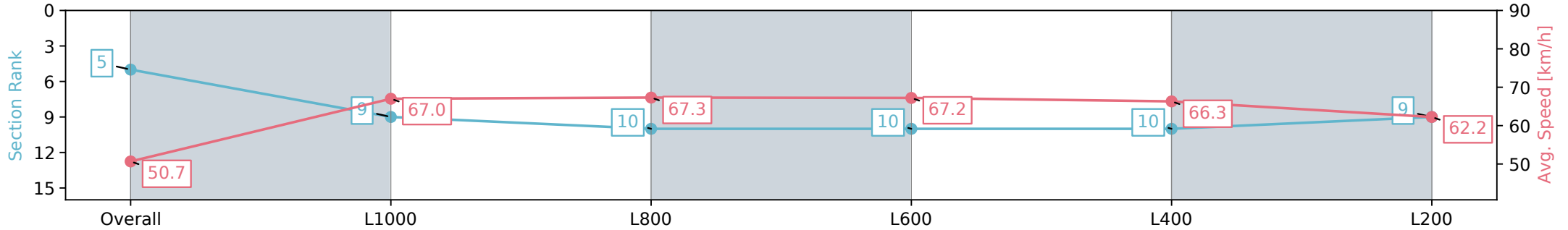
Race 4: Dennis Underwood Handicap - 1200m

14 September 2024 - 2:14PM

Track Rating: Good 4, Weather: Fine, Rail Position: +11m 1200m-W/
Post; + 8m Remainder Sectional 611m



Section	Overall	L1000	L800	L600	L400	L200
Section Times	1:09.07 [5] (0:14.20)	0:54.87 [9] (0:10.75)	0:44.12 [10] (0:10.79)	0:33.33 [10] (0:10.84)	0:22.49 [10] (0:10.92)	0:11.57 [9] (0:11.56)
Average Speed [km/h]	50.7	67.0	67.3	67.2	66.3	62.2
Top Speed [km/h]	66.3	68.9	68.1	68.2	67.6	65.6
Avg. Dist. to Rail [m]	8.5	3.7	2.2	2.1	6.1	8.7
Avg. Stride Freq. [Hz]	2.2	2.3	2.3	2.3	2.3	2.3
Avg. Stride Length [m]	6.2	8.0	8.0	8.0	7.8	7.6



[] Ranking at each section and finish
 -:-:- No data available at this section
 NA No data available

Horse/Jockey Name	BUBBLE OVER/Callan Murray
Finish Rank	6
Fastest Section Time (Section)	0:10.49 (L1000)
Top Speed [km/h] (Section)	69.9 (Overall)
Race State	Finished



Morphettville SA - Professional

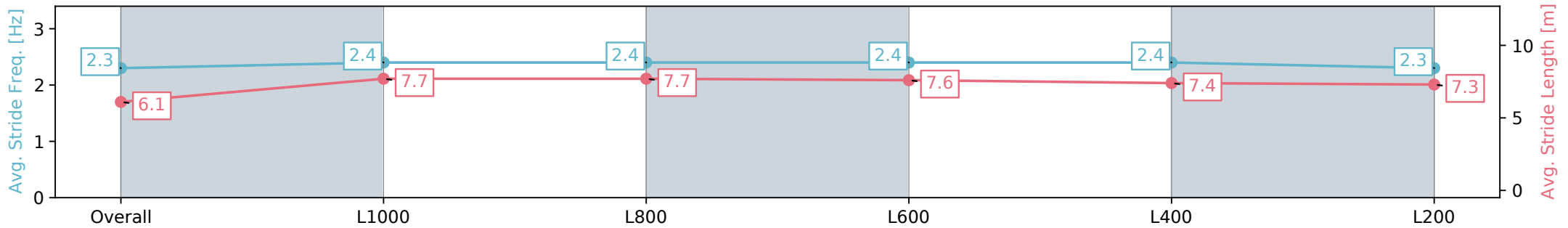
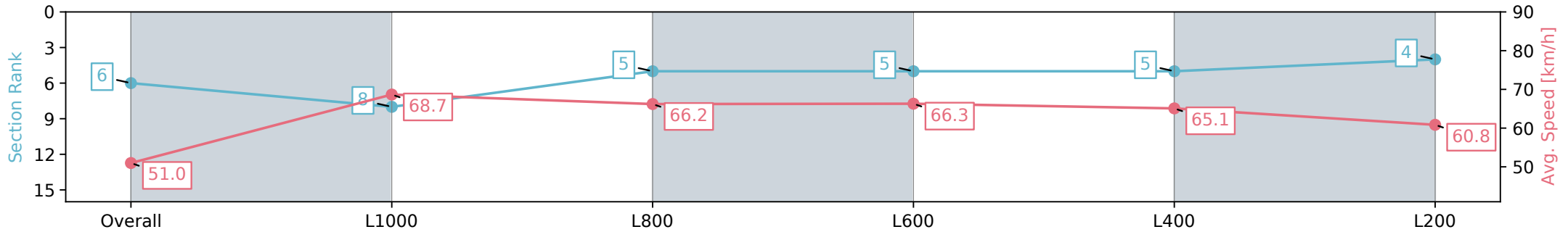
Race 4: Dennis Underwood Handicap - 1200m

14 September 2024 - 2:14PM

Track Rating: Good 4, Weather: Fine, Rail Position: +11m 1200m-W/
Post: + 8m Remainder Sectional 611m



Section	Overall	L1000	L800	L600	L400	L200
Section Times	1:09.11 [6] (0:14.13)	0:54.98 [8] (0:10.49)	0:44.49 [5] (0:10.86)	0:33.63 [5] (0:10.75)	0:22.88 [5] (0:11.05)	0:11.83 [4] (0:11.83)
Average Speed [km/h]	51.0	68.7	66.2	66.3	65.1	60.8
Top Speed [km/h]	66.6	69.9	67.4	67.4	66.5	63.7
Avg. Dist. to Rail [m]	4.0	2.3	1.1	1.5	0.9	0.4
Avg. Stride Freq. [Hz]	2.3	2.4	2.4	2.4	2.4	2.3
Avg. Stride Length [m]	6.1	7.7	7.7	7.6	7.4	7.3



- [] Ranking at each section and finish
- :-:- No data available at this section
- NA No data available

Horse/Jockey Name	DEMANDING MO/Jade Doyle
Finish Rank	7
Fastest Section Time (Section)	0:10.44 (L1000)
Top Speed [km/h] (Section)	70.5 (Overall)
Race State	Finished



Morphettville SA - Professional

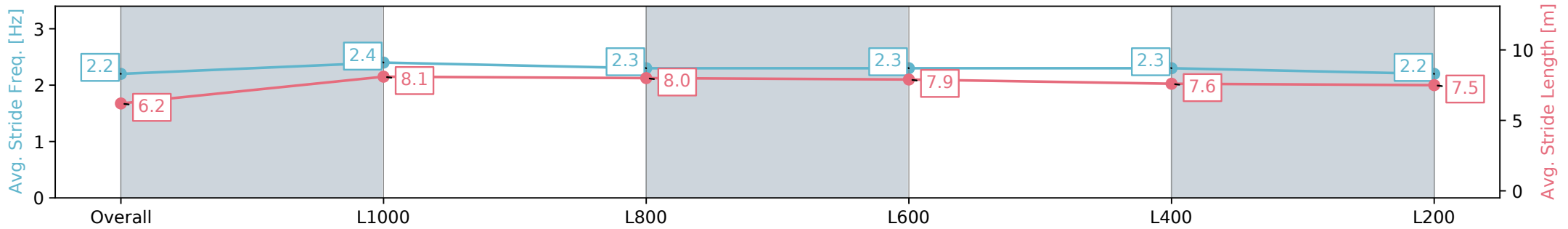
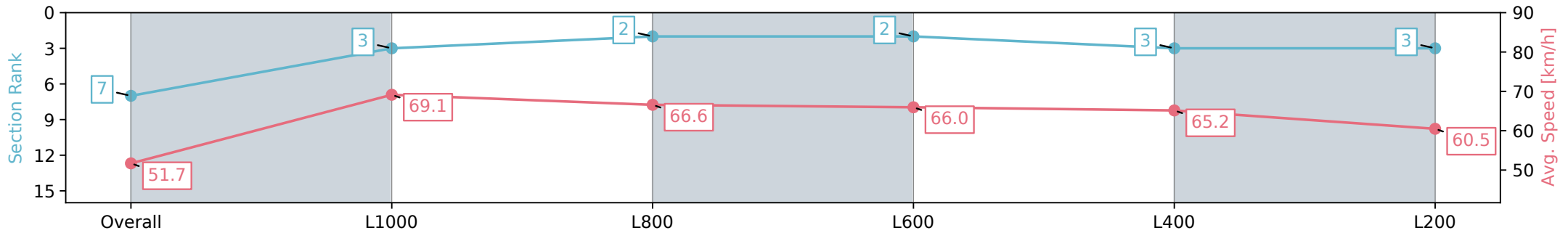
Race 4: Dennis Underwood Handicap - 1200m

14 September 2024 - 2:14PM

Track Rating: Good 4, Weather: Fine, Rail Position: +11m 1200m-W/
Post; + 8m Remainder Sectional 611m



Section	Overall	L1000	L800	L600	L400	L200
Section Times	1:09.13 [7] (0:13.92)	0:55.21 [3] (0:10.44)	0:44.77 [2] (0:10.88)	0:33.89 [2] (0:10.94)	0:22.95 [3] (0:11.05)	0:11.90 [3] (0:11.90)
Average Speed [km/h]	51.7	69.1	66.6	66.0	65.2	60.5
Top Speed [km/h]	69.0	70.5	68.2	66.8	65.9	64.2
Avg. Dist. to Rail [m]	3.2	1.8	1.6	0.5	1.6	2.2
Avg. Stride Freq. [Hz]	2.2	2.4	2.3	2.3	2.3	2.2
Avg. Stride Length [m]	6.2	8.1	8.0	7.9	7.6	7.5



- [] Ranking at each section and finish
- :-:- No data available at this section
- NA No data available

Horse/Jockey Name	COLD CASE/Jake Toeroek
Finish Rank	8
Fastest Section Time (Section)	0:10.67 (L1000)
Top Speed [km/h] (Section)	68.7 (Overall)
Race State	Finished



Morphettville SA - Professional

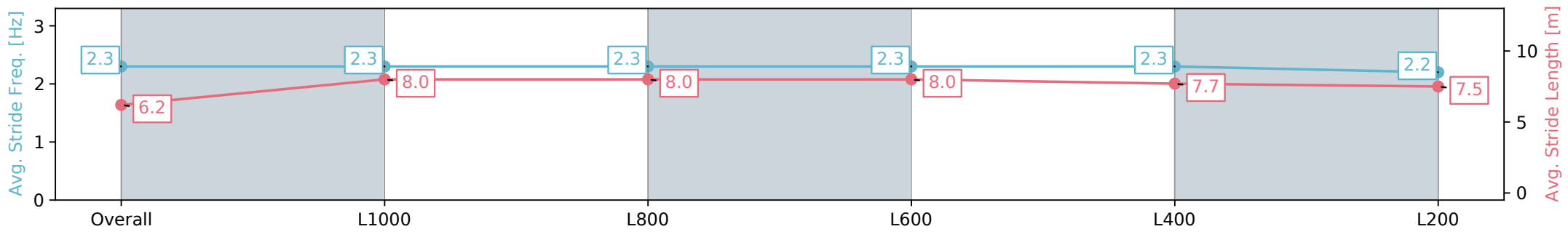
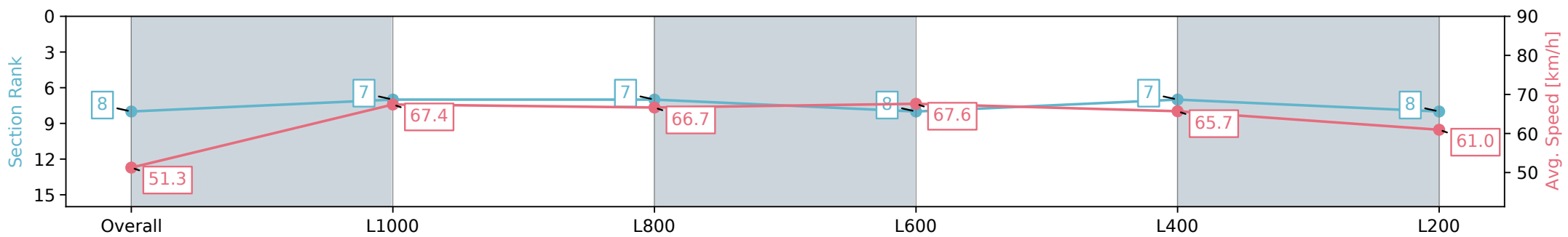
Race 4: Dennis Underwood Handicap - 1200m

14 September 2024 - 2:14PM

Track Rating: Good 4, Weather: Fine, Rail Position: +11m 1200m-W/
Post; + 8m Remainder Sectional 611m



Section	Overall	L1000	L800	L600	L400	L200
Section Times	1:09.27 [8] (0:14.07)	0:55.20 [7] (0:10.67)	0:44.53 [7] (0:10.90)	0:33.63 [8] (0:10.84)	0:22.79 [7] (0:10.99)	0:11.80 [8] (0:11.80)
Average Speed [km/h]	51.3	67.4	66.7	67.6	65.7	61.0
Top Speed [km/h]	66.5	68.7	67.3	68.5	67.8	64.0
Avg. Dist. to Rail [m]	5.0	2.8	2.4	2.9	4.7	6.1
Avg. Stride Freq. [Hz]	2.3	2.3	2.3	2.3	2.3	2.2
Avg. Stride Length [m]	6.2	8.0	8.0	8.0	7.7	7.5



[] Ranking at each section and finish
 -:-:- No data available at this section
 NA No data available

Horse/Jockey Name	NEXT DIMENSION/Justin Potter
Finish Rank	9
Fastest Section Time (Section)	0:10.48 (L1000)
Top Speed [km/h] (Section)	70.1 (Overall)
Race State	Finished



Morphettville SA - Professional

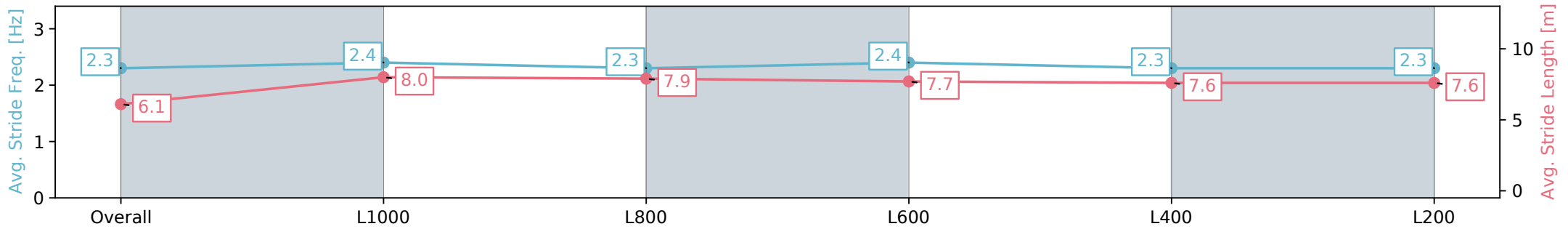
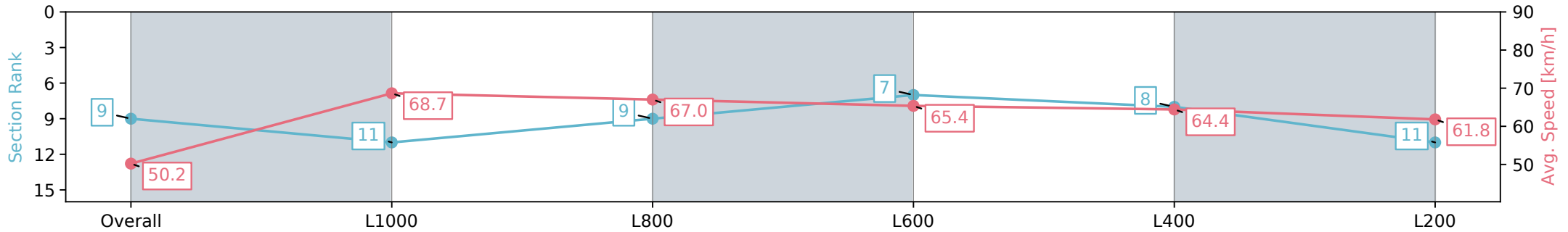
Race 4: Dennis Underwood Handicap - 1200m

14 September 2024 - 2:14PM

Track Rating: Good 4, Weather: Fine, Rail Position: +11m 1200m-W/
Post; + 8m Remainder Sectional 611m



Section	Overall	L1000	L800	L600	L400	L200
Section Times	1:09.29 [9] (0:14.34)	0:54.95 [11] (0:10.48)	0:44.47 [9] (0:10.75)	0:33.72 [7] (0:10.93)	0:22.79 [8] (0:11.14)	0:11.65 [11] (0:11.65)
Average Speed [km/h]	50.2	68.7	67.0	65.4	64.4	61.8
Top Speed [km/h]	67.7	70.1	68.7	66.4	65.0	63.7
Avg. Dist. to Rail [m]	2.4	1.2	0.7	1.3	1.5	1.3
Avg. Stride Freq. [Hz]	2.3	2.4	2.3	2.4	2.3	2.3
Avg. Stride Length [m]	6.1	8.0	7.9	7.7	7.6	7.6



- [] Ranking at each section and finish
- :-:- No data available at this section
- NA No data available

Horse/Jockey Name	GIRL/Liam Riordan
Finish Rank	10
Fastest Section Time (Section)	0:10.75 (L1000)
Top Speed [km/h] (Section)	68.8 (L1000)
Race State	Finished



Morphettville SA - Professional

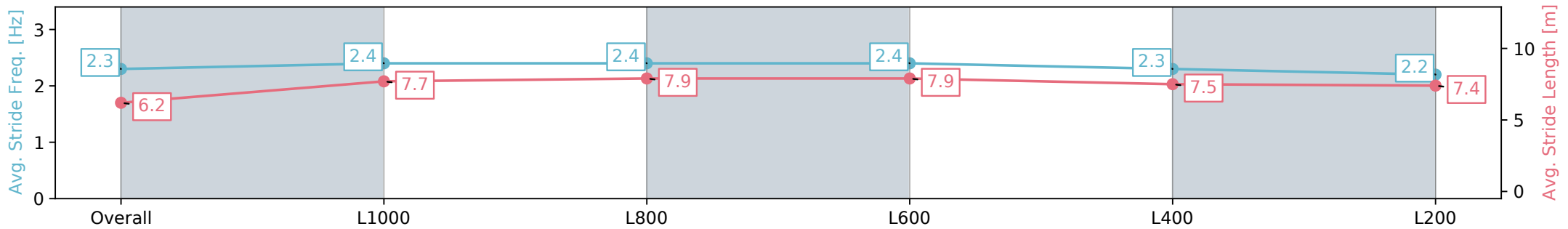
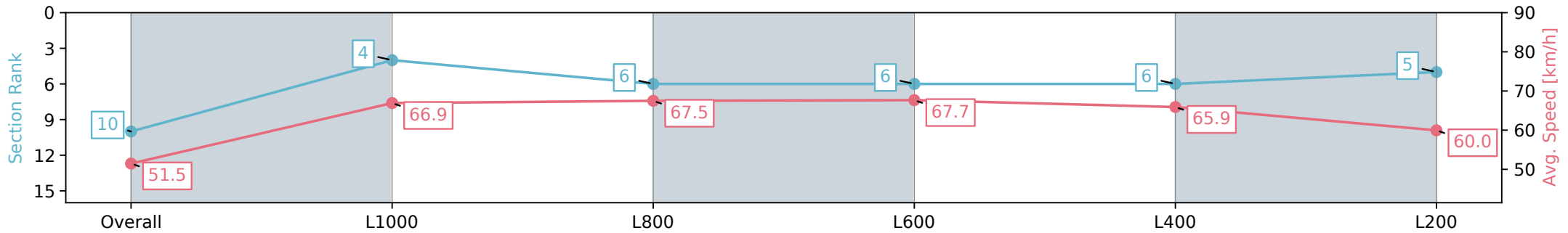
Race 4: Dennis Underwood Handicap - 1200m

14 September 2024 - 2:14PM

Track Rating: Good 4, Weather: Fine, Rail Position: +11m 1200m-W/
Post; + 8m Remainder Sectional 611m



Section	Overall	L1000	L800	L600	L400	L200
Section Times	1:09.33 [10] (0:13.98)	0:55.35 [4] (0:10.75)	0:44.60 [6] (0:10.76)	0:33.84 [6] (0:10.81)	0:23.03 [6] (0:11.02)	0:12.01 [5] (0:12.01)
Average Speed [km/h]	51.5	66.9	67.5	67.7	65.9	60.0
Top Speed [km/h]	67.3	68.2	68.8	68.8	68.1	63.1
Avg. Dist. to Rail [m]	3.1	1.8	1.6	3.4	7.3	7.2
Avg. Stride Freq. [Hz]	2.3	2.4	2.4	2.4	2.3	2.2
Avg. Stride Length [m]	6.2	7.7	7.9	7.9	7.5	7.4



- [] Ranking at each section and finish
- :-:- No data available at this section
- NA No data available

Horse/Jockey Name	PORTATION/Stacey Metcalfe
Finish Rank	11
Fastest Section Time (Section)	0:10.77 (L600)
Top Speed [km/h] (Section)	67.9 (L800)
Race State	Finished



Morphettville SA - Professional

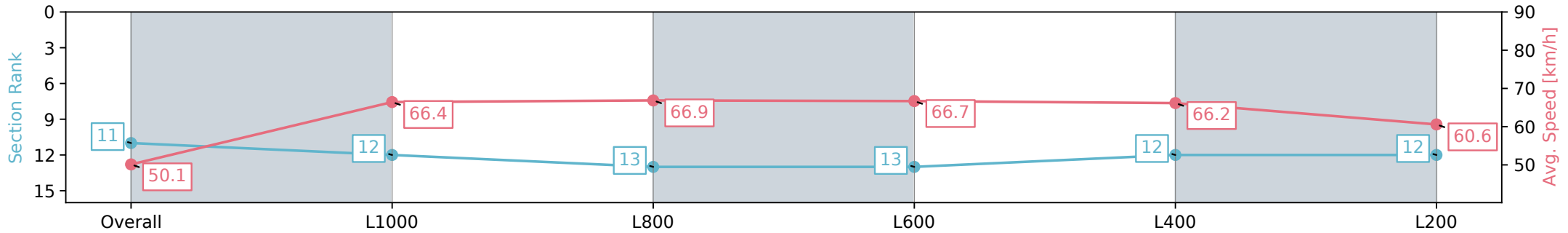
Race 4: Dennis Underwood Handicap - 1200m

14 September 2024 - 2:14PM

Track Rating: Good 4, Weather: Fine, Rail Position: +11m 1200m-W/
Post: + 8m Remainder Sectional 611m



Section	Overall	L1000	L800	L600	L400	L200
Section Times	1:09.65 [11] (0:14.36)	0:55.29 [12] (0:10.86)	0:44.43 [13] (0:10.83)	0:33.60 [13] (0:10.77)	0:22.83 [12] (0:10.94)	0:11.89 [12] (0:11.89)
Average Speed [km/h]	50.1	66.4	66.9	66.7	66.2	60.6
Top Speed [km/h]	65.1	67.0	67.9	67.9	67.1	64.5
Avg. Dist. to Rail [m]	10.4	4.0	1.6	0.5	3.9	6.0
Avg. Stride Freq. [Hz]	2.3	2.4	2.4	2.4	2.4	2.3
Avg. Stride Length [m]	5.9	7.7	7.7	7.7	7.5	7.4



- [] Ranking at each section and finish
- :-:- No data available at this section
- NA No data available

Horse/Jockey Name	STYLISH ENUFF/Tayla Childs
Finish Rank	12
Fastest Section Time (Section)	0:10.62 (L1000)
Top Speed [km/h] (Section)	68.5 (L800)
Race State	Finished



Morphettville SA - Professional

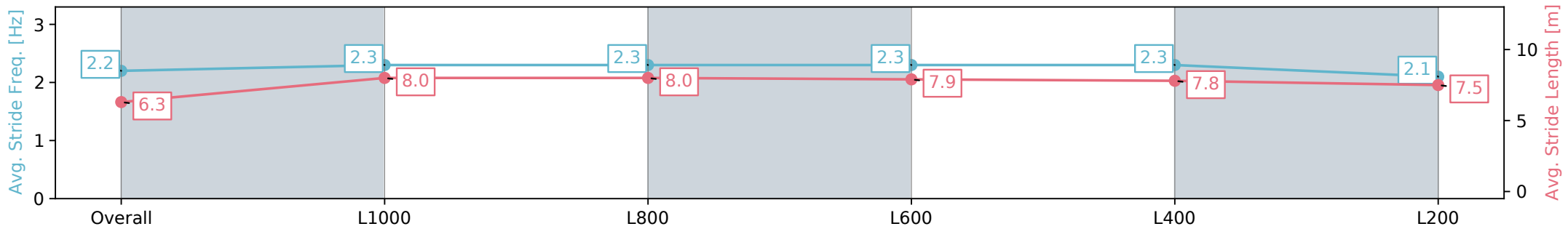
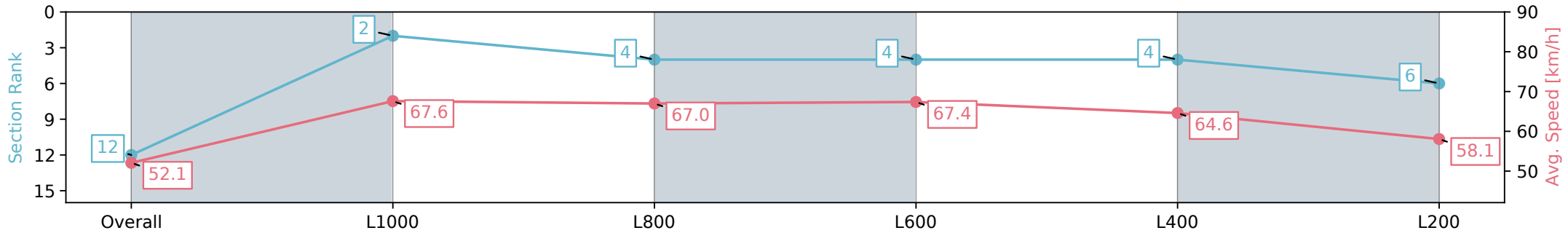
Race 4: Dennis Underwood Handicap - 1200m

14 September 2024 - 2:14PM

Track Rating: Good 4, Weather: Fine, Rail Position: +11m 1200m-W/
Post: + 8m Remainder Sectional 611m



Section	Overall	L1000	L800	L600	L400	L200
Section Times	1:09.84 [12] (0:13.91)	0:55.93 [2] (0:10.62)	0:45.31 [4] (0:10.88)	0:34.43 [4] (0:10.82)	0:23.61 [4] (0:11.21)	0:12.40 [6] (0:12.40)
Average Speed [km/h]	52.1	67.6	67.0	67.4	64.6	58.1
Top Speed [km/h]	66.5	68.3	67.8	68.5	65.7	61.7
Avg. Dist. to Rail [m]	10.0	5.3	3.2	2.1	5.7	8.1
Avg. Stride Freq. [Hz]	2.2	2.3	2.3	2.3	2.3	2.1
Avg. Stride Length [m]	6.3	8.0	8.0	7.9	7.8	7.5



- [] Ranking at each section and finish
- :-:- No data available at this section
- NA No data available

Horse/Jockey Name	APACHE GUNSHIP/Alana Livesey
Finish Rank	13
Fastest Section Time (Section)	0:10.73 (L1000)
Top Speed [km/h] (Section)	68.7 (L800)
Race State	Finished



Morphettville SA - Professional

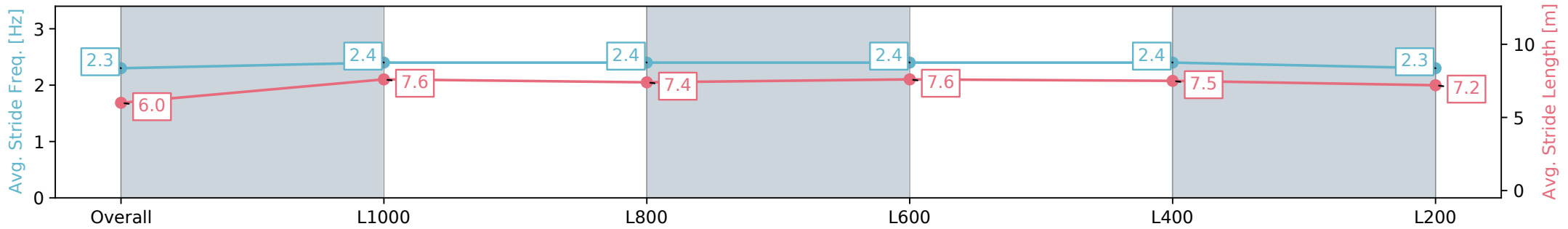
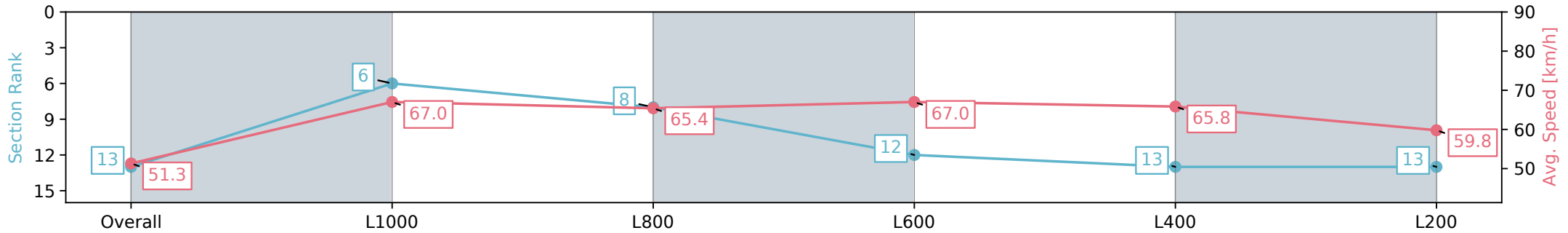
Race 4: Dennis Underwood Handicap - 1200m

14 September 2024 - 2:14PM

Track Rating: Good 4, Weather: Fine, Rail Position: +11m 1200m-W/
Post: + 8m Remainder Sectional 611m



Section	Overall	L1000	L800	L600	L400	L200
Section Times	1:09.91 [13] (0:14.02)	0:55.89 [6] (0:10.73)	0:45.16 [8] (0:11.18)	0:33.98 [12] (0:10.96)	0:23.02 [13] (0:11.00)	0:12.02 [13] (0:12.02)
Average Speed [km/h]	51.3	67.0	65.4	67.0	65.8	59.8
Top Speed [km/h]	66.8	68.0	67.4	68.7	68.3	64.2
Avg. Dist. to Rail [m]	6.6	4.1	3.4	3.9	5.3	7.7
Avg. Stride Freq. [Hz]	2.3	2.4	2.4	2.4	2.4	2.3
Avg. Stride Length [m]	6.0	7.6	7.4	7.6	7.5	7.2



- [] Ranking at each section and finish
- :-:- No data available at this section
- NA No data available