



RACINGSA

Morphettville SA

Race 3: Sportsbet Same Race Multi Handicap - 1050m

14 September 2024 - 1:36PM



Morphettville

Track Rating: Good 4, Weather: Fine, Rail Position: +11m 1200m-W/Post; + 8m Remainder

Sectional 611m

Section													Overall	L1000	L800	L600	L400	L200		
Field Times													0:59.85	0:54.33	0:43.42	0:32.68	0:21.88	0:11.18		
													(0:05.52)	(0:10.91)	(0:10.74)	(0:10.80)	(0:10.70)	(0:11.18)		
Position	#	Horse/Jockey	Barrier	Top Speed [km/h]	Fastest Section	First 400m									Margin	Distance Travelled From Winner [m]				
1	5	ANDREW'S MEMORY	1	69.2	0:10.65	0:24.76	0:59.85	0:54.20 [3]	0:43.16 [4]	0:32.42 [4]	0:21.72 [4]	0:11.07 [4]	0:59.85							
		Lachlan Neindorf		600-400	400-200		(0:05.65)	(0:11.04)	(0:10.74)	(0:10.70)	(0:10.65)	(0:11.07)								
2	11	MISLUDI	9	70.4	0:10.42	0:25.24	0:59.93	0:54.12 [8]	0:42.67 [11]	0:31.91 [11]	0:21.32 [11]	0:10.90 [10]	0.5L	+4						
		Kayla Crowther		600-400	400-200		(0:05.81)	(0:11.45)	(0:10.76)	(0:10.59)	(0:10.42)	(0:10.90)								
3	2	MAGIC FIELD	4	68.9	0:10.67	0:24.51	0:59.98	0:54.20 [6]	0:43.40 [2]	0:32.69 [2]	0:21.98 [2]	0:11.31 [1]	0.8L	-2						
		Tatum Bull		1200-1000	400-200		(0:05.78)	(0:10.80)	(0:10.71)	(0:10.71)	(0:10.67)	(0:11.31)								
4	7	MINE ALL MINE	8	69.6	0:10.59	0:24.53	0:59.99	0:54.35 [2]	0:43.39 [3]	0:32.63 [3]	0:21.90 [3]	0:11.31 [2]	0.9L	+2						
		Callan Murray		1000-800	400-200		(0:05.64)	(0:10.96)	(0:10.76)	(0:10.73)	(0:10.59)	(0:11.31)								
5	8	CARARADA	11	69.9	0:10.53	0:25.02	1:00.10	0:54.31 [7]	0:43.13 [9]	0:32.34 [8]	0:21.55 [10]	0:11.02 [11]	1.6L	+5						
		Rochelle Milnes		600-400	400-200		(0:05.79)	(0:11.18)	(0:10.79)	(0:10.79)	(0:10.53)	(0:11.02)								
6	3	HALLSTATT	3	70.0	0:10.53	0:24.80	1:00.15	0:54.33 [9]	0:43.46 [5]	0:32.62 [5]	0:21.85 [6]	0:11.32 [6]	1.9L	+1						
		Tom Prebble		1200-1000	400-200		(0:05.82)	(0:10.87)	(0:10.84)	(0:10.77)	(0:10.53)	(0:11.32)								
7	4	RICHE D'AMOUR	5	69.7	0:10.55	0:24.95	1:00.16	0:54.01 [11]	0:43.05 [10]	0:32.48 [7]	0:21.79 [8]	0:11.24 [7]	1.9L	-3						
		Ben Price		1200-1000	400-200		(0:06.15)	(0:10.96)	(0:10.56)	(0:10.69)	(0:10.55)	(0:11.24)								
8	12	ROMANOVA	2	68.9	0:10.74	0:24.41	1:00.17	0:54.65 [1]	0:43.75 [1]	0:33.00 [1]	0:22.20 [1]	0:11.46 [3]	2.0L	-1						
		Stacey Metcalfe		1200-1000	400-200		(0:05.52)	(0:10.90)	(0:10.75)	(0:10.80)	(0:10.74)	(0:11.46)								
9	9	FREE BEER	7	70.3	0:10.50	0:25.07	1:00.23	0:54.33 [10]	0:43.30 [8]	0:32.41 [10]	0:21.76 [9]	0:11.26 [8]	2.4L	+5						
		Sairyn Fawke		600-400	400-200		(0:05.90)	(0:11.03)	(0:10.89)	(0:10.65)	(0:10.50)	(0:11.26)								
10	1	TRUSTFALL	6	69.2	0:10.57	0:24.94	1:00.24	0:54.48 [5]	0:43.41 [7]	0:32.47 [9]	0:21.89 [7]	0:11.27 [9]	2.5L	+3						
		Melissa Julius		800-600	600-400		(0:05.76)	(0:11.07)	(0:10.94)	(0:10.57)	(0:10.62)	(0:11.27)								

Scratched: Dyer (#10)

Report Created: Sat 14 September 2024 14:31:15 GMT+10 (Note: Timing is based on positional data)

- [] Position in running at each section and finish
- #: Saddle cloth number
- No data available at this section
- DNF Did not finish
- NA No data available
- DNT Did not track
- █ Background shading for fastest section



Morphettville SA
Race 3: Sportsbet Same Race Multi Handicap - 1050m
 14 September 2024 - 1:36PM



Track Rating: Good 4, Weather: Fine, Rail Position: +11m 1200m-W/Post; + 8m Remainder
 Sectional 611m

Section Field Times							Overall	L1000	L800	L600	L400	L200		
							0:59.85 (0:05.52)	0:54.33 (0:10.91)	0:43.42 (0:10.74)	0:32.68 (0:10.80)	0:21.88 (0:10.70)	0:11.18 (0:11.18)		
Position	#	Horse/Jockey	Barrier	Top Speed [km/h]	Fastest Section	First 400m						Margin	Distance Travelled From Winner [m]	
11	6	NOSIE BY NATURE	10	69.5	0:10.61	0:24.79	1:00.25	0:54.58 [4]	0:43.53 [6]	0:32.72 [6]	0:22.07 [5]	0:11.46 [5]	2.5L	+3
		Todd Pannell		600-400	400-200		(0:05.67)	(0:11.05)	(0:10.81)	(0:10.65)	(0:10.61)	(0:11.46)		

Scratched: Dyer (#10)

- [] Position in running at each section and finish # Saddle cloth number
- :--:-- No data available at this section DNF Did not finish
- NA No data available DNT Did not track
- █ Background shading for fastest section

Horse/Jockey Name	ANDREW'S MEMORY/Lachlan Neindorf
Finish Rank	1
Fastest Section Time (Section)	0:10.65 (L400)
Top Speed [km/h] (Section)	69.2 (L600)
Race State	Finished



Morphettville SA - Professional

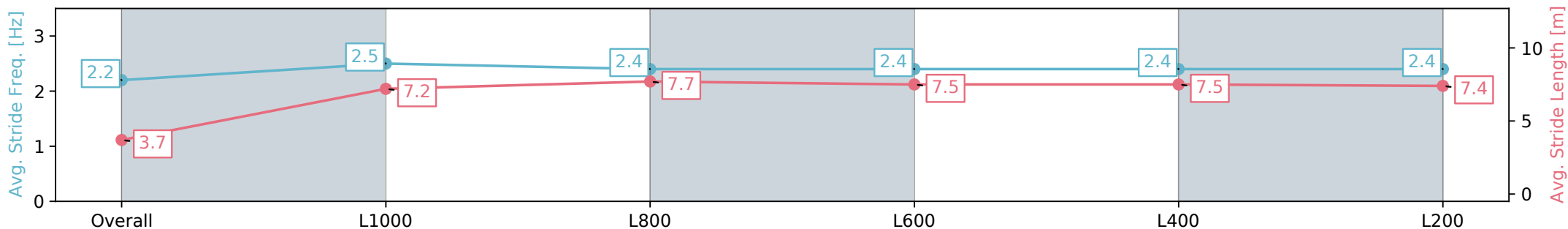
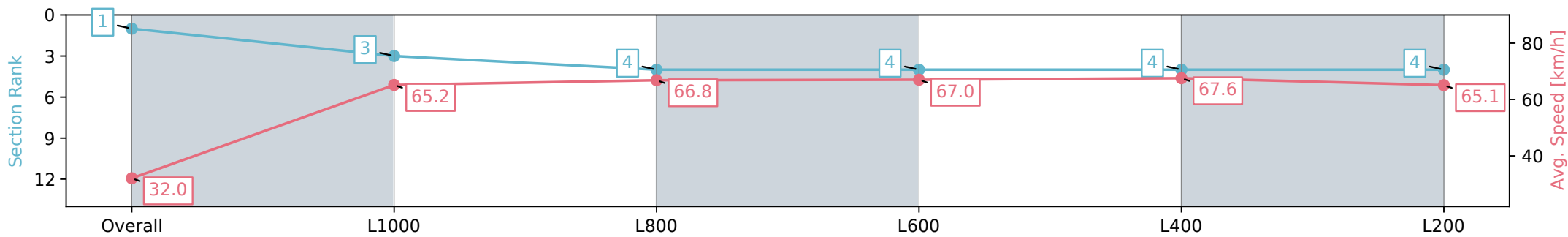
Race 3: Sportsbet Same Race Multi Handicap - 1050m

14 September 2024 - 1:36PM

Track Rating: Good 4, Weather: Fine, Rail Position: +11m 1200m-W/
Post: + 8m Remainder Sectional 611m



Section	Overall	L1000	L800	L600	L400	L200
Section Times	0:59.85 [1] (0:05.65)	0:54.20 [3] (0:11.04)	0:43.16 [4] (0:10.74)	0:32.42 [4] (0:10.70)	0:21.72 [4] (0:10.65)	0:11.07 [4] (0:11.07)
Average Speed [km/h]	32.0	65.2	66.8	67.0	67.6	65.1
Top Speed [km/h]	57.2	68.6	68.1	68.8	69.2	67.9
Avg. Dist. to Rail [m]	2.8	1.8	1.1	1.0	0.5	0.5
Avg. Stride Freq. [Hz]	2.2	2.5	2.4	2.4	2.4	2.4
Avg. Stride Length [m]	3.7	7.2	7.7	7.5	7.5	7.4



- [] Ranking at each section and finish
- :-:- No data available at this section
- NA No data available

Horse/Jockey Name	MISLUDI/Kayla Crowther
Finish Rank	2
Fastest Section Time (Section)	0:10.42 (L400)
Top Speed [km/h] (Section)	70.4 (L600)
Race State	Finished



Morphettville SA - Professional

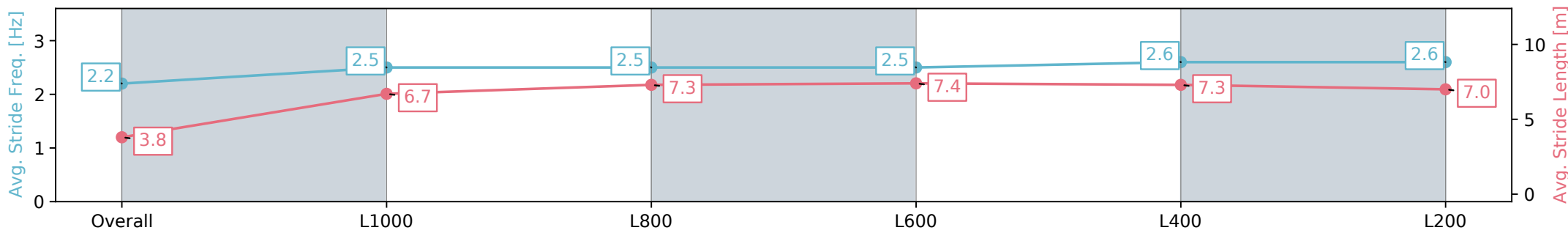
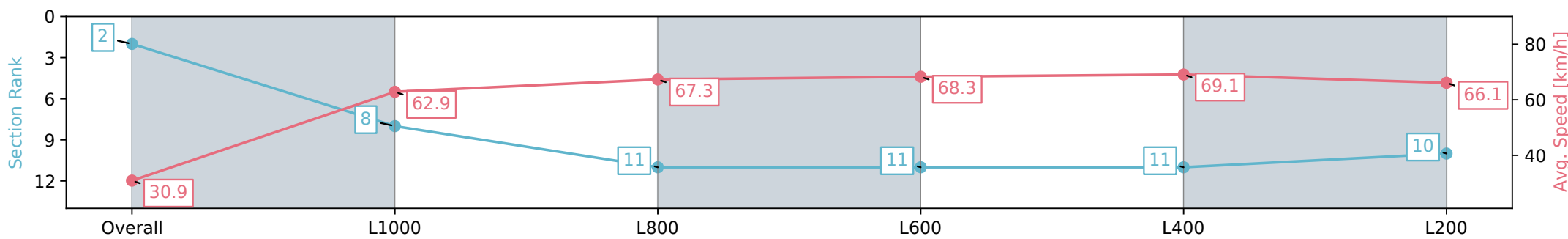
Race 3: Sportsbet Same Race Multi Handicap - 1050m

14 September 2024 - 1:36PM

Track Rating: Good 4, Weather: Fine, Rail Position: +11m 1200m-W/
Post; + 8m Remainder Sectional 611m



Section	Overall	L1000	L800	L600	L400	L200
Section Times	0:59.93 [2] (0:05.81)	0:54.12 [8] (0:11.45)	0:42.67 [11] (0:10.76)	0:31.91 [11] (0:10.59)	0:21.32 [11] (0:10.42)	0:10.90 [10] (0:10.90)
Average Speed [km/h]	30.9	62.9	67.3	68.3	69.1	66.1
Top Speed [km/h]	54.4	67.5	67.9	68.9	70.4	69.9
Avg. Dist. to Rail [m]	7.9	2.9	1.3	0.9	2.4	3.2
Avg. Stride Freq. [Hz]	2.2	2.5	2.5	2.5	2.6	2.6
Avg. Stride Length [m]	3.8	6.7	7.3	7.4	7.3	7.0



[] Ranking at each section and finish
 -:-:- No data available at this section
 NA No data available

Horse/Jockey Name	MAGIC FIELD/Tatum Bull
Finish Rank	3
Fastest Section Time (Section)	0:10.67 (L400)
Top Speed [km/h] (Section)	68.9 (Overall)
Race State	Finished



Morphettville SA - Professional

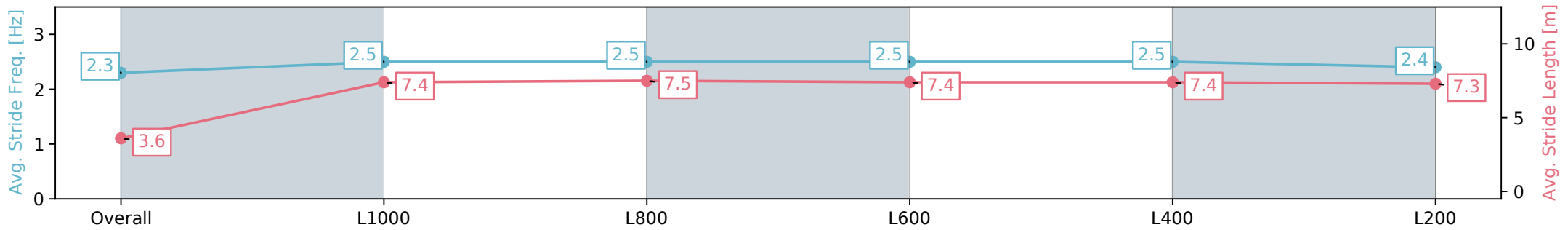
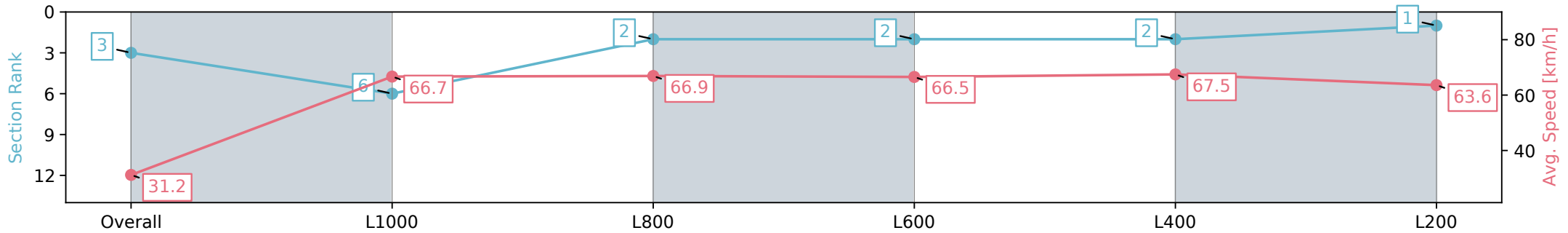
Race 3: Sportsbet Same Race Multi Handicap - 1050m

14 September 2024 - 1:36PM

Track Rating: Good 4, Weather: Fine, Rail Position: +11m 1200m-W/
Post; + 8m Remainder Sectional 611m



Section	Overall	L1000	L800	L600	L400	L200
Section Times	0:59.98 [3] (0:05.78)	0:54.20 [6] (0:10.80)	0:43.40 [2] (0:10.71)	0:32.69 [2] (0:10.71)	0:21.98 [2] (0:10.67)	0:11.31 [1] (0:11.31)
Average Speed [km/h]	31.2	66.7	66.9	66.5	67.5	63.6
Top Speed [km/h]	59.9	68.9	68.1	67.5	68.7	66.5
Avg. Dist. to Rail [m]	4.7	0.9	1.2	1.9	0.9	0.9
Avg. Stride Freq. [Hz]	2.3	2.5	2.5	2.5	2.5	2.4
Avg. Stride Length [m]	3.6	7.4	7.5	7.4	7.4	7.3



- [] Ranking at each section and finish
- :-:- No data available at this section
- NA No data available

Horse/Jockey Name	MINE ALL MINE/Callan Murray
Finish Rank	4
Fastest Section Time (Section)	0:10.59 (L400)
Top Speed [km/h] (Section)	69.6 (L1000)
Race State	Finished



Morphettville SA - Professional

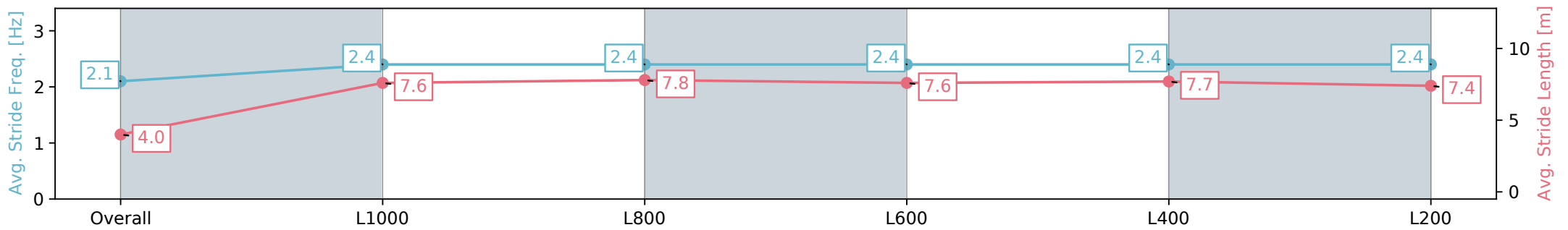
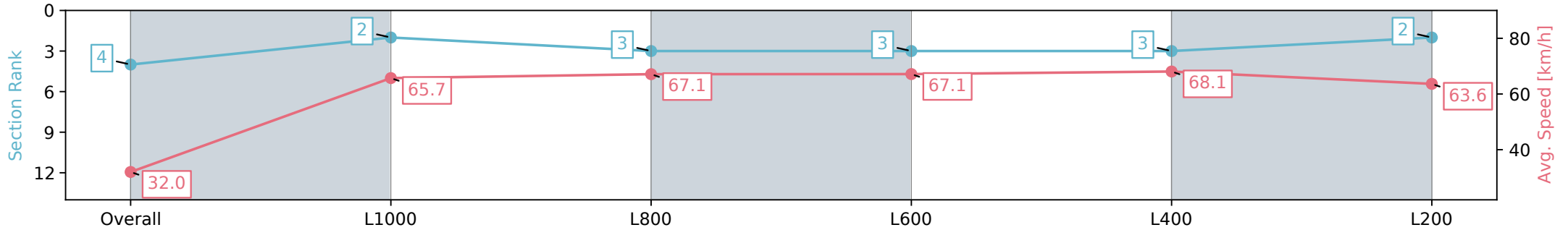
Race 3: Sportsbet Same Race Multi Handicap - 1050m

14 September 2024 - 1:36PM

Track Rating: Good 4, Weather: Fine, Rail Position: +11m 1200m-W/
Post: + 8m Remainder Sectional 611m



Section	Overall	L1000	L800	L600	L400	L200
Section Times	0:59.99 [4] (0:05.64)	0:54.35 [2] (0:10.96)	0:43.39 [3] (0:10.76)	0:32.63 [3] (0:10.73)	0:21.90 [3] (0:10.59)	0:11.31 [2] (0:11.31)
Average Speed [km/h]	32.0	65.7	67.1	67.1	68.1	63.6
Top Speed [km/h]	58.8	69.6	69.6	68.7	69.2	66.4
Avg. Dist. to Rail [m]	6.7	1.6	0.8	0.6	1.7	2.2
Avg. Stride Freq. [Hz]	2.1	2.4	2.4	2.4	2.4	2.4
Avg. Stride Length [m]	4.0	7.6	7.8	7.6	7.7	7.4



[] Ranking at each section and finish
 -:-:- No data available at this section
 NA No data available

Horse/Jockey Name	CARARADA/Rochelle Milnes
Finish Rank	5
Fastest Section Time (Section)	0:10.53 (L400)
Top Speed [km/h] (Section)	69.9 (L600)
Race State	Finished



Morphettville SA - Professional

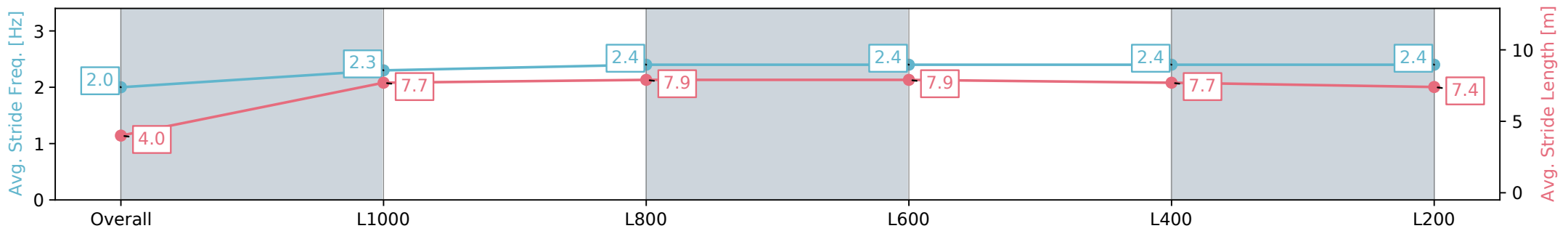
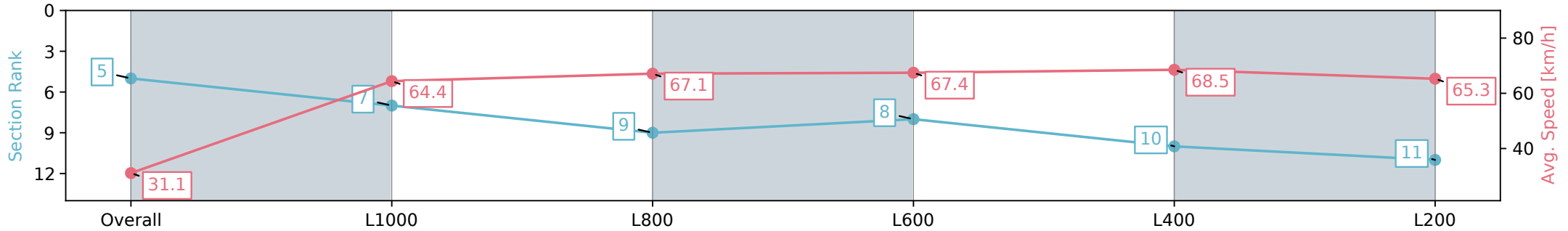
Race 3: Sportsbet Same Race Multi Handicap - 1050m

14 September 2024 - 1:36PM

Track Rating: Good 4, Weather: Fine, Rail Position: +11m 1200m-W/
Post; + 8m Remainder Sectional 611m



Section	Overall	L1000	L800	L600	L400	L200
Section Times	1:00.10 [5] (0:05.79)	0:54.31 [7] (0:11.18)	0:43.13 [9] (0:10.79)	0:32.34 [8] (0:10.79)	0:21.55 [10] (0:10.53)	0:11.02 [11] (0:11.02)
Average Speed [km/h]	31.1	64.4	67.1	67.4	68.5	65.3
Top Speed [km/h]	55.3	68.2	68.8	69.5	69.9	68.3
Avg. Dist. to Rail [m]	9.7	3.1	1.2	2.0	3.2	5.4
Avg. Stride Freq. [Hz]	2.0	2.3	2.4	2.4	2.4	2.4
Avg. Stride Length [m]	4.0	7.7	7.9	7.9	7.7	7.4



[] Ranking at each section and finish
 -:-:- No data available at this section
 NA No data available

Horse/Jockey Name	HALLSTATT/Tom Prebble
Finish Rank	6
Fastest Section Time (Section)	0:10.53 (L400)
Top Speed [km/h] (Section)	70.0 (Overall)
Race State	Finished



Morphettville SA - Professional

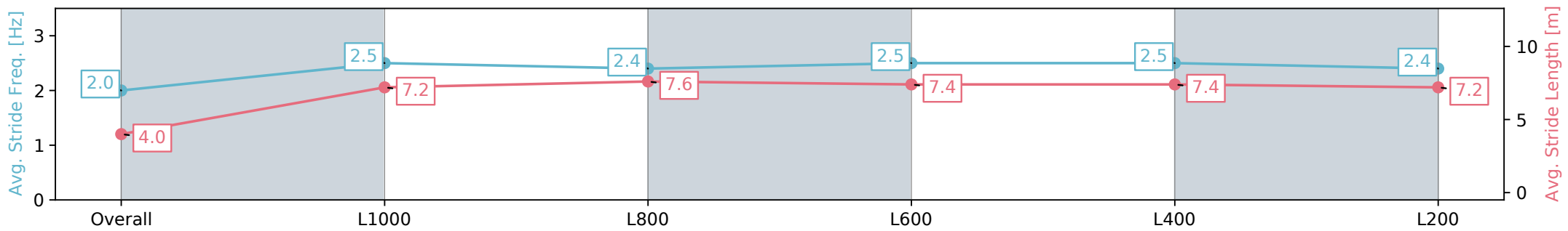
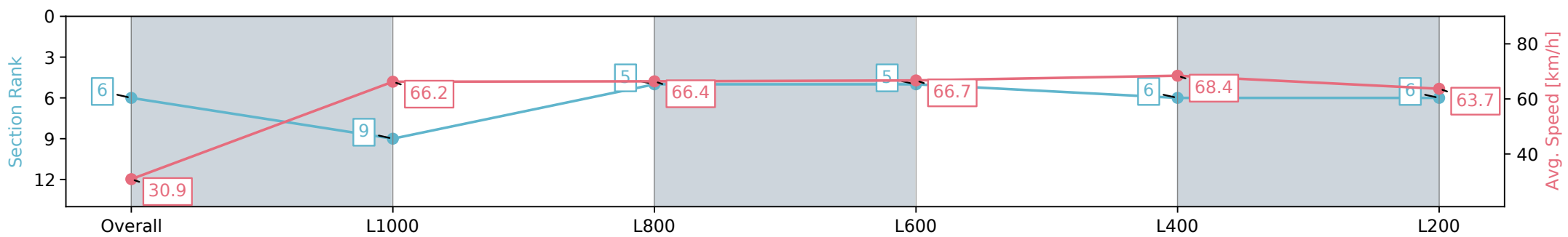
Race 3: Sportsbet Same Race Multi Handicap - 1050m

14 September 2024 - 1:36PM

Track Rating: Good 4, Weather: Fine, Rail Position: +11m 1200m-W/
Post; + 8m Remainder Sectional 611m



Section	Overall	L1000	L800	L600	L400	L200
Section Times	1:00.15 [6] (0:05.82)	0:54.33 [9] (0:10.87)	0:43.46 [5] (0:10.84)	0:32.62 [5] (0:10.77)	0:21.85 [6] (0:10.53)	0:11.32 [6] (0:11.32)
Average Speed [km/h]	30.9	66.2	66.4	66.7	68.4	63.7
Top Speed [km/h]	57.8	70.0	68.3	68.4	69.8	67.0
Avg. Dist. to Rail [m]	3.0	0.3	0.4	0.2	1.2	2.0
Avg. Stride Freq. [Hz]	2.0	2.5	2.4	2.5	2.5	2.4
Avg. Stride Length [m]	4.0	7.2	7.6	7.4	7.4	7.2



[] Ranking at each section and finish
 -:-:- No data available at this section
 NA No data available

Horse/Jockey Name	RICHE D'AMOUR/Ben Price
Finish Rank	7
Fastest Section Time (Section)	0:10.55 (L400)
Top Speed [km/h] (Section)	69.7 (Overall)
Race State	Finished



Morphettville SA - Professional

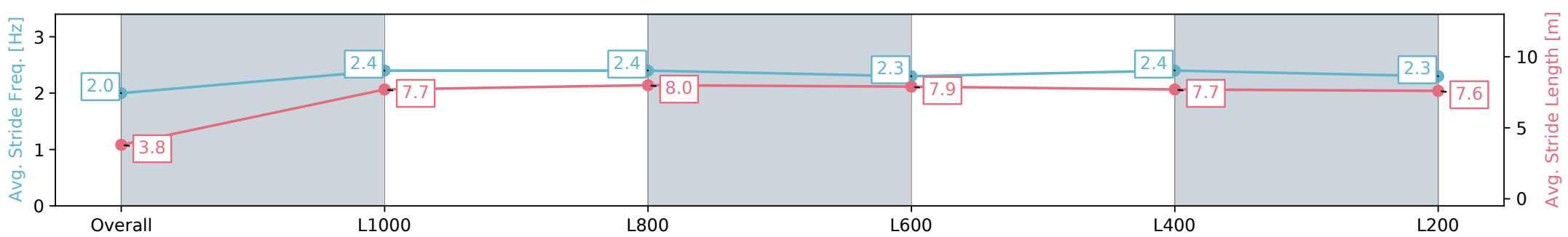
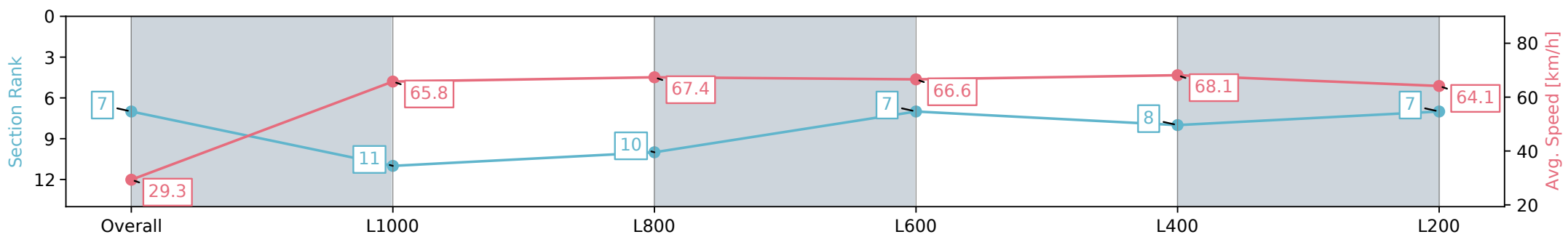
Race 3: Sportsbet Same Race Multi Handicap - 1050m

14 September 2024 - 1:36PM

Track Rating: Good 4, Weather: Fine, Rail Position: +11m 1200m-W/
Post; + 8m Remainder Sectional 611m



Section	Overall	L1000	L800	L600	L400	L200
Section Times	1:00.16 [7] (0:06.15)	0:54.01 [11] (0:10.96)	0:43.05 [10] (0:10.56)	0:32.48 [7] (0:10.69)	0:21.79 [8] (0:10.55)	0:11.24 [7] (0:11.24)
Average Speed [km/h]	29.3	65.8	67.4	66.6	68.1	64.1
Top Speed [km/h]	56.8	69.7	68.1	68.1	69.4	67.8
Avg. Dist. to Rail [m]	4.1	0.9	2.2	2.2	0.7	0.4
Avg. Stride Freq. [Hz]	2.0	2.4	2.4	2.3	2.4	2.3
Avg. Stride Length [m]	3.8	7.7	8.0	7.9	7.7	7.6



[] Ranking at each section and finish
 -:-:- No data available at this section
 NA No data available

Horse/Jockey Name	ROMANOVA/Stacey Metcalfe
Finish Rank	8
Fastest Section Time (Section)	0:10.74 (L400)
Top Speed [km/h] (Section)	68.9 (Overall)
Race State	Finished



Morphettville SA - Professional

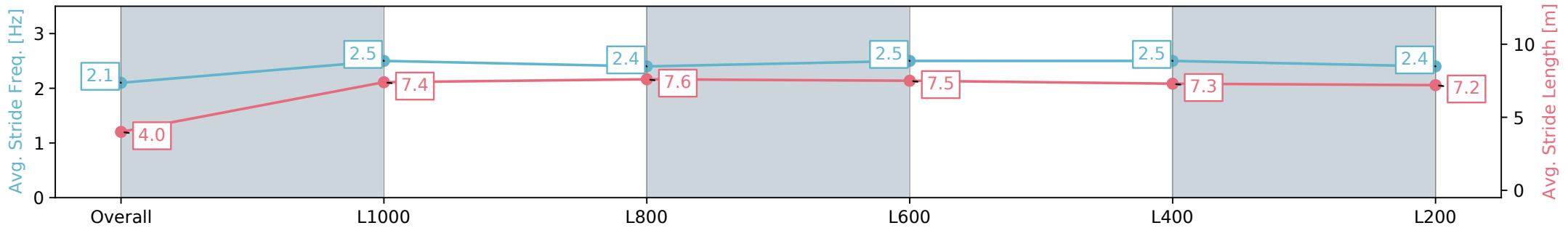
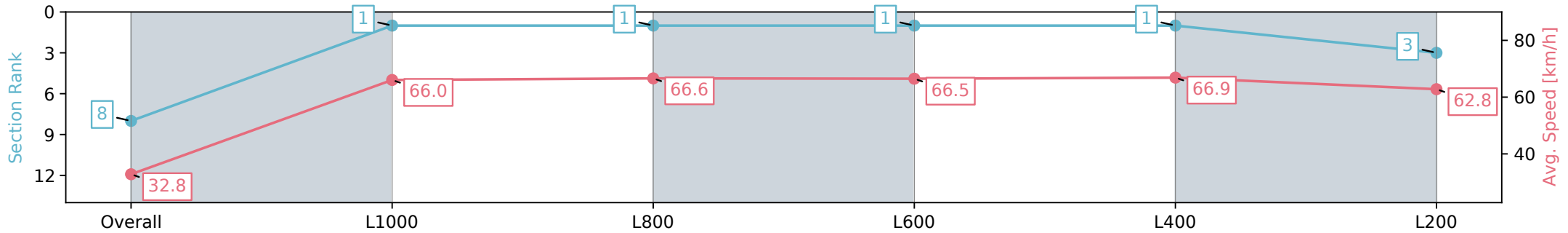
Race 3: Sportsbet Same Race Multi Handicap - 1050m

14 September 2024 - 1:36PM

Track Rating: Good 4, Weather: Fine, Rail Position: +11m 1200m-W/
Post; + 8m Remainder Sectional 611m



Section	Overall	L1000	L800	L600	L400	L200
Section Times	1:00.17 [8] (0:05.52)	0:54.65 [1] (0:10.90)	0:43.75 [1] (0:10.75)	0:33.00 [1] (0:10.80)	0:22.20 [1] (0:10.74)	0:11.46 [3] (0:11.46)
Average Speed [km/h]	32.8	66.0	66.6	66.5	66.9	62.8
Top Speed [km/h]	57.8	68.9	68.3	68.0	67.9	66.0
Avg. Dist. to Rail [m]	2.8	0.6	1.3	0.5	1.3	1.0
Avg. Stride Freq. [Hz]	2.1	2.5	2.4	2.5	2.5	2.4
Avg. Stride Length [m]	4.0	7.4	7.6	7.5	7.3	7.2



- [] Ranking at each section and finish
- :-:- No data available at this section
- NA No data available

Horse/Jockey Name	FREE BEER/Sairyn Fawke
Finish Rank	9
Fastest Section Time (Section)	0:10.50 (L400)
Top Speed [km/h] (Section)	70.3 (L600)
Race State	Finished



Morphettville SA - Professional

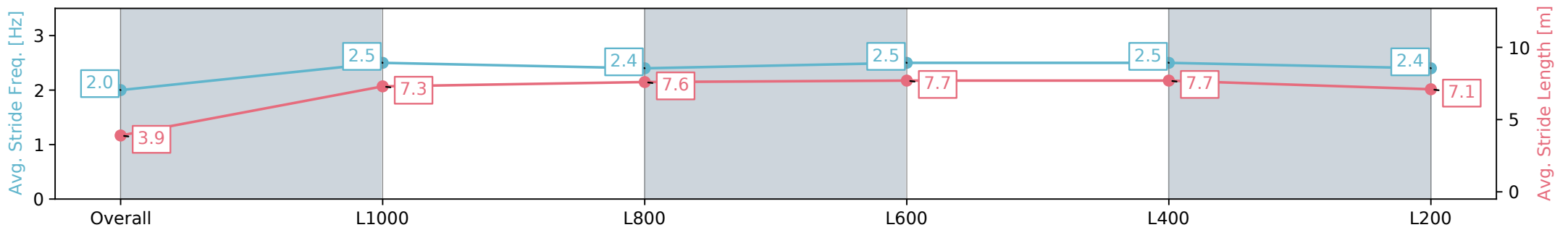
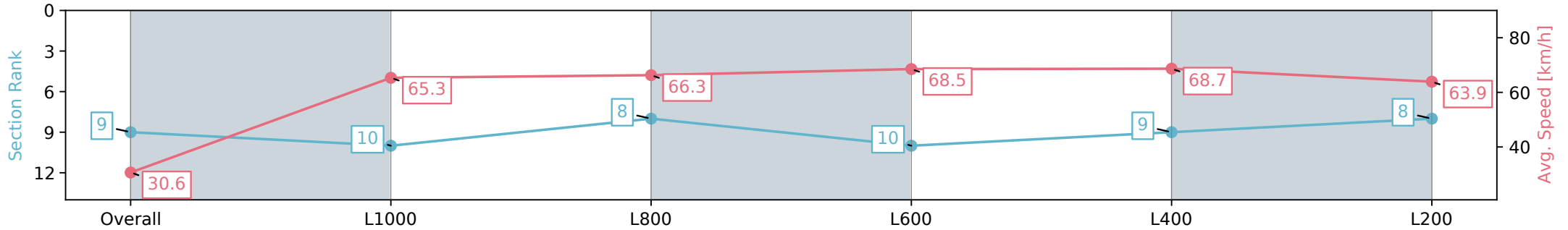
Race 3: Sportsbet Same Race Multi Handicap - 1050m

14 September 2024 - 1:36PM

Track Rating: Good 4, Weather: Fine, Rail Position: +11m 1200m-W/
Post; + 8m Remainder Sectional 611m



Section	Overall	L1000	L800	L600	L400	L200
Section Times	1:00.23 [9] (0:05.90)	0:54.33 [10] (0:11.03)	0:43.30 [8] (0:10.89)	0:32.41 [10] (0:10.65)	0:21.76 [9] (0:10.50)	0:11.26 [8] (0:11.26)
Average Speed [km/h]	30.6	65.3	66.3	68.5	68.7	63.9
Top Speed [km/h]	54.2	69.8	68.4	69.7	70.3	68.1
Avg. Dist. to Rail [m]	6.2	1.5	0.9	2.3	2.9	5.1
Avg. Stride Freq. [Hz]	2.0	2.5	2.4	2.5	2.5	2.4
Avg. Stride Length [m]	3.9	7.3	7.6	7.7	7.7	7.1



[] Ranking at each section and finish
 -:-:- No data available at this section
 NA No data available

Horse/Jockey Name	TRUSTFALL/Melissa Julius
Finish Rank	10
Fastest Section Time (Section)	0:10.57 (L600)
Top Speed [km/h] (Section)	69.2 (L800)
Race State	Finished



Morphettville SA - Professional

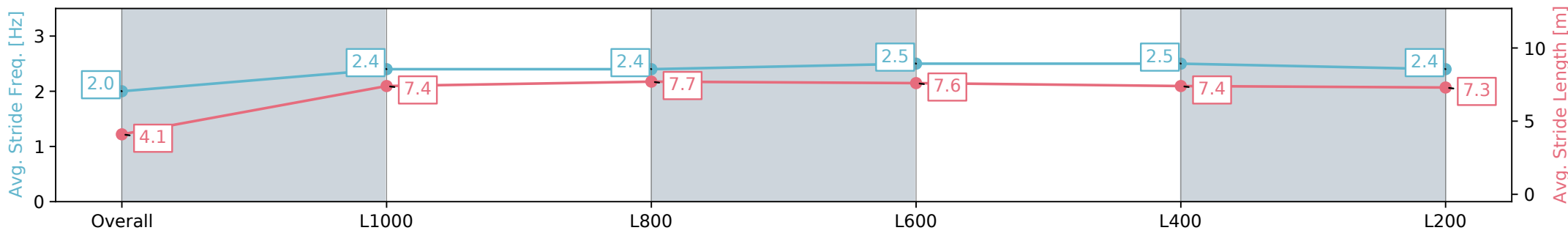
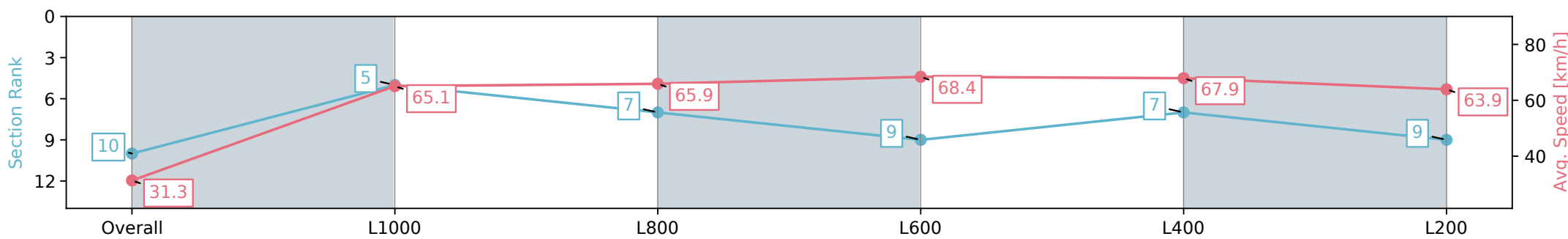
Race 3: Sportsbet Same Race Multi Handicap - 1050m

14 September 2024 - 1:36PM

Track Rating: Good 4, Weather: Fine, Rail Position: +11m 1200m-W/
Post; + 8m Remainder Sectional 611m



Section	Overall	L1000	L800	L600	L400	L200
Section Times	1:00.24 [10] (0:05.76)	0:54.48 [5] (0:11.07)	0:43.41 [7] (0:10.94)	0:32.47 [9] (0:10.57)	0:21.89 [7] (0:10.62)	0:11.27 [9] (0:11.27)
Average Speed [km/h]	31.3	65.1	65.9	68.4	67.9	63.9
Top Speed [km/h]	55.4	67.6	67.8	69.2	69.1	67.2
Avg. Dist. to Rail [m]	5.3	1.6	0.3	0.9	3.6	5.1
Avg. Stride Freq. [Hz]	2.0	2.4	2.4	2.5	2.5	2.4
Avg. Stride Length [m]	4.1	7.4	7.7	7.6	7.4	7.3



[] Ranking at each section and finish
 -:-:- No data available at this section
 NA No data available

Horse/Jockey Name	NOSIE BY NATURE/Todd Pannell
Finish Rank	11
Fastest Section Time (Section)	0:10.61 (L400)
Top Speed [km/h] (Section)	69.5 (L600)
Race State	Finished



Morphettville SA - Professional

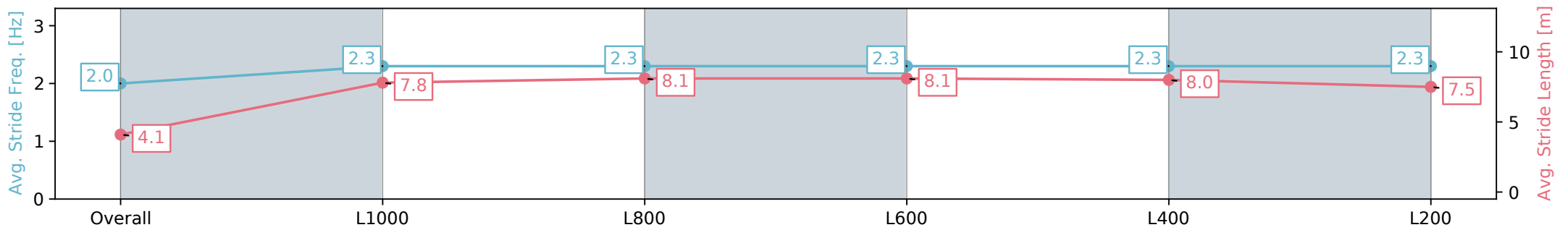
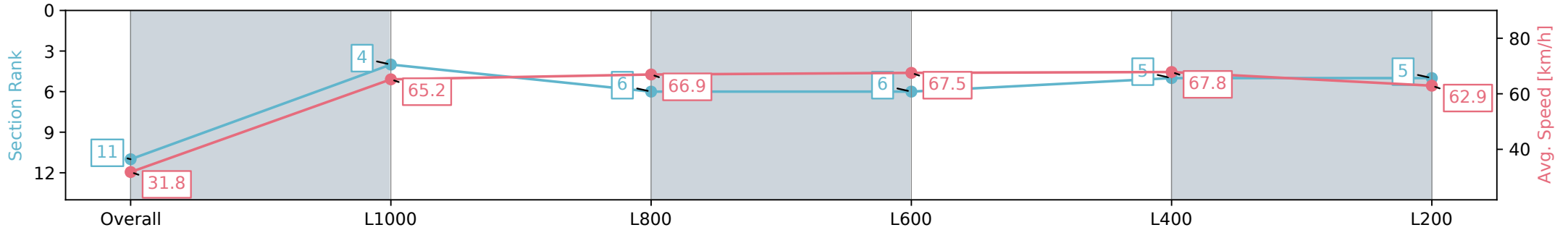
Race 3: Sportsbet Same Race Multi Handicap - 1050m

14 September 2024 - 1:36PM

Track Rating: Good 4, Weather: Fine, Rail Position: +11m 1200m-W/
Post; + 8m Remainder Sectional 611m



Section	Overall	L1000	L800	L600	L400	L200
Section Times	1:00.25 [11] (0:05.67)	0:54.58 [4] (0:11.05)	0:43.53 [6] (0:10.81)	0:32.72 [6] (0:10.65)	0:22.07 [5] (0:10.61)	0:11.46 [5] (0:11.46)
Average Speed [km/h]	31.8	65.2	66.9	67.5	67.8	62.9
Top Speed [km/h]	57.3	67.9	67.8	69.0	69.5	66.3
Avg. Dist. to Rail [m]	8.8	3.2	1.2	0.3	1.9	3.1
Avg. Stride Freq. [Hz]	2.0	2.3	2.3	2.3	2.3	2.3
Avg. Stride Length [m]	4.1	7.8	8.1	8.1	8.0	7.5



Report Created: Sat 14 September 2024 14:31:27 GMT+10 (Note: Timing is based on positional data)

[] Ranking at each section and finish
 -:-:- No data available at this section
 NA No data available

