



RACINGSA

Morphettville SA

Race 2: Fleurieu Milk Company Handicap - 2500m

14 September 2024 - 12:58PM



Morphettville

Track Rating: Good 4, Weather: Fine, Rail Position: +11m 1200m-W/Post; + 8m Remainder
Sectional 611m

Section								Overall	L2400	L2200	L2000	L1800	L1600		
Field Times								2:44.56 (0:12.33)	2:32.24 (0:12.59)	2:19.65 (0:13.80)	2:05.85 (0:14.28)	1:51.56 (0:14.19)	1:37.38 (0:13.94)		
Position	#	Horse/Jockey	Barrier	Top Speed [km/h]	Fastest Section	First 400m								Distance Travelled From Winner [m]	
1	8	STORMSARRIVED Tayla Childs	6	63.8 1000-800	0:11.38 600-400	0:31.69	2:44.57 (0:12.33)	2:32.24 [1] (0:12.59)	2:19.65 [1] (0:13.80)	2:05.85 [1] (0:14.28)	1:51.57 [1] (0:14.19)	1:37.38 [1] (0:13.94)			
2	6	EAGLELOU Justin Potter	4	65.2 1000-800	0:11.23 600-400	0:32.10	2:44.84 (0:12.80)	2:32.04 [4] (0:12.66)	2:19.38 [4] (0:13.57)	2:05.80 [3] (0:14.28)	1:51.51 [3] (0:14.22)	1:37.29 [3] (0:13.98)	+2		
3	1	VERONA Tom Prebble	5	66.2 1000-800	0:11.24 800-600	0:32.37	2:45.12 (0:12.91)	2:32.21 [5] (0:12.61)	2:19.60 [5] (0:13.87)	2:05.73 [5] (0:14.46)	1:51.27 [5] (0:14.15)	1:37.12 [5] (0:13.91)	+13		
4	2	SMILING ASSASSIN Rochelle Milnes	1	65.0 1000-800	0:11.30 800-600	0:32.68	2:45.16 (0:13.11)	2:32.05 [7] (0:12.83)	2:19.22 [7] (0:13.76)	2:05.46 [7] (0:14.27)	1:51.19 [6] (0:14.16)	1:37.03 [6] (0:13.85)	+10		
5	3	DIXIE WHISTLER Alana Livesey	3	64.3 1000-800	0:11.34 800-600	0:32.09	2:45.31 (0:12.56)	2:32.74 [3] (0:12.74)	2:20.00 [3] (0:13.79)	2:06.21 [4] (0:14.36)	1:51.85 [4] (0:14.21)	1:37.64 [4] (0:13.97)	+11		
6	7	SHEARMAN DYER Tatum Bull	2	64.6 800-600	0:11.42 600-400	0:32.66	2:45.39 (0:13.02)	2:32.37 [6] (0:12.71)	2:19.66 [6] (0:13.92)	2:05.74 [6] (0:14.47)	1:51.27 [7] (0:14.17)	1:37.10 [7] (0:13.69)	+12		
7	4	EUREKA'S VICTORY Callan Murray	7	64.8 600-400	0:11.47 600-400	0:31.78	2:45.44 (0:12.46)	2:32.98 [2] (0:12.62)	2:20.36 [2] (0:13.73)	2:06.63 [2] (0:14.34)	1:52.29 [2] (0:14.16)	1:38.13 [2] (0:13.93)	+9		

Scratched: Wuddzz (#5), Sesar (#9)

- [] Position in running at each section and finish
- #: Saddle cloth number
- :--- No data available at this section
- DNF Did not finish
- NA No data available
- DNT Did not track
- █ Background shading for fastest section



RACINGSA

Morphettville SA

Race 2: Fleurieu Milk Company Handicap - 2500m

14 September 2024 - 12:58PM



Morphettville

Track Rating: Good 4, Weather: Fine, Rail Position: +11m 1200m-W/Post; + 8m Remainder
Sectional 611m

Section								L1400	L1200	L1000	L800	L600	L400		
Field Times								1:23.43 (0:13.34)	1:10.09 (0:12.28)	0:57.80 (0:11.72)	0:46.08 (0:11.43)	0:34.64 (0:11.37)	0:23.27 (0:11.49)		
Position	#	Horse/Jockey	Barrier	Top Speed [km/h]	Fastest Section	First 400m								Margin	
1	8	STORMSARRIVED Tayla Childs	6	63.8 1000-800	0:11.38 600-400	0:31.69	1:23.44 [1] (0:13.34)	1:10.10 [1] (0:12.30)	0:57.80 [1] (0:11.72)	0:46.08 [1] (0:11.43)	0:34.65 [1] (0:11.38)	0:23.27 [1] (0:11.48)	2:44.57		
2	6	EAGLELOU Justin Potter	4	65.2 1000-800	0:11.23 600-400	0:32.10	1:23.31 [3] (0:13.40)	1:09.91 [5] (0:12.32)	0:57.59 [4] (0:11.77)	0:45.82 [5] (0:11.26)	0:34.56 [4] (0:11.23)	0:23.33 [3] (0:11.47)	1.7L	+2	
3	1	VERONA Tom Prebble	5	66.2 1000-800	0:11.24 800-600	0:32.37	1:23.21 [5] (0:13.30)	1:09.91 [6] (0:12.35)	0:57.56 [6] (0:11.52)	0:46.04 [6] (0:11.24)	0:34.80 [5] (0:11.30)	0:23.50 [5] (0:11.48)	3.4L	+13	
4	2	SMILING ASSASSIN Rochelle Milnes	1	65.0 1000-800	0:11.30 800-600	0:32.68	1:23.18 [7] (0:13.38)	1:09.80 [7] (0:12.36)	0:57.44 [7] (0:11.56)	0:45.88 [7] (0:11.30)	0:34.58 [7] (0:11.40)	0:23.18 [7] (0:11.39)	3.7L	+10	
5	3	DIXIE WHISTLER Alana Livesey	3	64.3 1000-800	0:11.34 800-600	0:32.09	1:23.67 [4] (0:13.28)	1:10.39 [4] (0:12.43)	0:57.96 [5] (0:11.65)	0:46.31 [4] (0:11.34)	0:34.97 [6] (0:11.51)	0:23.46 [6] (0:11.57)	4.6L	+11	
6	7	SHEARMAN DYER Tatum Bull	2	64.6 800-600	0:11.42 600-400	0:32.66	1:23.41 [6] (0:12.84)	1:10.57 [3] (0:12.14)	0:58.43 [3] (0:11.65)	0:46.78 [2] (0:11.44)	0:35.34 [2] (0:11.42)	0:23.92 [2] (0:11.71)	5.1L	+12	
7	4	EUREKA'S VICTORY Callan Murray	7	64.8 600-400	0:11.47 600-400	0:31.78	1:24.20 [2] (0:13.38)	1:10.82 [2] (0:12.32)	0:58.50 [2] (0:11.72)	0:46.78 [3] (0:11.49)	0:35.29 [3] (0:11.47)	0:23.82 [4] (0:11.63)	5.5L	+9	

Scratched: Wuddzz (#5), Sesar (#9)

- [] Position in running at each section and finish
- #: Saddle cloth number
- :--:-- No data available at this section
- DNF Did not finish
- NA No data available
- DNT Did not track
- █ Background shading for fastest section



RACINGSA

Morphettville SA
Race 2: Fleurieu Milk Company Handicap - 2500m
14 September 2024 - 12:58PM



Morphettville

Track Rating: Good 4, Weather: Fine, Rail Position: +11m 1200m-W/Post; + 8m Remainder
Sectional 611m

Section
Field Times

L200
0:11.78
(0:11.78)

Position	#	Horse/Jockey	Barrier	Top Speed [km/h]	Fastest Section	First 400m									Margin
1	8	STORMSARRIVED Tayla Childs	6	63.8 1000-800	0:11.38 600-400	0:31.69	0:11.79 [1] (0:11.79)	2:44.57							
2	6	EAGLELOU Justin Potter	4	65.2 1000-800	0:11.23 600-400	0:32.10	0:11.86 [2] (0:11.86)	1.7L							+2
3	1	VERONA Tom Prebble	5	66.2 1000-800	0:11.24 800-600	0:32.37	0:12.02 [3] (0:12.02)	3.4L							+13
4	2	SMILING ASSASSIN Rochelle Milnes	1	65.0 1000-800	0:11.30 800-600	0:32.68	0:11.79 [6] (0:11.79)	3.7L							+10
5	3	DIXIE WHISTLER Alana Livesey	3	64.3 1000-800	0:11.34 800-600	0:32.09	0:11.88 [7] (0:11.88)	4.6L							+11
6	7	SHEARMAN DYER Tatum Bull	2	64.6 800-600	0:11.42 600-400	0:32.66	0:12.21 [4] (0:12.21)	5.1L							+12
7	4	EUREKA'S VICTORY Callan Murray	7	64.8 600-400	0:11.47 600-400	0:31.78	0:12.19 [5] (0:12.19)	5.5L							+9

Scratched: Wuddzz (#5), Sesar (#9)

- [] Position in running at each section and finish
- # Saddle cloth number
- :-:-- No data available at this section
- DNF Did not finish
- NA No data available
- DNT Did not track
- █ Background shading for fastest section

Horse/Jockey Name	STORMSARRIVED/Tayla Childs
Finish Rank	1
Fastest Section Time (Section)	0:11.38 (L600)
Top Speed [km/h] (Section)	63.8 (L1000)
Race State	Finished



Morphettville SA - Professional

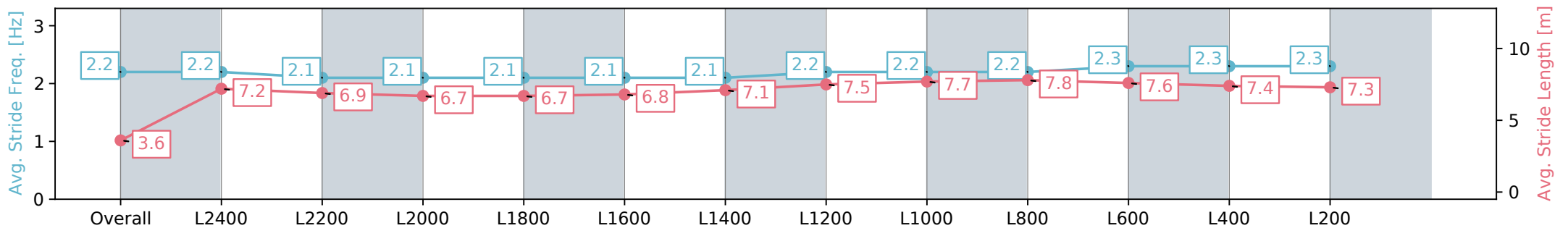
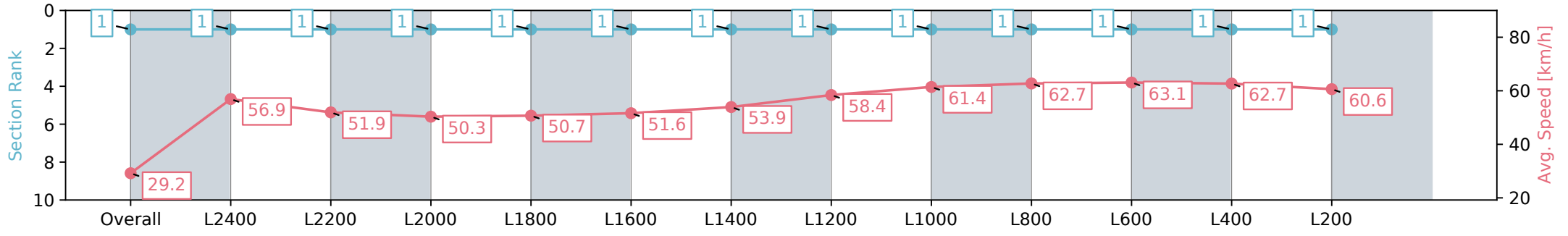
Race 2: Fleurieu Milk Company Handicap - 2500m

14 September 2024 - 12:58PM

Track Rating: Good 4, Weather: Fine, Rail Position: +11m 1200m-W/
Post: + 8m Remainder Sectional 611m



Section	Overall	L2400	L2200	L2000	L1800	L1600	L1400	L1200	L1000	L800	L600	L400	L200
Section Times	2:44.57 [1] (0:12.33)	2:32.24 [1] (0:12.59)	2:19.65 [1] (0:13.80)	2:05.85 [1] (0:14.28)	1:51.57 [1] (0:14.19)	1:37.38 [1] (0:13.94)	1:23.44 [1] (0:13.34)	1:10.10 [1] (0:12.30)	0:57.80 [1] (0:11.72)	0:46.08 [1] (0:11.43)	0:34.65 [1] (0:11.38)	0:23.27 [1] (0:11.48)	0:11.79 [1] (0:11.79)
Average Speed [km/h]	29.2	56.9	51.9	50.3	50.7	51.6	53.9	58.4	61.4	62.7	63.1	62.7	60.6
Top Speed [km/h]	62.9	60.9	54.4	51.3	51.9	52.6	55.7	60.8	62.5	63.8	63.8	63.7	62.6
Avg. Dist. to Rail [m]	8.3	1.4	1.3	0.4	0.2	0.7	0.5	0.8	0.7	1.0	0.7	1.6	6.4
Avg. Stride Freq. [Hz]	2.2	2.2	2.1	2.1	2.1	2.1	2.1	2.2	2.2	2.2	2.3	2.3	2.3
Avg. Stride Length [m]	3.6	7.2	6.9	6.7	6.7	6.8	7.1	7.5	7.7	7.8	7.6	7.4	7.3



[] Ranking at each section and finish
 -:-:- No data available at this section
 NA No data available

Horse/Jockey Name	EAGLELOU/Justin Potter
Finish Rank	2
Fastest Section Time (Section)	0:11.23 (L600)
Top Speed [km/h] (Section)	65.2 (L1000)
Race State	Finished



Morphettville SA - Professional

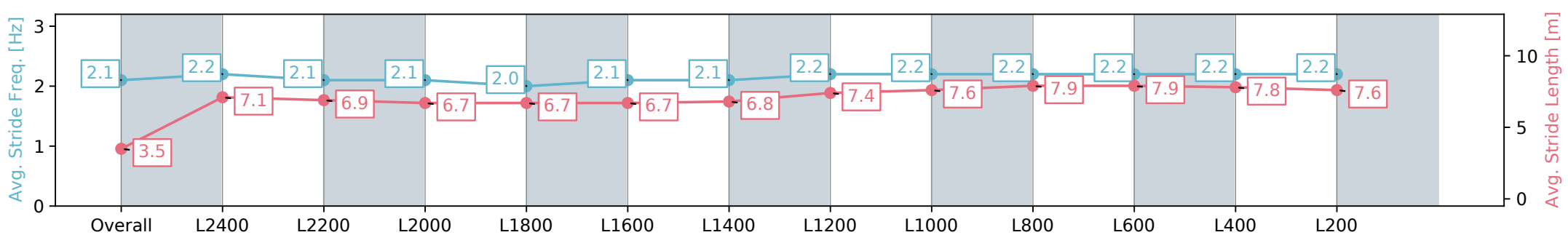
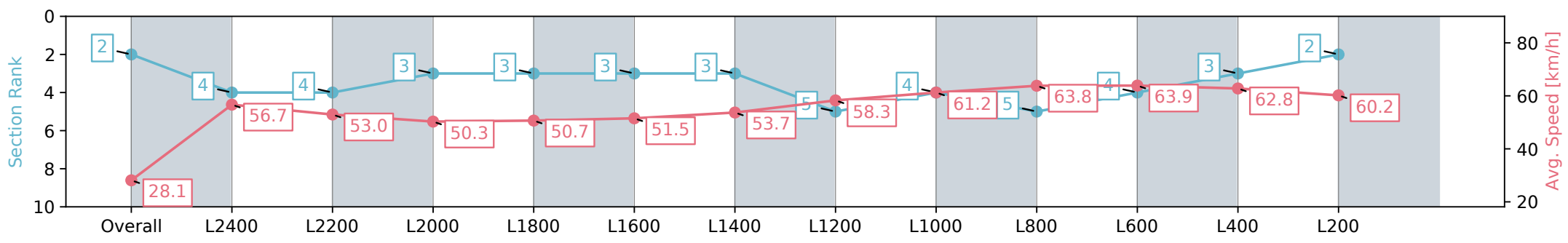
Race 2: Fleurieu Milk Company Handicap - 2500m

14 September 2024 - 12:58PM

Track Rating: Good 4, Weather: Fine, Rail Position: +11m 1200m-W/
Post: + 8m Remainder Sectional 611m



Section	Overall	L2400	L2200	L2000	L1800	L1600	L1400	L1200	L1000	L800	L600	L400	L200
Section Times	2:44.84 [2] (0:12.80)	2:32.04 [4] (0:12.66)	2:19.38 [4] (0:13.57)	2:05.80 [3] (0:14.28)	1:51.51 [3] (0:14.22)	1:37.29 [3] (0:13.98)	1:23.31 [3] (0:13.40)	1:09.91 [5] (0:12.32)	0:57.59 [4] (0:11.77)	0:45.82 [5] (0:11.26)	0:34.56 [4] (0:11.23)	0:23.33 [3] (0:11.47)	0:11.86 [2] (0:11.86)
Average Speed [km/h]	28.1	56.7	53.0	50.3	50.7	51.5	53.7	58.3	61.2	63.8	63.9	62.8	60.2
Top Speed [km/h]	58.1	58.1	54.8	51.0	51.5	51.9	56.1	59.6	63.0	65.2	64.8	63.8	62.9
Avg. Dist. to Rail [m]	8.0	0.8	0.6	0.4	0.4	0.6	0.5	0.4	0.1	0.6	0.7	1.9	4.3
Avg. Stride Freq. [Hz]	2.1	2.2	2.1	2.1	2.0	2.1	2.1	2.2	2.2	2.2	2.2	2.2	2.2
Avg. Stride Length [m]	3.5	7.1	6.9	6.7	6.7	6.7	6.8	7.4	7.6	7.9	7.9	7.8	7.6



[] Ranking at each section and finish
 -:-:- No data available at this section
 NA No data available

Horse/Jockey Name	VERONA/Tom Prebble
Finish Rank	3
Fastest Section Time (Section)	0:11.24 (L800)
Top Speed [km/h] (Section)	66.2 (L1000)
Race State	Finished



Morphettville SA - Professional

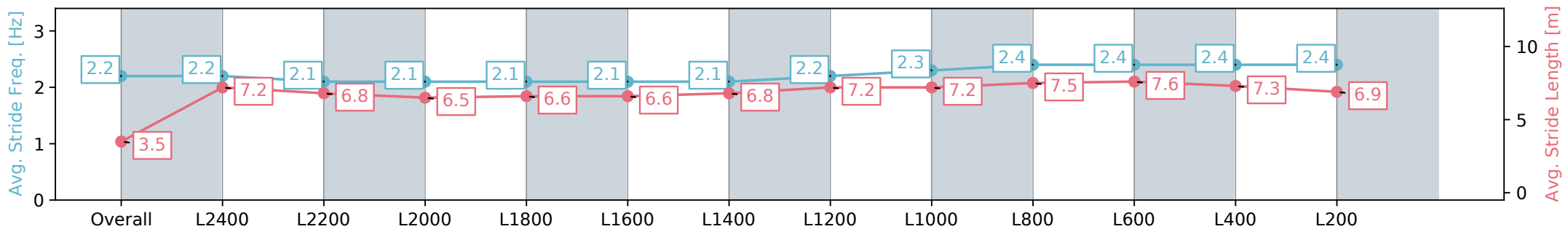
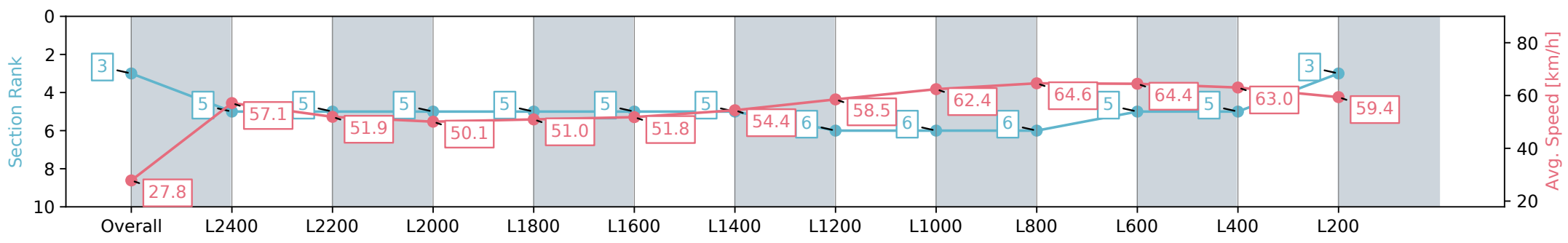
Race 2: Fleurieu Milk Company Handicap - 2500m

14 September 2024 - 12:58PM

Track Rating: Good 4, Weather: Fine, Rail Position: +11m 1200m-W/
Post: + 8m Remainder Sectional 611m



Section	Overall	L2400	L2200	L2000	L1800	L1600	L1400	L1200	L1000	L800	L600	L400	L200
Section Times	2:45.12 [3] (0:12.91)	2:32.21 [5] (0:12.61)	2:19.60 [5] (0:13.87)	2:05.73 [5] (0:14.46)	1:51.27 [5] (0:14.15)	1:37.12 [5] (0:13.91)	1:23.21 [5] (0:13.30)	1:09.91 [6] (0:12.35)	0:57.56 [6] (0:11.52)	0:46.04 [6] (0:11.24)	0:34.80 [5] (0:11.30)	0:23.50 [5] (0:11.48)	0:12.02 [3] (0:12.02)
Average Speed [km/h]	27.8	57.1	51.9	50.1	51.0	51.8	54.4	58.5	62.4	64.6	64.4	63.0	59.4
Top Speed [km/h]	58.1	59.4	53.9	52.0	52.2	52.8	57.1	59.1	64.7	66.2	64.9	63.9	61.9
Avg. Dist. to Rail [m]	8.8	0.8	0.5	1.0	1.4	1.8	1.1	1.6	2.5	2.2	2.1	5.6	6.7
Avg. Stride Freq. [Hz]	2.2	2.2	2.1	2.1	2.1	2.1	2.1	2.1	2.2	2.3	2.4	2.4	2.4
Avg. Stride Length [m]	3.5	7.2	6.8	6.5	6.6	6.6	6.8	7.2	7.2	7.5	7.6	7.3	6.9



[] Ranking at each section and finish
 -:-:- No data available at this section
 NA No data available

Horse/Jockey Name	SMILING ASSASSIN/Rochelle Milnes
Finish Rank	4
Fastest Section Time (Section)	0:11.30 (L800)
Top Speed [km/h] (Section)	65.0 (L1000)
Race State	Finished



Morphettville SA - Professional

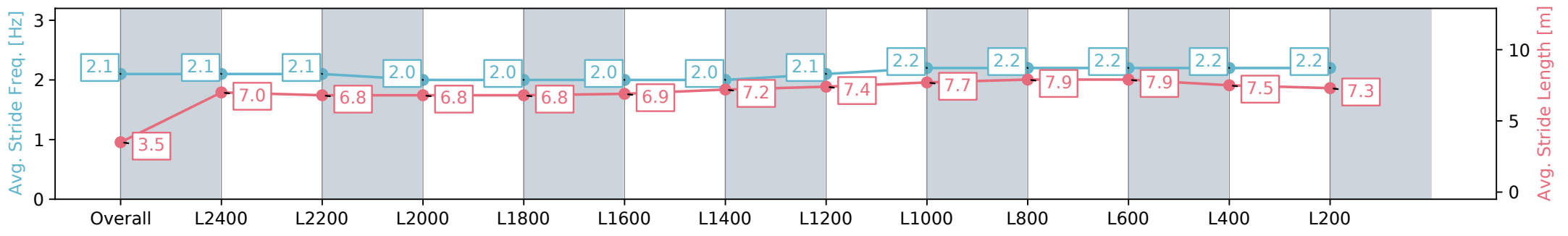
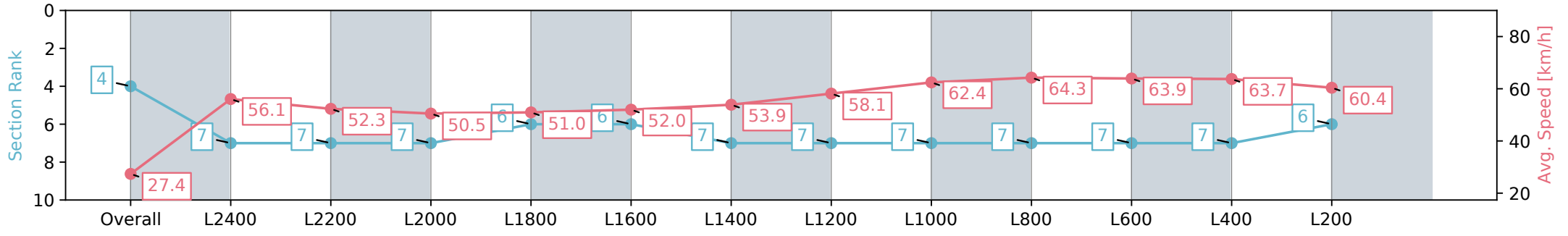
Race 2: Fleurieu Milk Company Handicap - 2500m

14 September 2024 - 12:58PM

Track Rating: Good 4, Weather: Fine, Rail Position: +11m 1200m-W/
Post: + 8m Remainder Sectional 611m



Section	Overall	L2400	L2200	L2000	L1800	L1600	L1400	L1200	L1000	L800	L600	L400	L200
Section Times	2:45.16 [4] (0:13.11)	2:32.05 [7] (0:12.83)	2:19.22 [7] (0:13.76)	2:05.46 [7] (0:14.27)	1:51.19 [6] (0:14.16)	1:37.03 [6] (0:13.85)	1:23.18 [7] (0:13.38)	1:09.80 [7] (0:12.36)	0:57.44 [7] (0:11.56)	0:45.88 [7] (0:11.30)	0:34.58 [7] (0:11.40)	0:23.18 [7] (0:11.39)	0:11.79 [6] (0:11.79)
Average Speed [km/h]	27.4	56.1	52.3	50.5	51.0	52.0	53.9	58.1	62.4	64.3	63.9	63.7	60.4
Top Speed [km/h]	57.5	57.3	54.7	52.0	51.7	52.4	56.3	60.0	63.6	65.0	65.0	64.1	62.8
Avg. Dist. to Rail [m]	6.9	0.5	0.5	0.3	0.6	1.0	0.4	0.6	1.8	2.0	2.7	7.2	9.1
Avg. Stride Freq. [Hz]	2.1	2.1	2.1	2.0	2.0	2.0	2.0	2.0	2.1	2.2	2.2	2.2	2.2
Avg. Stride Length [m]	3.5	7.0	6.8	6.8	6.8	6.9	7.2	7.4	7.7	7.9	7.9	7.5	7.3



[] Ranking at each section and finish
 -:-:- No data available at this section
 NA No data available

Horse/Jockey Name	DIXIE WHISTLER/Alana Livesey
Finish Rank	5
Fastest Section Time (Section)	0:11.34 (L800)
Top Speed [km/h] (Section)	64.3 (L1000)
Race State	Finished



Morphettville SA - Professional

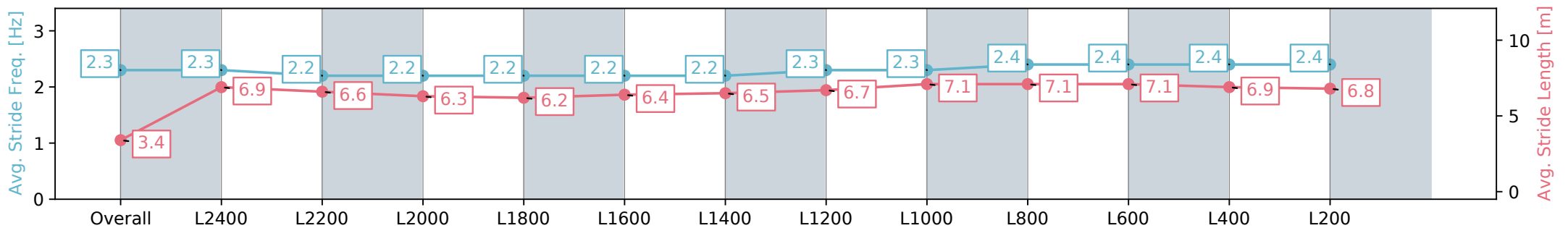
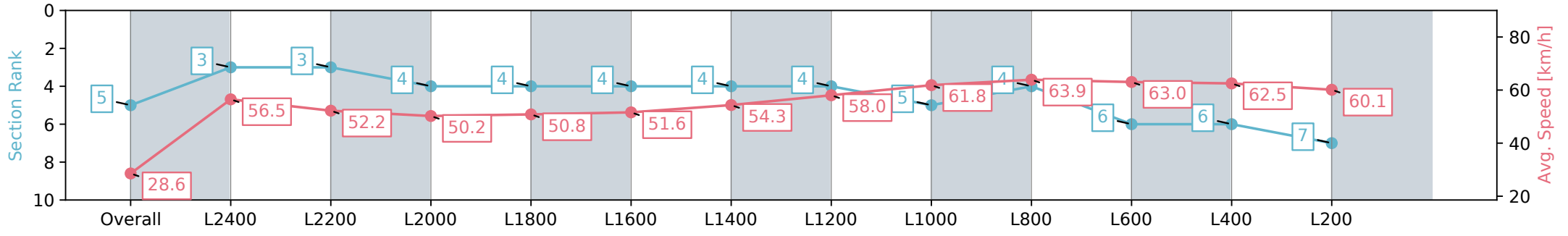
Race 2: Fleurieu Milk Company Handicap - 2500m

14 September 2024 - 12:58PM

Track Rating: Good 4, Weather: Fine, Rail Position: +11m 1200m-W/
Post: + 8m Remainder Sectional 611m



Section	Overall	L2400	L2200	L2000	L1800	L1600	L1400	L1200	L1000	L800	L600	L400	L200
Section Times	2:45.31 [5] (0:12.56)	2:32.74 [3] (0:12.74)	2:20.00 [3] (0:13.79)	2:06.21 [4] (0:14.36)	1:51.85 [4] (0:14.21)	1:37.64 [4] (0:13.97)	1:23.67 [4] (0:13.28)	1:10.39 [4] (0:12.43)	0:57.96 [5] (0:11.65)	0:46.31 [4] (0:11.34)	0:34.97 [6] (0:11.51)	0:23.46 [6] (0:11.57)	0:11.88 [7] (0:11.88)
Average Speed [km/h]	28.6	56.5	52.2	50.2	50.8	51.6	54.3	58.0	61.8	63.9	63.0	62.5	60.1
Top Speed [km/h]	59.0	59.0	54.8	51.3	52.0	52.2	57.4	59.8	63.5	64.3	63.8	62.8	61.8
Avg. Dist. to Rail [m]	7.0	0.3	0.3	0.7	1.2	1.5	0.8	1.1	1.9	1.5	1.7	6.3	7.7
Avg. Stride Freq. [Hz]	2.3	2.3	2.2	2.2	2.2	2.2	2.2	2.3	2.3	2.4	2.4	2.4	2.4
Avg. Stride Length [m]	3.4	6.9	6.6	6.3	6.2	6.4	6.5	6.7	7.1	7.1	7.1	6.9	6.8



[] Ranking at each section and finish
 -:-:- No data available at this section
 NA No data available

Horse/Jockey Name	SHEARMAN DYER/Tatum Bull
Finish Rank	6
Fastest Section Time (Section)	0:11.42 (L600)
Top Speed [km/h] (Section)	64.6 (L800)
Race State	Finished



Morphettville SA - Professional

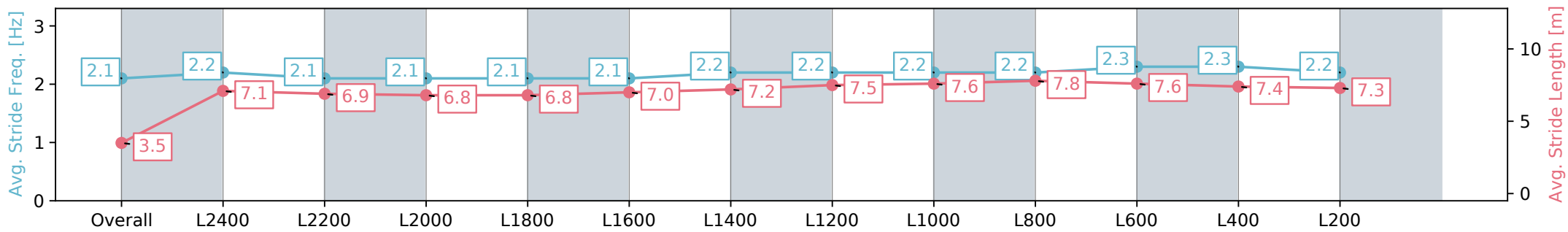
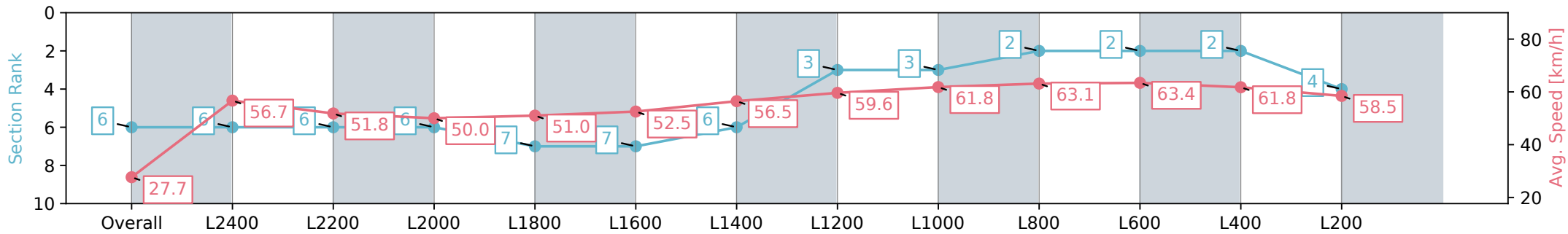
Race 2: Fleurieu Milk Company Handicap - 2500m

14 September 2024 - 12:58PM

Track Rating: Good 4, Weather: Fine, Rail Position: +11m 1200m-W/
Post: + 8m Remainder Sectional 611m



Section	Overall	L2400	L2200	L2000	L1800	L1600	L1400	L1200	L1000	L800	L600	L400	L200
Section Times	2:45.39 [6] (0:13.02)	2:32.37 [6] (0:12.71)	2:19.66 [6] (0:13.92)	2:05.74 [6] (0:14.47)	1:51.27 [7] (0:14.17)	1:37.10 [7] (0:13.69)	1:23.41 [6] (0:12.84)	1:10.57 [3] (0:12.14)	0:58.43 [3] (0:11.65)	0:46.78 [2] (0:11.44)	0:35.34 [2] (0:11.42)	0:23.92 [2] (0:11.71)	0:12.21 [4] (0:12.21)
Average Speed [km/h]	27.7	56.7	51.8	50.0	51.0	52.5	56.5	59.6	61.8	63.1	63.4	61.8	58.5
Top Speed [km/h]	57.6	58.3	54.4	52.2	52.4	54.5	58.0	60.3	62.6	64.5	64.6	62.7	59.8
Avg. Dist. to Rail [m]	8.0	0.5	1.1	1.1	1.6	2.0	1.6	1.6	1.7	0.7	1.6	4.3	6.9
Avg. Stride Freq. [Hz]	2.1	2.2	2.1	2.1	2.1	2.1	2.1	2.2	2.2	2.2	2.3	2.3	2.2
Avg. Stride Length [m]	3.5	7.1	6.9	6.8	6.8	7.0	7.2	7.5	7.6	7.8	7.6	7.4	7.3



[] Ranking at each section and finish
 -:-:- No data available at this section
 NA No data available

Horse/Jockey Name	EUREKA'S VICTORY/Callan Murray
Finish Rank	7
Fastest Section Time (Section)	0:11.47 (L600)
Top Speed [km/h] (Section)	64.8 (L600)
Race State	Finished



Morphettville SA - Professional

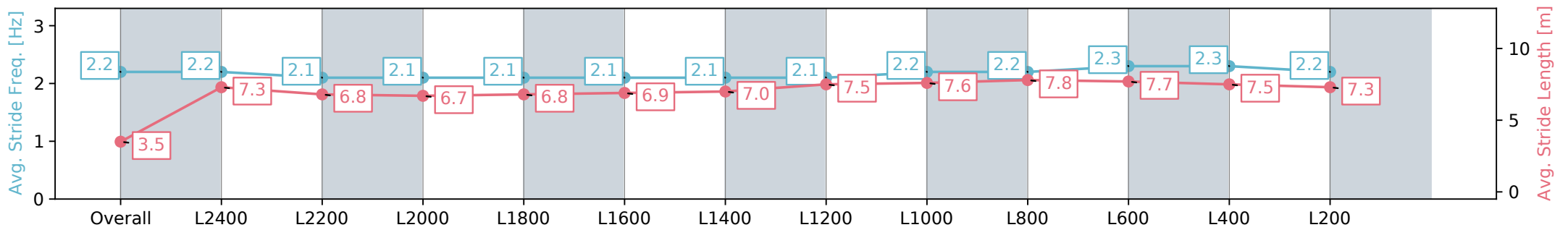
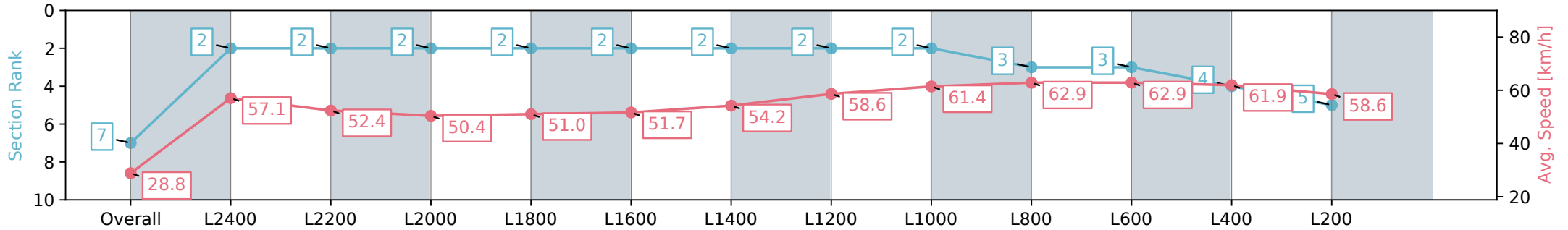
Race 2: Fleurieu Milk Company Handicap - 2500m

14 September 2024 - 12:58PM

Track Rating: Good 4, Weather: Fine, Rail Position: +11m 1200m-W/
Post: + 8m Remainder Sectional 611m



Section	Overall	L2400	L2200	L2000	L1800	L1600	L1400	L1200	L1000	L800	L600	L400	L200
Section Times	2:45.44 [7] (0:12.46)	2:32.98 [2] (0:12.62)	2:20.36 [2] (0:13.73)	2:06.63 [2] (0:14.34)	1:52.29 [2] (0:14.16)	1:38.13 [2] (0:13.93)	1:24.20 [2] (0:13.38)	1:10.82 [2] (0:12.32)	0:58.50 [2] (0:11.72)	0:46.78 [3] (0:11.49)	0:35.29 [3] (0:11.47)	0:23.82 [4] (0:11.63)	0:12.19 [5] (0:12.19)
Average Speed [km/h]	28.8	57.1	52.4	50.4	51.0	51.7	54.2	58.6	61.4	62.9	62.9	61.9	58.6
Top Speed [km/h]	61.2	60.6	54.3	51.2	52.2	53.2	56.7	60.5	62.6	63.9	63.7	64.8	60.5
Avg. Dist. to Rail [m]	8.8	0.7	0.2	0.8	1.5	1.8	1.5	1.5	1.5	0.6	0.5	2.3	3.2
Avg. Stride Freq. [Hz]	2.2	2.2	2.1	2.1	2.1	2.1	2.1	2.1	2.2	2.2	2.3	2.3	2.2
Avg. Stride Length [m]	3.5	7.3	6.8	6.7	6.8	6.9	7.0	7.5	7.6	7.8	7.7	7.5	7.3



[] Ranking at each section and finish
 -:-:- No data available at this section
 NA No data available