



RACINGSA

Morphettville Parks SA

Race 5: Adelaide Galvanising Industries Handicap - 1250m

07 September 2024 - 2:43PM

Track Rating: Soft 6, Weather: Overcast, Rail Position: +9m 1000m-W/Post, +6m
Remainder, Sectional 612m



Morphettville

Section												Overall	L1000	L800	L600	L400	L200		
Field Times												1:16.28 (0:16.68)	0:59.60 (0:11.32)	0:48.28 (0:12.03)	0:36.25 (0:12.10)	0:24.15 (0:11.98)	0:12.17 (0:12.17)		
Position	#	Horse/Jockey	Barrier	Top Speed [km/h]	Fastest Section	First 400m								Margin	Distance Travelled From Winner [m]				
1	11	GOLDRUSH GURU Caitlin Jones	8	65.8 1400-1200	0:11.50 1000-800	0:25.80	1:16.28 (0:17.23)	0:59.05 [6] (0:11.50)	0:47.55 [7] (0:11.89)	0:35.66 [7] (0:11.96)	0:23.70 [7] (0:11.74)	0:11.96 [5] (0:11.96)	1:16.28						
2	5	THUNDER AWARD Zac Spain	1	65.6 1400-1200	0:11.17 1000-800	0:25.77	1:16.49 (0:17.39)	0:59.10 [7] (0:11.17)	0:47.93 [6] (0:11.89)	0:36.04 [6] (0:12.13)	0:23.91 [5] (0:11.63)	0:12.28 [3] (0:12.28)	1.5L	-11					
3	6	NURYS Todd Pannell	2	64.8 1400-1200	0:11.45 1000-800	0:25.98	1:16.68 (0:17.43)	0:59.25 [8] (0:11.45)	0:47.80 [8] (0:11.94)	0:35.86 [9] (0:12.05)	0:23.81 [10] (0:11.88)	0:11.93 [7] (0:11.93)	2.7L	-3					
4	9	NEVER SURRENDER Jason Holder	5	66.2 1400-1200	0:11.36 1000-800	0:25.46	1:16.72 (0:16.94)	0:59.78 [4] (0:11.36)	0:48.42 [4] (0:11.90)	0:36.52 [4] (0:12.10)	0:24.42 [3] (0:11.92)	0:12.50 [4] (0:12.50)	3.0L	-8					
5	3	QUANAH Alana Livesey	4	68.3 1400-1200	0:11.32 1000-800	0:25.07	1:16.82 (0:16.68)	1:00.14 [1] (0:11.32)	0:48.82 [1] (0:12.03)	0:36.79 [1] (0:12.11)	0:24.68 [2] (0:11.98)	0:12.70 [2] (0:12.70)	3.7L	-9					
6	7	RICHE D'AMOUR Samuel Payne	12	68.1 1400-1200	0:11.51 1000-800	0:25.40	1:16.93 (0:16.73)	1:00.20 [2] (0:11.51)	0:48.69 [3] (0:11.83)	0:36.86 [2] (0:12.06)	0:24.80 [1] (0:11.98)	0:12.82 [1] (0:12.82)	4.4L	-4					
7	1	HANGYOURHAT Lachlan Neindorf	7	65.0 1400-1200	0:11.42 1000-800	0:26.56	1:17.16 (0:17.92)	0:59.24 [11] (0:11.42)	0:47.82 [11] (0:11.67)	0:36.15 [11] (0:11.91)	0:24.24 [11] (0:12.23)	0:12.01 [11] (0:12.01)	6.0L	-2					
8	4	BIG SWAN Ben Price	3	65.6 1400-1200	0:11.30 1000-800	0:26.35	1:17.33 (0:17.75)	0:59.58 [10] (0:11.30)	0:48.28 [10] (0:11.87)	0:36.41 [10] (0:11.78)	0:24.63 [8] (0:12.03)	0:12.60 [6] (0:12.60)	7.1L	-10					
9	8	SIX STARS Jake Toeroek	6	65.2 1400-1200	0:11.30 1000-800	0:26.20	1:17.62 (0:17.66)	0:59.96 [9] (0:11.30)	0:48.66 [9] (0:11.68)	0:36.98 [8] (0:12.11)	0:24.87 [9] (0:12.10)	0:12.77 [9] (0:12.77)	9.1L	+2					
10	2	COUNT OF TOULOUSE Teo Nugent	10	66.8 1400-1200	0:11.45 1000-800	0:25.32	1:17.74 (0:16.79)	1:00.95 [3] (0:11.45)	0:49.50 [2] (0:11.92)	0:37.58 [3] (0:12.37)	0:25.21 [4] (0:12.26)	0:12.95 [8] (0:12.95)	9.9L	-5					

Scratched: Cararada (#10)

Report Created: Sat 07 September 2024 15:26:12 GMT+10 (Note: Timing is based on positional data)

- [] Position in running at each section and finish
- #: Saddle cloth number
- :--:-- No data available at this section
- DNF Did not finish
- NA No data available
- DNT Did not track
- █ Background shading for fastest section



RACINGSA

Morphettville Parks SA

Race 5: Adelaide Galvanising Industries Handicap - 1250m

07 September 2024 - 2:43PM

Track Rating: Soft 6, Weather: Overcast, Rail Position: +9m 1000m-W/Post, +6m
Remainder, Sectional 612m



Morphettville

Section							Overall	L1000	L800	L600	L400	L200		
Field Times							1:16.28	0:59.60	0:48.28	0:36.25	0:24.15	0:12.17		
							(0:16.68)	(0:11.32)	(0:12.03)	(0:12.10)	(0:11.98)	(0:12.17)		
Position	#	Horse/Jockey	Barrier	Top Speed [km/h]	Fastest Section	First 400m							Margin	Distance Travelled From Winner [m]
11	12	INNER SANCTUM	9	67.2	0:11.38	0:25.56	1:17.83	1:00.73 [5]	0:49.35 [5]	0:37.44 [5]	0:25.25 [5]	0:12.92 [10]	10.5L	-5
		Stacey Metcalfe		1400-1200	1000-800		(0:17.10)	(0:11.38)	(0:11.91)	(0:12.19)	(0:12.33)	(0:12.92)		

Scratched: Cararada (#10)

- [] Position in running at each section and finish # Saddle cloth number
- :--:-- No data available at this section **DNF** Did not finish
- NA** No data available **DNT** Did not track
- Background shading for fastest section

Horse/Jockey Name	GOLDRUSH GURU/Caitlin Jones
Finish Rank	1
Fastest Section Time (Section)	0:11.50 (L800)
Top Speed [km/h] (Section)	65.8 (Overall)
Race State	Finished



Morphettville Parks SA - Professional

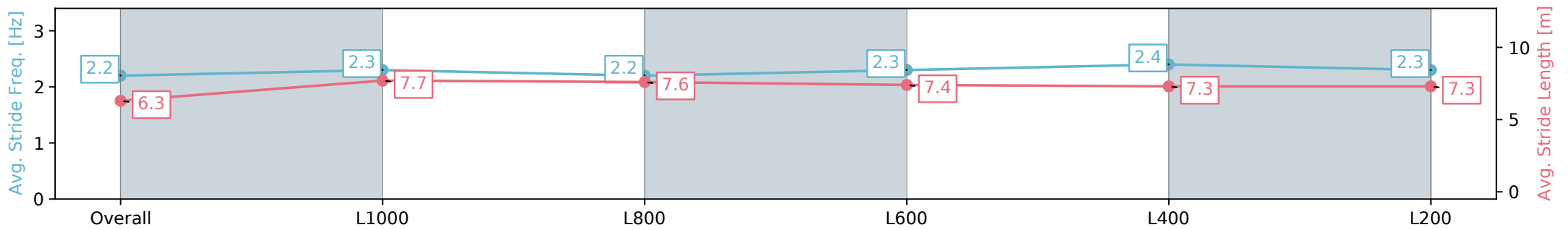
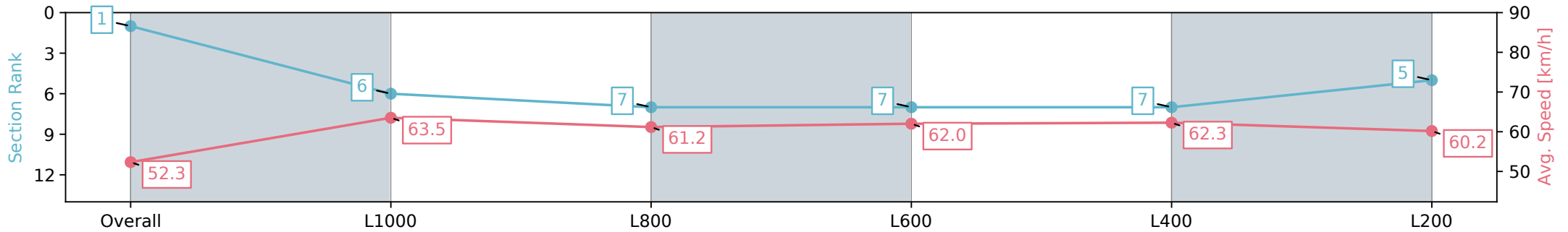
Race 5: Adelaide Galvanising Industries Handicap - 1250m

07 September 2024 - 2:43PM

Track Rating: Soft 6, Weather: Overcast, Rail Position: +9m 1000m-W/Post, +6m Remainder, Sectional 612m



Section	Overall	L1000	L800	L600	L400	L200
Section Times	1:16.28 [1] (0:17.23)	0:59.05 [6] (0:11.50)	0:47.55 [7] (0:11.89)	0:35.66 [7] (0:11.96)	0:23.70 [7] (0:11.74)	0:11.96 [5] (0:11.96)
Average Speed [km/h]	52.3	63.5	61.2	62.0	62.3	60.2
Top Speed [km/h]	65.6	65.8	62.1	63.4	63.4	62.5
Avg. Dist. to Rail [m]	4.2	3.5	3.7	5.4	6.7	6.3
Avg. Stride Freq. [Hz]	2.2	2.3	2.2	2.3	2.4	2.3
Avg. Stride Length [m]	6.3	7.7	7.6	7.4	7.3	7.3



Report Created: Sat 07 September 2024 15:26:14 GMT+10 (Note: Timing is based on positional data)

[] Ranking at each section and finish
 -:-:- No data available at this section
 NA No data available



Horse/Jockey Name	THUNDER AWARD/Zac Spain
Finish Rank	2
Fastest Section Time (Section)	0:11.17 (L800)
Top Speed [km/h] (Section)	65.6 (Overall)
Race State	Finished



Morphettville Parks SA - Professional

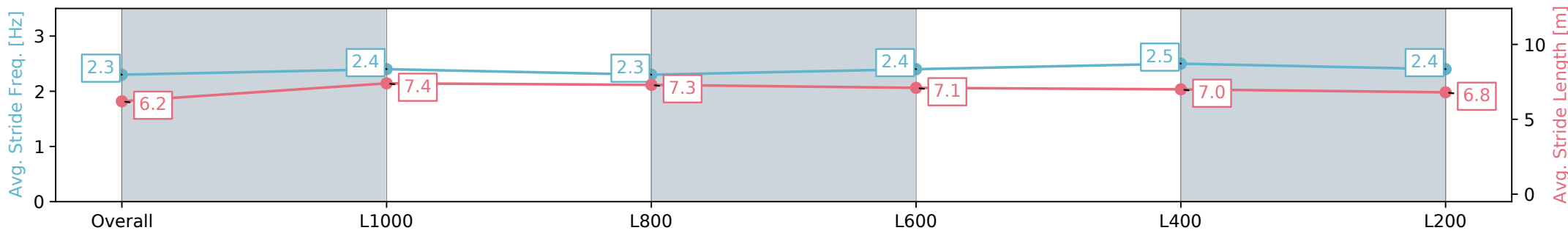
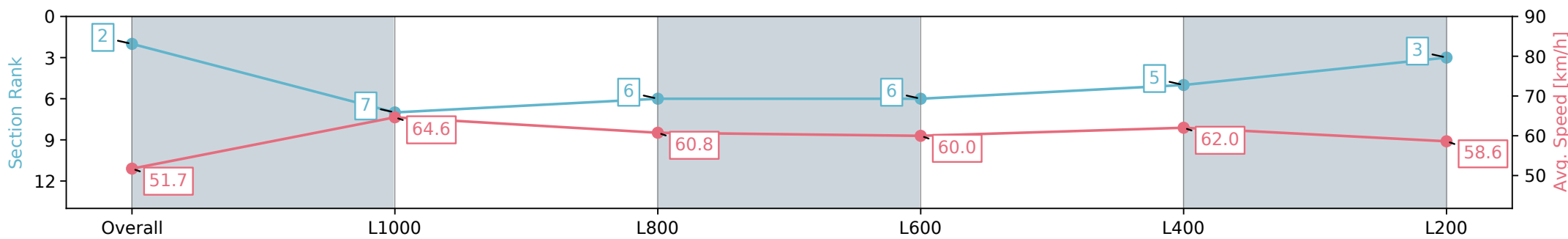
Race 5: Adelaide Galvanising Industries Handicap - 1250m

07 September 2024 - 2:43PM

Track Rating: Soft 6, Weather: Overcast, Rail Position: +9m 1000m-W/Post, +6m Remainder, Sectional 612m



Section	Overall	L1000	L800	L600	L400	L200
Section Times	1:16.49 [2] (0:17.39)	0:59.10 [7] (0:11.17)	0:47.93 [6] (0:11.89)	0:36.04 [6] (0:12.13)	0:23.91 [5] (0:11.63)	0:12.28 [3] (0:12.28)
Average Speed [km/h]	51.7	64.6	60.8	60.0	62.0	58.6
Top Speed [km/h]	65.6	65.6	63.1	61.0	63.0	62.2
Avg. Dist. to Rail [m]	0.8	1.1	1.3	1.5	2.4	3.9
Avg. Stride Freq. [Hz]	2.3	2.4	2.3	2.4	2.5	2.4
Avg. Stride Length [m]	6.2	7.4	7.3	7.1	7.0	6.8



[] Ranking at each section and finish
 -:-:- No data available at this section
 NA No data available

Horse/Jockey Name	NURYS/Todd Pannell
Finish Rank	3
Fastest Section Time (Section)	0:11.45 (L800)
Top Speed [km/h] (Section)	64.8 (Overall)
Race State	Finished



Morphettville Parks SA - Professional

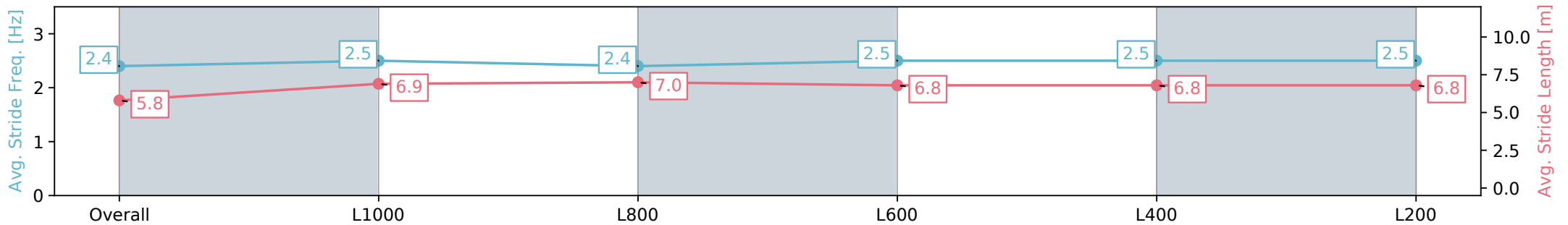
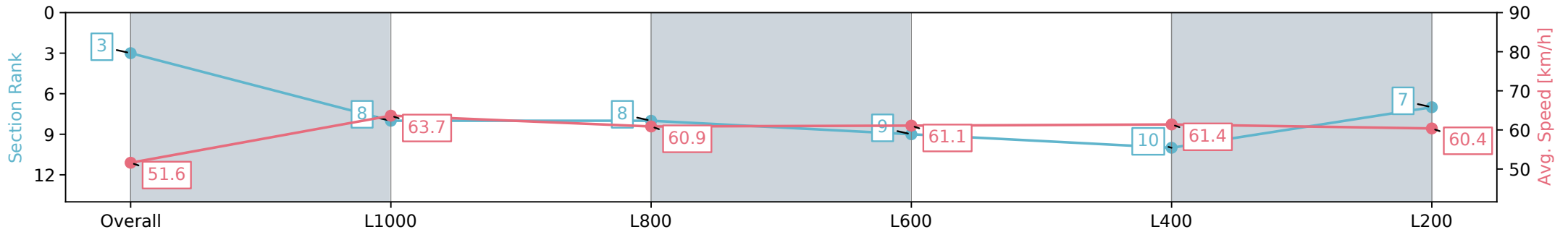
Race 5: Adelaide Galvanising Industries Handicap - 1250m

07 September 2024 - 2:43PM

Track Rating: Soft 6, Weather: Overcast, Rail Position: +9m 1000m-W/Post, +6m Remainder, Sectional 612m



Section	Overall	L1000	L800	L600	L400	L200
Section Times	1:16.68 [3] (0:17.43)	0:59.25 [8] (0:11.45)	0:47.80 [8] (0:11.94)	0:35.86 [9] (0:12.05)	0:23.81 [10] (0:11.88)	0:11.93 [7] (0:11.93)
Average Speed [km/h]	51.6	63.7	60.9	61.1	61.4	60.4
Top Speed [km/h]	64.3	64.8	61.9	62.6	62.5	62.5
Avg. Dist. to Rail [m]	1.6	2.7	3.5	4.3	6.6	8.4
Avg. Stride Freq. [Hz]	2.4	2.5	2.4	2.5	2.5	2.5
Avg. Stride Length [m]	5.8	6.9	7.0	6.8	6.8	6.8



[] Ranking at each section and finish
 -:-:- No data available at this section
 NA No data available

Horse/Jockey Name	NEVER SURRENDER/Jason Holder
Finish Rank	4
Fastest Section Time (Section)	0:11.36 (L800)
Top Speed [km/h] (Section)	66.2 (Overall)
Race State	Finished



Morphettville Parks SA - Professional

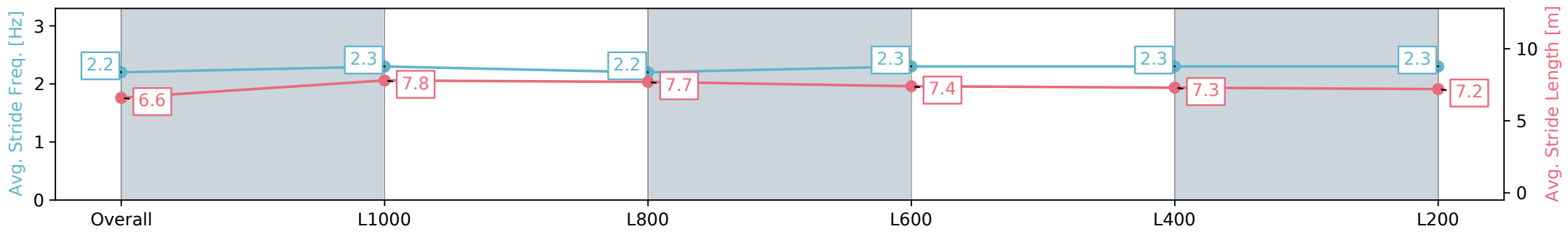
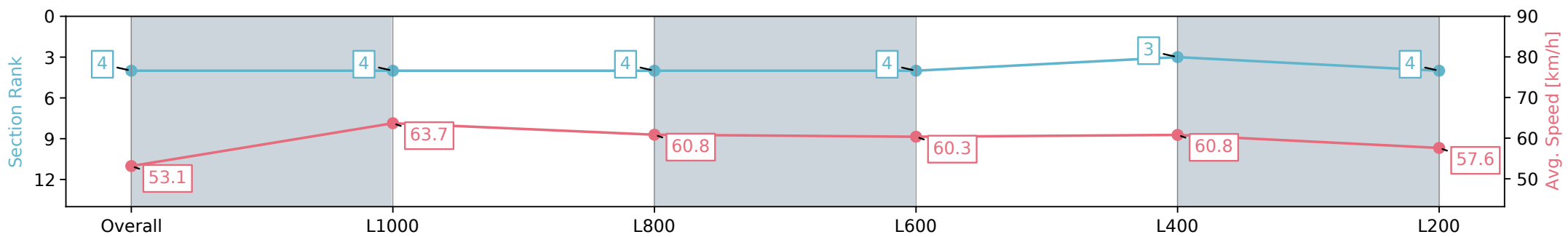
Race 5: Adelaide Galvanising Industries Handicap - 1250m

07 September 2024 - 2:43PM

Track Rating: Soft 6, Weather: Overcast, Rail Position: +9m 1000m-W/Post, +6m Remainder, Sectional 612m



Section	Overall	L1000	L800	L600	L400	L200
Section Times	1:16.72 [4] (0:16.94)	0:59.78 [4] (0:11.36)	0:48.42 [4] (0:11.90)	0:36.52 [4] (0:12.10)	0:24.42 [3] (0:11.92)	0:12.50 [4] (0:12.50)
Average Speed [km/h]	53.1	63.7	60.8	60.3	60.8	57.6
Top Speed [km/h]	66.2	65.9	62.8	62.1	62.1	60.1
Avg. Dist. to Rail [m]	2.6	1.3	2.0	2.4	3.5	3.6
Avg. Stride Freq. [Hz]	2.2	2.3	2.2	2.3	2.3	2.3
Avg. Stride Length [m]	6.6	7.8	7.7	7.4	7.3	7.2



[] Ranking at each section and finish
 -:-:- No data available at this section
 NA No data available

Horse/Jockey Name	QUANAH/Alana Livesey
Finish Rank	5
Fastest Section Time (Section)	0:11.32 (L800)
Top Speed [km/h] (Section)	68.3 (Overall)
Race State	Finished



Morphettville Parks SA - Professional

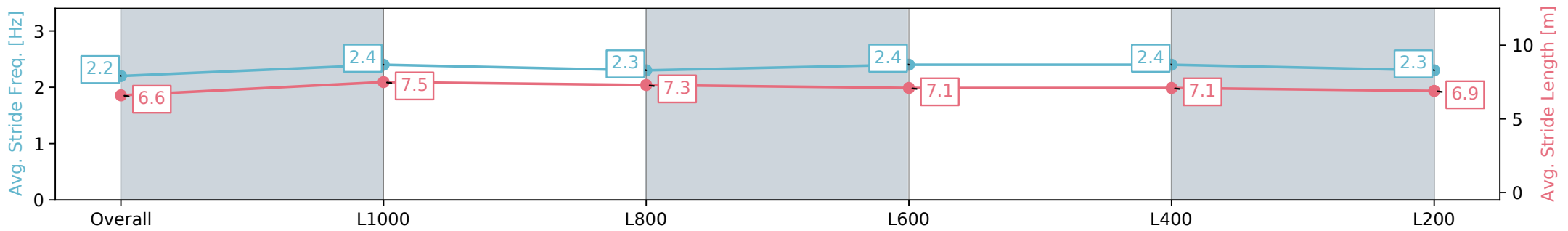
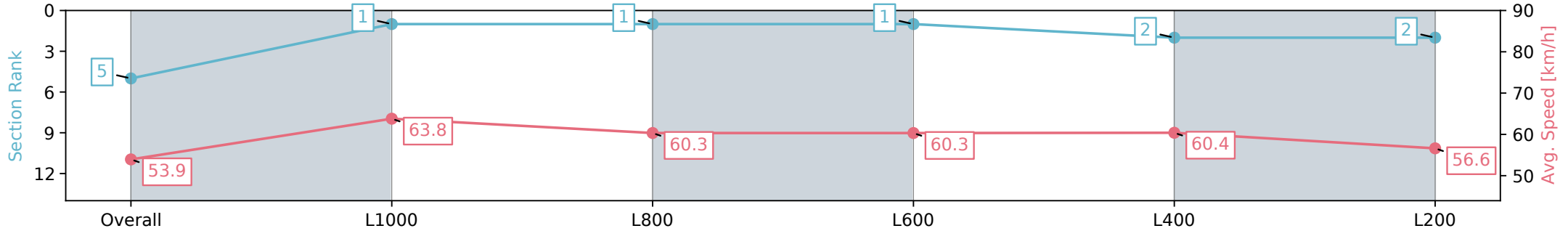
Race 5: Adelaide Galvanising Industries Handicap - 1250m

07 September 2024 - 2:43PM

Track Rating: Soft 6, Weather: Overcast, Rail Position: +9m 1000m-W/Post, +6m Remainder, Sectional 612m



Section	Overall	L1000	L800	L600	L400	L200
Section Times	1:16.82 [5] (0:16.68)	1:00.14 [1] (0:11.32)	0:48.82 [1] (0:12.03)	0:36.79 [1] (0:12.11)	0:24.68 [2] (0:11.98)	0:12.70 [2] (0:12.70)
Average Speed [km/h]	53.9	63.8	60.3	60.3	60.4	56.6
Top Speed [km/h]	68.3	66.9	61.4	62.1	62.1	59.0
Avg. Dist. to Rail [m]	2.3	1.0	2.4	2.7	2.3	2.6
Avg. Stride Freq. [Hz]	2.2	2.4	2.3	2.4	2.4	2.3
Avg. Stride Length [m]	6.6	7.5	7.3	7.1	7.1	6.9



[] Ranking at each section and finish
 -:-:- No data available at this section
 NA No data available

Horse/Jockey Name	RICHE D'AMOUR/Samuel Payne
Finish Rank	6
Fastest Section Time (Section)	0:11.51 (L800)
Top Speed [km/h] (Section)	68.1 (Overall)
Race State	Finished



Morphettville Parks SA - Professional

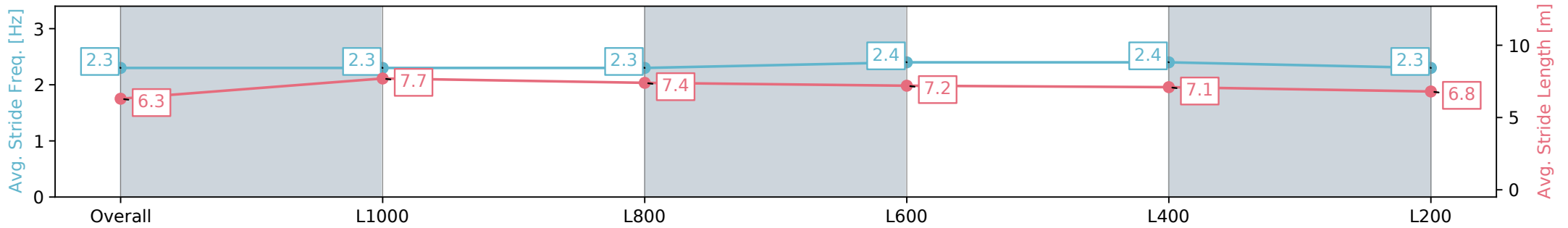
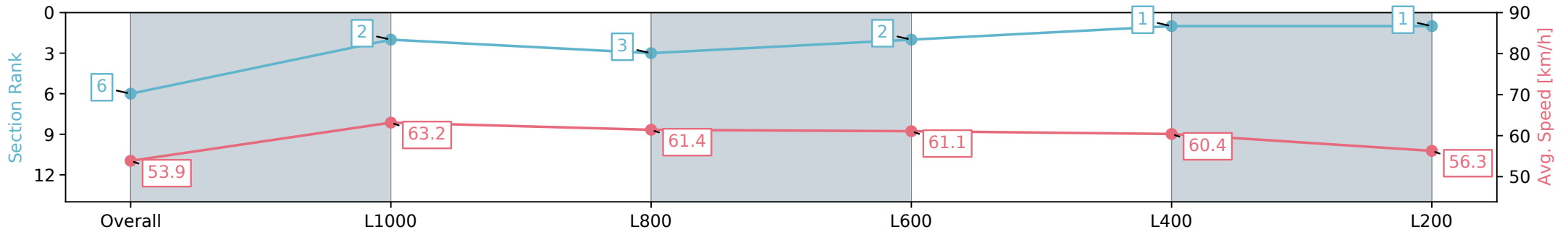
Race 5: Adelaide Galvanising Industries Handicap - 1250m

07 September 2024 - 2:43PM

Track Rating: Soft 6, Weather: Overcast, Rail Position: +9m 1000m-W/Post, +6m Remainder, Sectional 612m



Section	Overall	L1000	L800	L600	L400	L200
Section Times	1:16.93 [6] (0:16.73)	1:00.20 [2] (0:11.51)	0:48.69 [3] (0:11.83)	0:36.86 [2] (0:12.06)	0:24.80 [1] (0:11.98)	0:12.82 [1] (0:12.82)
Average Speed [km/h]	53.9	63.2	61.4	61.1	60.4	56.3
Top Speed [km/h]	68.1	65.7	63.0	62.8	62.7	59.5
Avg. Dist. to Rail [m]	7.1	2.4	3.0	4.3	2.9	3.1
Avg. Stride Freq. [Hz]	2.3	2.3	2.3	2.4	2.4	2.3
Avg. Stride Length [m]	6.3	7.7	7.4	7.2	7.1	6.8



[] Ranking at each section and finish
 -:-:- No data available at this section
 NA No data available

Horse/Jockey Name	HANGYOURHAT/Lachlan Neindorf
Finish Rank	7
Fastest Section Time (Section)	0:11.42 (L800)
Top Speed [km/h] (Section)	65.0 (Overall)
Race State	Finished



Morphettville Parks SA - Professional

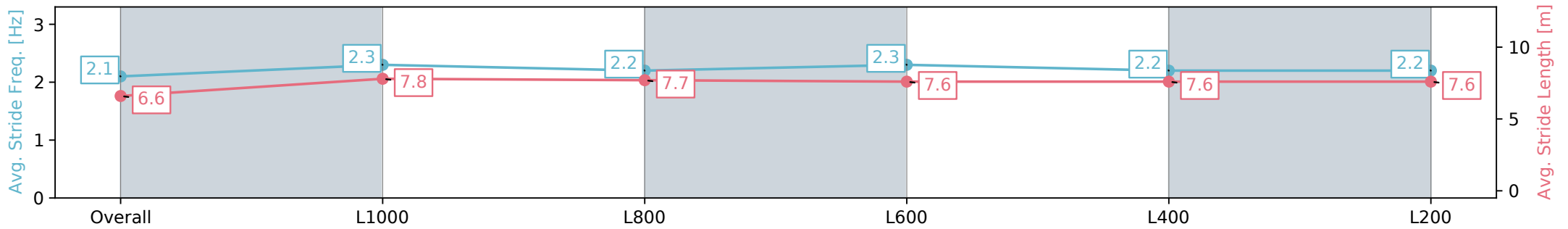
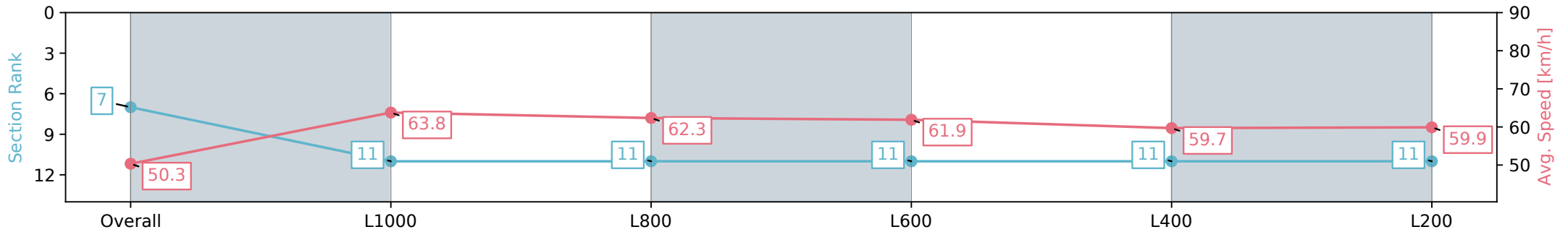
Race 5: Adelaide Galvanising Industries Handicap - 1250m

07 September 2024 - 2:43PM

Track Rating: Soft 6, Weather: Overcast, Rail Position: +9m 1000m-W/Post, +6m Remainder, Sectional 612m



Section	Overall	L1000	L800	L600	L400	L200
Section Times	1:17.16 [7] (0:17.92)	0:59.24 [11] (0:11.42)	0:47.82 [11] (0:11.67)	0:36.15 [11] (0:11.91)	0:24.24 [11] (0:12.23)	0:12.01 [11] (0:12.01)
Average Speed [km/h]	50.3	63.8	62.3	61.9	59.7	59.9
Top Speed [km/h]	62.1	65.0	65.0	64.3	61.2	61.6
Avg. Dist. to Rail [m]	4.2	2.6	3.9	4.5	6.6	10.6
Avg. Stride Freq. [Hz]	2.1	2.3	2.2	2.3	2.2	2.2
Avg. Stride Length [m]	6.6	7.8	7.7	7.6	7.6	7.6



- [] Ranking at each section and finish
- :-:- No data available at this section
- NA No data available

Horse/Jockey Name	BIG SWAN/Ben Price
Finish Rank	8
Fastest Section Time (Section)	0:11.30 (L800)
Top Speed [km/h] (Section)	65.6 (Overall)
Race State	Finished



Morphettville Parks SA - Professional

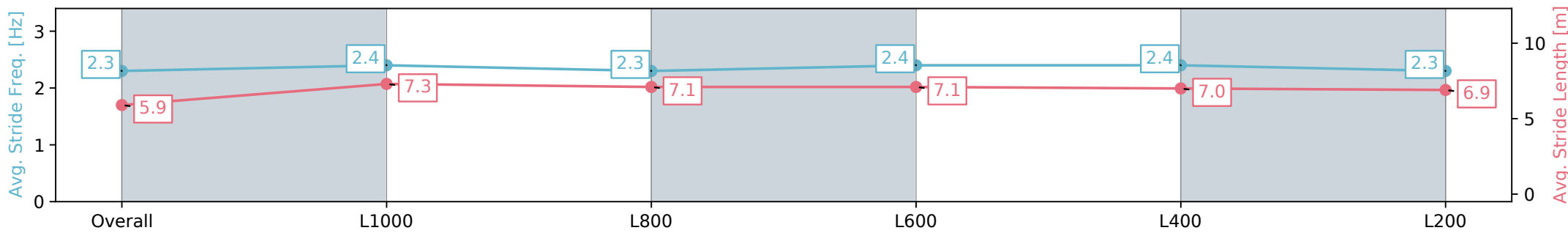
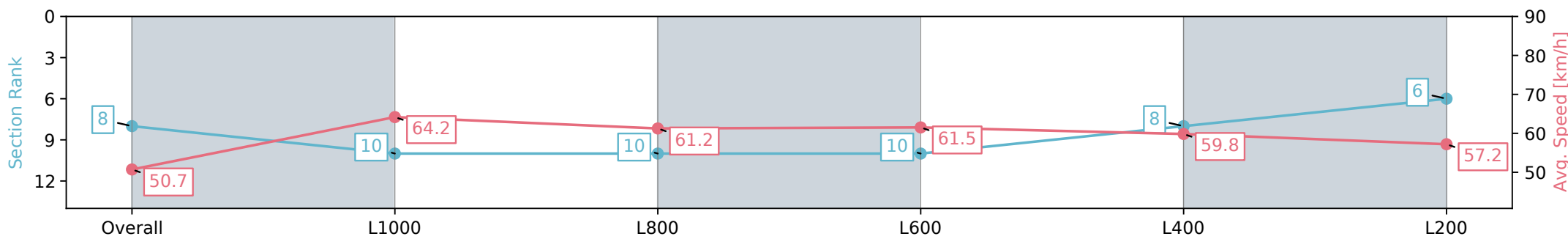
Race 5: Adelaide Galvanising Industries Handicap - 1250m

07 September 2024 - 2:43PM

Track Rating: Soft 6, Weather: Overcast, Rail Position: +9m 1000m-W/Post, +6m Remainder, Sectional 612m



Section	Overall	L1000	L800	L600	L400	L200
Section Times	1:17.33 [8] (0:17.75)	0:59.58 [10] (0:11.30)	0:48.28 [10] (0:11.87)	0:36.41 [10] (0:11.78)	0:24.63 [8] (0:12.03)	0:12.60 [6] (0:12.60)
Average Speed [km/h]	50.7	64.2	61.2	61.5	59.8	57.2
Top Speed [km/h]	64.3	65.6	64.6	62.9	61.5	60.2
Avg. Dist. to Rail [m]	2.2	1.9	2.8	1.2	1.0	2.9
Avg. Stride Freq. [Hz]	2.3	2.4	2.3	2.4	2.4	2.3
Avg. Stride Length [m]	5.9	7.3	7.1	7.1	7.0	6.9



[] Ranking at each section and finish
 -:-:- No data available at this section
 NA No data available

Horse/Jockey Name	SIX STARS/Jake Toeroek
Finish Rank	9
Fastest Section Time (Section)	0:11.30 (L800)
Top Speed [km/h] (Section)	65.2 (Overall)
Race State	Finished



Morphettville Parks SA - Professional

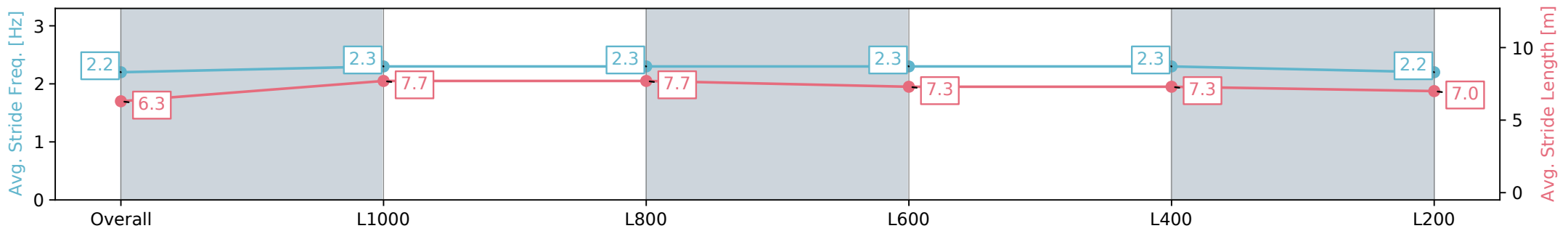
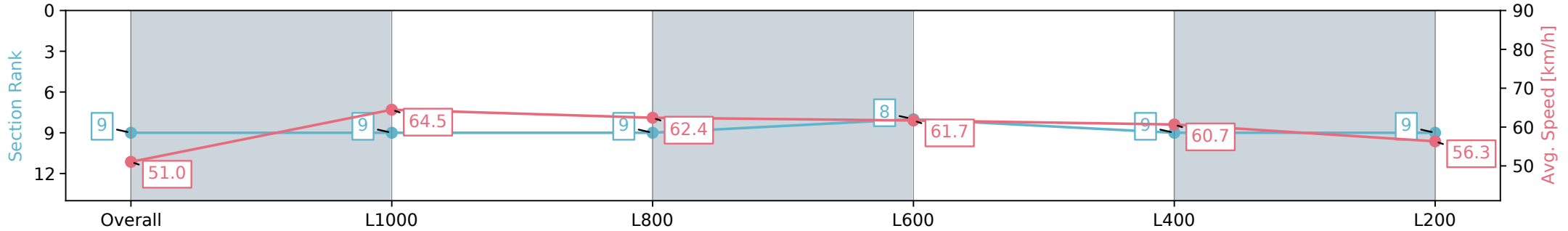
Race 5: Adelaide Galvanising Industries Handicap - 1250m

07 September 2024 - 2:43PM

Track Rating: Soft 6, Weather: Overcast, Rail Position: +9m 1000m-W/Post, +6m Remainder, Sectional 612m



Section	Overall	L1000	L800	L600	L400	L200
Section Times	1:17.62 [9] (0:17.66)	0:59.96 [9] (0:11.30)	0:48.66 [9] (0:11.68)	0:36.98 [8] (0:12.11)	0:24.87 [9] (0:12.10)	0:12.77 [9] (0:12.77)
Average Speed [km/h]	51.0	64.5	62.4	61.7	60.7	56.3
Top Speed [km/h]	62.3	65.2	63.4	63.3	61.8	59.8
Avg. Dist. to Rail [m]	3.4	2.8	4.4	6.8	8.4	8.3
Avg. Stride Freq. [Hz]	2.2	2.3	2.3	2.3	2.3	2.2
Avg. Stride Length [m]	6.3	7.7	7.7	7.3	7.3	7.0



[] Ranking at each section and finish
 -:-:- No data available at this section
 NA No data available

Horse/Jockey Name	COUNT OF TOULOUSE/Teo Nugent
Finish Rank	10
Fastest Section Time (Section)	0:11.45 (L800)
Top Speed [km/h] (Section)	66.8 (Overall)
Race State	Finished



Morphettville Parks SA - Professional

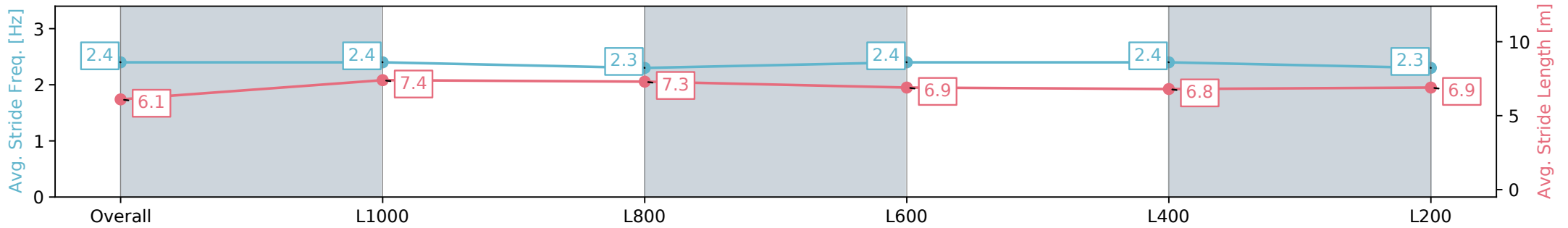
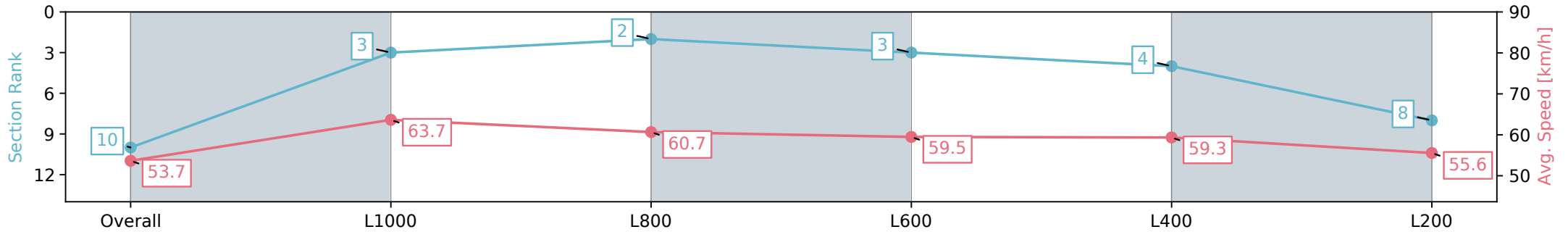
Race 5: Adelaide Galvanising Industries Handicap - 1250m

07 September 2024 - 2:43PM

Track Rating: Soft 6, Weather: Overcast, Rail Position: +9m 1000m-W/Post, +6m Remainder, Sectional 612m



Section	Overall	L1000	L800	L600	L400	L200
Section Times	1:17.74 [10] (0:16.79)	1:00.95 [3] (0:11.45)	0:49.50 [2] (0:11.92)	0:37.58 [3] (0:12.37)	0:25.21 [4] (0:12.26)	0:12.95 [8] (0:12.95)
Average Speed [km/h]	53.7	63.7	60.7	59.5	59.3	55.6
Top Speed [km/h]	66.4	66.8	61.7	60.1	60.5	58.8
Avg. Dist. to Rail [m]	6.5	2.3	2.6	3.8	5.4	6.5
Avg. Stride Freq. [Hz]	2.4	2.4	2.3	2.4	2.4	2.3
Avg. Stride Length [m]	6.1	7.4	7.3	6.9	6.8	6.9



- [] Ranking at each section and finish
- :-:- No data available at this section
- NA No data available

Horse/Jockey Name	INNER SANCTUM/Stacey Metcalfe
Finish Rank	11
Fastest Section Time (Section)	0:11.38 (L800)
Top Speed [km/h] (Section)	67.2 (Overall)
Race State	Finished



Morphettville Parks SA - Professional

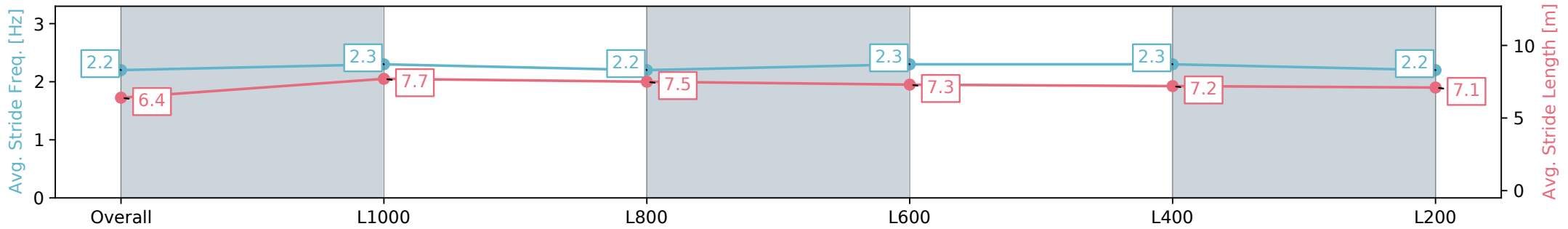
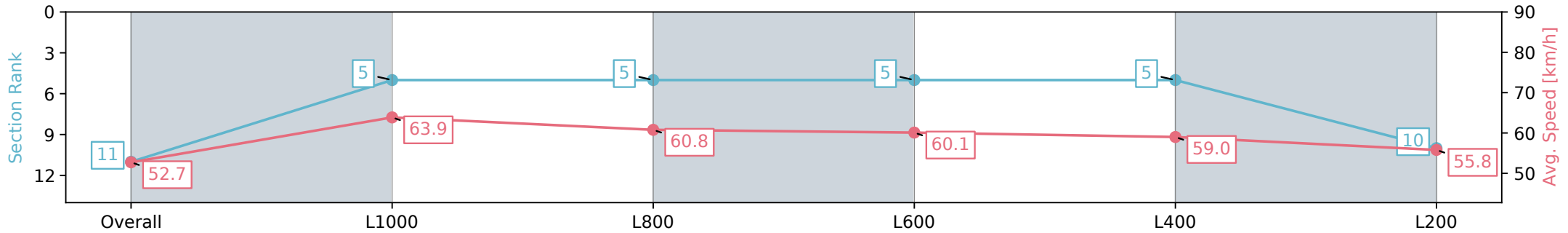
Race 5: Adelaide Galvanising Industries Handicap - 1250m

07 September 2024 - 2:43PM

Track Rating: Soft 6, Weather: Overcast, Rail Position: +9m 1000m-W/Post, +6m Remainder, Sectional 612m



Section	Overall	L1000	L800	L600	L400	L200
Section Times	1:17.83 [11] (0:17.10)	1:00.73 [5] (0:11.38)	0:49.35 [5] (0:11.91)	0:37.44 [5] (0:12.19)	0:25.25 [5] (0:12.33)	0:12.92 [10] (0:12.92)
Average Speed [km/h]	52.7	63.9	60.8	60.1	59.0	55.8
Top Speed [km/h]	67.2	66.9	62.4	61.4	60.0	58.2
Avg. Dist. to Rail [m]	5.2	2.1	2.1	3.4	5.1	7.0
Avg. Stride Freq. [Hz]	2.2	2.3	2.2	2.3	2.3	2.2
Avg. Stride Length [m]	6.4	7.7	7.5	7.3	7.2	7.1



- [] Ranking at each section and finish
- :-:- No data available at this section
- NA No data available