



RACINGSA

Morphettville SA
Race 7: Peter Elberg Funerals Handicap - 1600m
31 August 2024 - 3:53PM



Morphettville

Track Rating: Soft 6, Weather: Overcast, Rail Position: +7m 1200m Chute, +4m Rmdr.

Table with columns: Section, Field Times, Position, #, Horse/Jockey, Barrier, Top Speed [km/h], Fastest Section, First 400m, Overall, L1400, L1200, L1000, L800, L600, Distance Travelled From Winner [m]. Rows include MARACOURT, ANGRY SKIES, SACHEM, AMMO AMOR, BRAVE STAR, ARUGAMAMA, AIGUILLETTE, APACHE STAR, YURI ROYALE, MAGNETIC EDGE.

Scratched: Flossing (#4)

Report Created: Sat 31 August 2024 16:55:27 GMT+10 (Note: Timing is based on positional data)

- [] Position in running at each section and finish
Saddle cloth number
-:-:- No data available at this section
DNF Did not finish
NA No data available
DNT Did not track
■ Background shading for fastest section



RACINGSA

Morphettville SA
Race 7: Peter Elberg Funerals Handicap - 1600m
31 August 2024 - 3:53PM



Morphettville

Track Rating: Soft 6, Weather: Overcast, Rail Position: +7m 1200m Chute, +4m Rmdr.

| Section | Overall | L1400 | L1200 | L1000 | L800 | L600 |
|-------------|----------------------|----------------------|----------------------|----------------------|----------------------|----------------------|
| Field Times | 1:39.66 (0:13.88) | 1:25.78 (0:11.95) | 1:13.83 (0:12.41) | 1:01.42 (0:12.06) | 0:49.36 (0:12.30) | 0:37.06 (0:12.39) |

| Position | # | Horse/Jockey | Barrier | Top Speed [km/h] | Fastest Section | First 400m | Overall | L1400 | L1200 | L1000 | L800 | L600 | Distance Travelled From Winner [m] |
|----------|----|--|---------|-------------------|----------------------|------------|----------------------|--------------------------|--------------------------|--------------------------|--------------------------|--------------------------|------------------------------------|
| 11 | 5 | WILD IMAGINATION Justin Potter | 2 | 61.9 1600-1400 | 0:12.14 1400-1200 | 0:26.13 | 1:41.55 (0:13.99) | 1:27.56 [3] (0:12.14) | 1:15.42 [4] (0:12.49) | 1:02.93 [4] (0:12.27) | 0:50.66 [4] (0:12.32) | 0:38.34 [5] (0:12.40) | -8 |
| 12 | 14 | FRANCE'S BOY Margaret Collett | 3 | 63.5 1600-1400 | 0:11.91 1400-1200 | 0:25.84 | 1:41.64 (0:13.93) | 1:27.71 [2] (0:11.91) | 1:15.80 [2] (0:12.52) | 1:03.28 [2] (0:12.25) | 0:51.03 [2] (0:12.32) | 0:38.71 [2] (0:12.37) | -10 |
| 13 | 1 | BULLFINCH Jake Toeroek | 12 | 63.2 1600-1400 | 0:11.95 1400-1200 | 0:25.82 | 1:41.96 (0:13.87) | 1:28.09 [1] (0:11.95) | 1:16.14 [1] (0:12.69) | 1:03.45 [3] (0:12.30) | 0:51.15 [3] (0:12.32) | 0:38.83 [3] (0:12.24) | -3 |

Scratched: Flossing (#4)

- [] Position in running at each section and finish
- [-:-:-] No data available at this section
- NA No data available
- █ Background shading for fastest section
- # Saddle cloth number
- DNF Did not finish
- DNT Did not track



RACINGSA

Morphettville SA

Race 7: Peter Elberg Funerals Handicap - 1600m

31 August 2024 - 3:53PM



Morphettville

Track Rating: Soft 6, Weather: Overcast, Rail Position: +7m 1200m Chute, +4m Rmdr.

Section

Field Times

L400

0:24.67

(0:12.24)

L200

0:12.43

(0:12.43)

| Position | # | Horse/Jockey | Barrier | Top Speed [km/h] | Fastest Section | First 400m | L400 | L200 | Margin | Distance Travelled From Winner [m] |
|----------|----|--------------------------------|---------|-------------------|----------------------|------------|---------------------------|---------------------------|---------|------------------------------------|
| 1 | 12 | MARACOURT Craig Newitt | 10 | 64.0 600-400 | 0:11.73 400-200 | 0:27.15 | 0:23.93 [11] (0:11.73) | 0:12.20 [3] (0:12.20) | 1:39.66 | |
| 2 | 2 | ANGRY SKIES Jason Holder | 6 | 63.5 1600-1400 | 0:11.84 400-200 | 0:26.42 | 0:24.34 [5] (0:11.84) | 0:12.50 [1] (0:12.50) | 0.4L | -7 |
| 3 | 13 | SACHEM Ben Price | 8 | 63.3 600-400 | 0:11.78 400-200 | 0:26.93 | 0:23.96 [12] (0:11.78) | 0:12.18 [7] (0:12.18) | 0.4L | +5 |
| 4 | 10 | AMMO AMOR Stacey Metcalfe | 14 | 62.3 800-600 | 0:11.97 400-200 | 0:26.68 | 0:24.24 [10] (0:11.97) | 0:12.27 [8] (0:12.27) | 1.6L | +1 |
| 5 | 6 | BRAVE STAR Lachlan Neindorf | 9 | 62.3 800-600 | 0:12.05 400-200 | 0:26.40 | 0:24.71 [2] (0:12.05) | 0:12.66 [2] (0:12.66) | 1.9L | +2 |
| 6 | 3 | ARUGAMAMA Taylor Johnstone | 7 | 62.4 800-600 | 0:11.98 400-200 | 0:26.91 | 0:24.62 [7] (0:11.98) | 0:12.64 [6] (0:12.64) | 3.2L | -1 |
| 7 | 9 | AIGUILLETTE Dom Tourneur | 4 | 62.4 800-600 | 0:12.03 400-200 | 0:26.60 | 0:24.89 [6] (0:12.03) | 0:12.86 [5] (0:12.86) | 4.1L | +1 |
| 8 | 11 | APACHE STAR Kayla Crowther | 5 | 63.1 1600-1400 | 0:12.06 1000-800 | 0:26.11 | 0:25.70 [1] (0:12.47) | 0:13.23 [4] (0:13.23) | 6.3L | -1 |
| 9 | 7 | YURI ROYALE Jacob Opperman | 11 | 62.9 1600-1400 | 0:12.04 1000-800 | 0:27.23 | 0:25.06 [13] (0:12.28) | 0:12.77 [12] (0:12.77) | 7.7L | -6 |
| 10 | 8 | MAGNETIC EDGE Samuel Payne | 1 | 62.1 1600-1400 | 0:12.20 1400-1200 | 0:26.51 | 0:25.40 [9] (0:12.37) | 0:13.03 [9] (0:13.03) | 8.5L | -6 |

Scratched: Flossing (#4)

Report Created: Sat 31 August 2024 16:55:27 GMT+10 (Note: Timing is based on positional data)

- [] Position in running at each section and finish
- #: Saddle cloth number
- :--:-- No data available at this section
- DNF Did not finish
- NA No data available
- DNT Did not track
- █ Background shading for fastest section



RACINGSA

Morphettville SA
Race 7: Peter Elberg Funerals Handicap - 1600m
31 August 2024 - 3:53PM



Morphettville

Track Rating: Soft 6, Weather: Overcast, Rail Position: +7m 1200m Chute, +4m Rmdr.

Section

Field Times

L400

0:24.67

(0:12.24)

L200

0:12.43

(0:12.43)

| Position | # | Horse/Jockey | Barrier | Top Speed [km/h] | Fastest Section | First 400m | L400 | L200 | Margin | | | | | Distance Travelled From Winner [m] |
|----------|----|-------------------------|---------|------------------|-----------------|------------|-------------|--------------|--------|--|--|--|--|------------------------------------|
| 11 | 5 | WILD IMAGINATION | 2 | 61.9 | 0:12.14 | 0:26.13 | 0:25.94 [8] | 0:13.18 [13] | 11.6L | | | | | -8 |
| | | Justin Potter | | 1600-1400 | 1400-1200 | | (0:12.76) | (0:13.18) | | | | | | |
| 12 | 14 | FRANCE'S BOY | 3 | 63.5 | 0:11.91 | 0:25.84 | 0:26.34 [3] | 0:13.59 [11] | 12.1L | | | | | -10 |
| | | Margaret Collett | | 1600-1400 | 1400-1200 | | (0:12.75) | (0:13.59) | | | | | | |
| 13 | 1 | BULLFINCH | 12 | 63.2 | 0:11.95 | 0:25.82 | 0:26.59 [4] | 0:13.91 [10] | 14.1L | | | | | -3 |
| | | Jake Toeroek | | 1600-1400 | 1400-1200 | | (0:12.68) | (0:13.91) | | | | | | |

Scratched: Flossing (#4)

- [] Position in running at each section and finish
- #: Saddle cloth number
- :--- No data available at this section
- DNF Did not finish
- NA No data available
- DNT Did not track
- █ Background shading for fastest section

| | |
|--------------------------------|------------------------|
| Horse/Jockey Name | MARACOURT/Craig Newitt |
| Finish Rank | 1 |
| Fastest Section Time (Section) | 0:11.73 (L400) |
| Top Speed [km/h] (Section) | 64.0 (L600) |
| Race State | Finished |



Morphettville SA - Professional

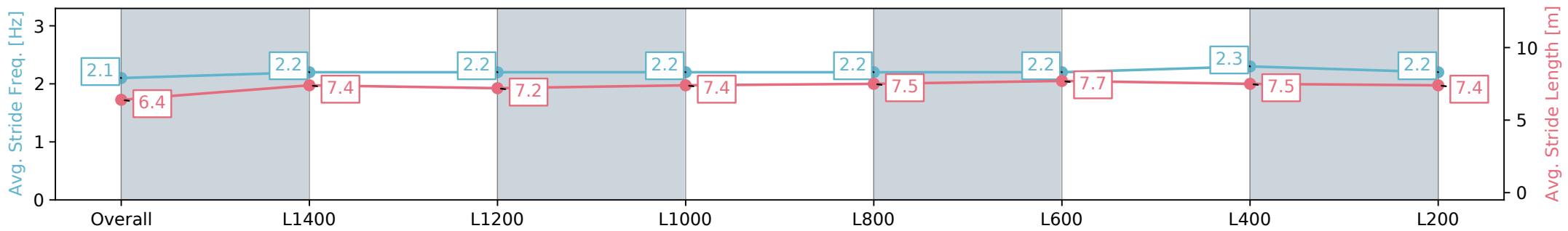
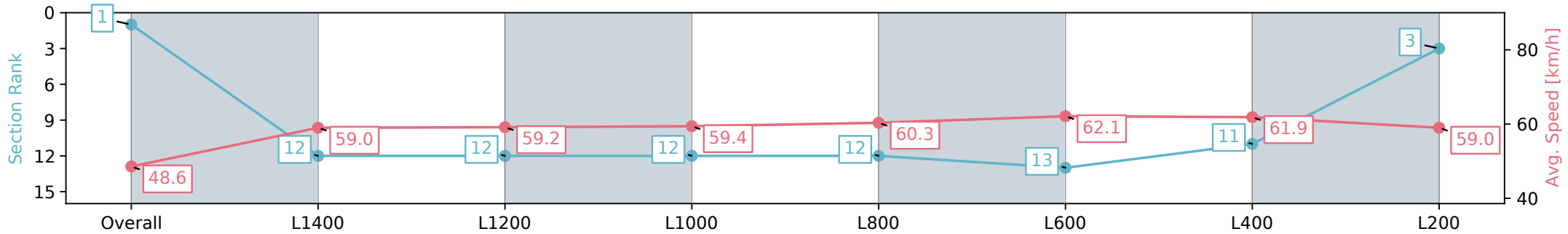
Race 7: Peter Elberg Funerals Handicap - 1600m

31 August 2024 - 3:53PM

Track Rating: Soft 6, Weather: Overcast, Rail Position: +7m 1200m Chute, +4m Rmdr.



| Section | Overall | L1400 | L1200 | L1000 | L800 | L600 | L400 | L200 |
|------------------------|--------------------------|---------------------------|---------------------------|---------------------------|---------------------------|---------------------------|---------------------------|--------------------------|
| Section Times | 1:39.66 [1] (0:14.83) | 1:24.83 [12] (0:12.32) | 1:12.51 [12] (0:12.38) | 1:00.13 [12] (0:12.12) | 0:48.01 [12] (0:12.16) | 0:35.85 [13] (0:11.92) | 0:23.93 [11] (0:11.73) | 0:12.20 [3] (0:12.20) |
| Average Speed [km/h] | 48.6 | 59.0 | 59.2 | 59.4 | 60.3 | 62.1 | 61.9 | 59.0 |
| Top Speed [km/h] | 61.3 | 61.5 | 60.3 | 60.4 | 61.2 | 63.0 | 64.0 | 63.3 |
| Avg. Dist. to Rail [m] | 7.2 | 2.8 | 4.4 | 4.5 | 4.8 | 5.5 | 5.5 | 5.8 |
| Avg. Stride Freq. [Hz] | 2.1 | 2.2 | 2.2 | 2.2 | 2.2 | 2.2 | 2.3 | 2.2 |
| Avg. Stride Length [m] | 6.4 | 7.4 | 7.2 | 7.4 | 7.5 | 7.7 | 7.5 | 7.4 |



[] Ranking at each section and finish
 -:-:- No data available at this section
 NA No data available

| | |
|--------------------------------|--------------------------|
| Horse/Jockey Name | ANGRY SKIES/Jason Holder |
| Finish Rank | 2 |
| Fastest Section Time (Section) | 0:11.84 (L400) |
| Top Speed [km/h] (Section) | 63.5 (Overall) |
| Race State | Finished |



Morphettville SA - Professional

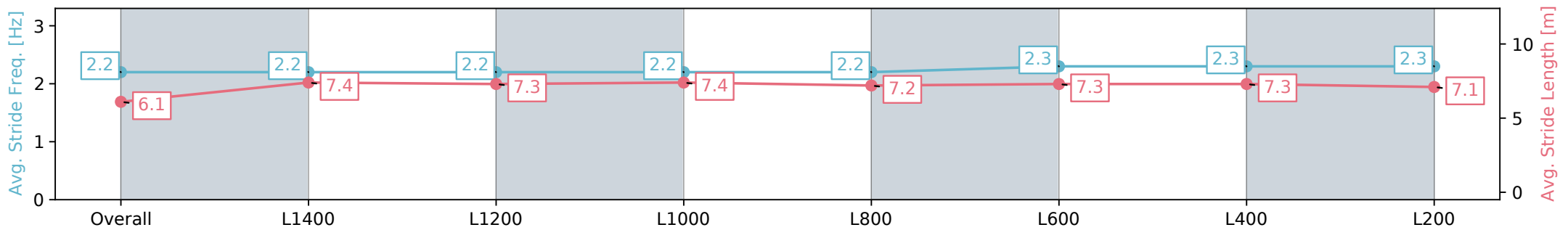
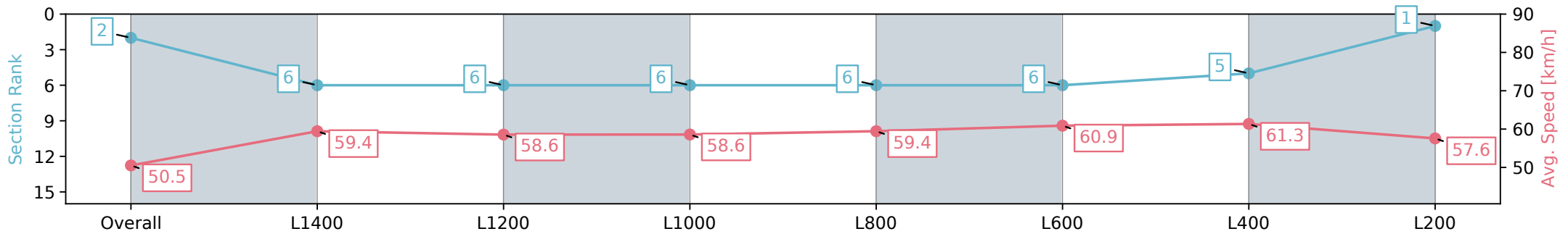
Race 7: Peter Elberg Funerals Handicap - 1600m

31 August 2024 - 3:53PM

Track Rating: Soft 6, Weather: Overcast, Rail Position: +7m 1200m Chute, +4m Rmdr.



| Section | Overall | L1400 | L1200 | L1000 | L800 | L600 | L400 | L200 |
|------------------------|--------------------------|--------------------------|--------------------------|--------------------------|--------------------------|--------------------------|--------------------------|--------------------------|
| Section Times | 1:39.73 [2] (0:14.27) | 1:25.46 [6] (0:12.15) | 1:13.31 [6] (0:12.37) | 1:00.94 [6] (0:12.30) | 0:48.64 [6] (0:12.26) | 0:36.38 [6] (0:12.04) | 0:24.34 [5] (0:11.84) | 0:12.50 [1] (0:12.50) |
| Average Speed [km/h] | 50.5 | 59.4 | 58.6 | 58.6 | 59.4 | 60.9 | 61.3 | 57.6 |
| Top Speed [km/h] | 63.5 | 62.0 | 59.3 | 59.6 | 60.2 | 61.9 | 62.1 | 60.0 |
| Avg. Dist. to Rail [m] | 5.1 | 0.9 | 2.1 | 3.1 | 2.9 | 3.9 | 7.0 | 8.5 |
| Avg. Stride Freq. [Hz] | 2.2 | 2.2 | 2.2 | 2.2 | 2.2 | 2.3 | 2.3 | 2.3 |
| Avg. Stride Length [m] | 6.1 | 7.4 | 7.3 | 7.4 | 7.2 | 7.3 | 7.3 | 7.1 |



Report Created: Sat 31 August 2024 16:55:30 GMT+10 (Note: Timing is based on positional data)

- [] Ranking at each section and finish
- :-:- No data available at this section
- NA No data available

| | |
|--------------------------------|------------------|
| Horse/Jockey Name | SACHEM/Ben Price |
| Finish Rank | 3 |
| Fastest Section Time (Section) | 0:11.78 (L400) |
| Top Speed [km/h] (Section) | 63.3 (L600) |
| Race State | Finished |



Morphettville SA - Professional

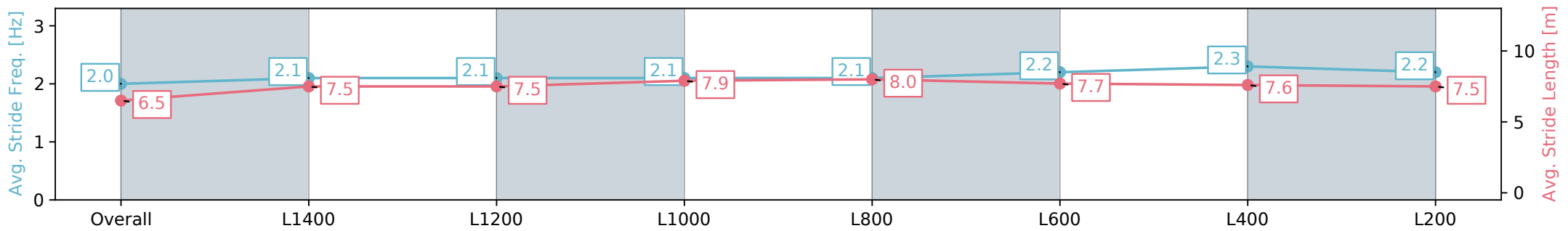
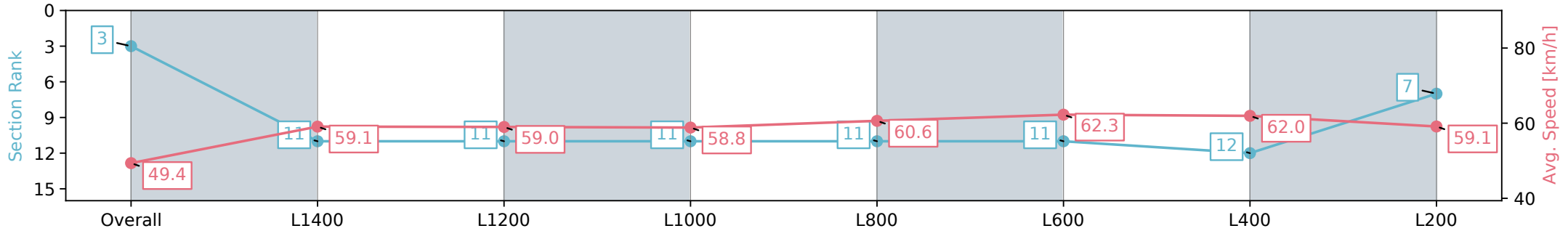
Race 7: Peter Elberg Funerals Handicap - 1600m

31 August 2024 - 3:53PM

Track Rating: Soft 6, Weather: Overcast, Rail Position: +7m 1200m
Chute, +4m Rmdr.



| Section | Overall | L1400 | L1200 | L1000 | L800 | L600 | L400 | L200 |
|------------------------|--------------------------|---------------------------|---------------------------|---------------------------|---------------------------|---------------------------|---------------------------|--------------------------|
| Section Times | 1:39.73 [3] (0:14.60) | 1:25.13 [11] (0:12.33) | 1:12.80 [11] (0:12.43) | 1:00.37 [11] (0:12.24) | 0:48.13 [11] (0:12.16) | 0:35.97 [11] (0:12.01) | 0:23.96 [12] (0:11.78) | 0:12.18 [7] (0:12.18) |
| Average Speed [km/h] | 49.4 | 59.1 | 59.0 | 58.8 | 60.6 | 62.3 | 62.0 | 59.1 |
| Top Speed [km/h] | 61.8 | 62.6 | 59.4 | 60.0 | 62.4 | 63.2 | 63.3 | 61.3 |
| Avg. Dist. to Rail [m] | 6.5 | 3.2 | 4.9 | 5.4 | 5.9 | 7.6 | 11.4 | 12.1 |
| Avg. Stride Freq. [Hz] | 2.0 | 2.1 | 2.1 | 2.1 | 2.1 | 2.2 | 2.3 | 2.2 |
| Avg. Stride Length [m] | 6.5 | 7.5 | 7.5 | 7.9 | 8.0 | 7.7 | 7.6 | 7.5 |



Report Created: Sat 31 August 2024 16:55:31 GMT+10 (Note: Timing is based on positional data)

[] Ranking at each section and finish
 -:-:- No data available at this section
 NA No data available



| | |
|--------------------------------|---------------------------|
| Horse/Jockey Name | AMMO AMOR/Stacey Metcalfe |
| Finish Rank | 4 |
| Fastest Section Time (Section) | 0:11.97 (L400) |
| Top Speed [km/h] (Section) | 62.3 (L800) |
| Race State | Finished |



Morphettville SA - Professional

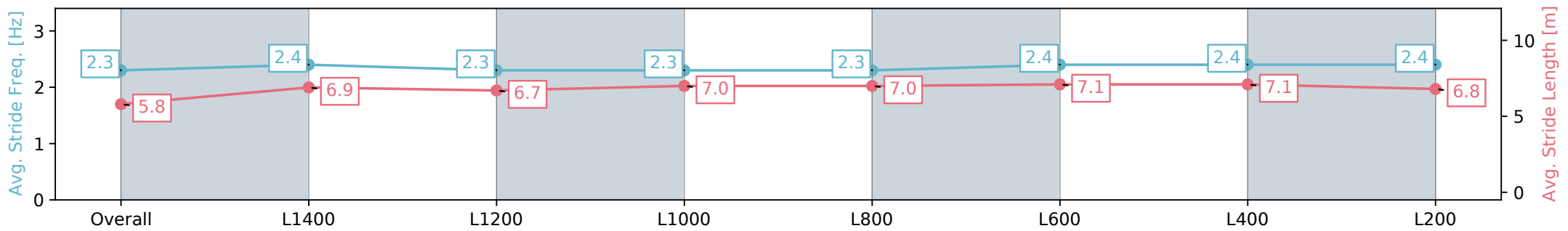
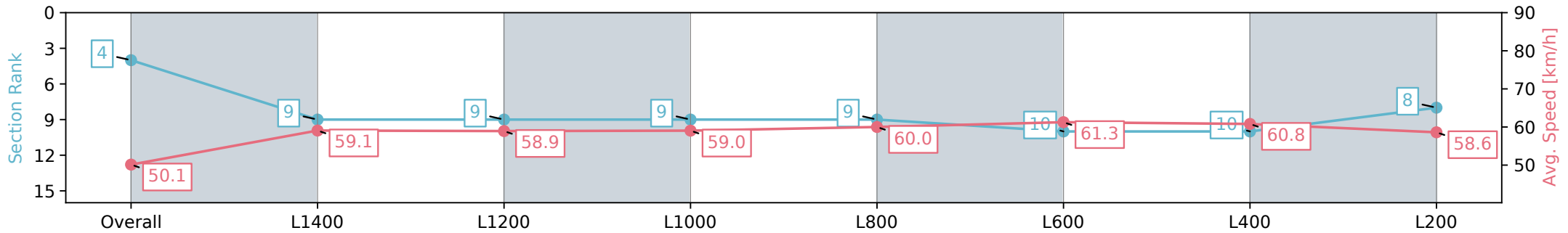
Race 7: Peter Elberg Funerals Handicap - 1600m

31 August 2024 - 3:53PM

Track Rating: Soft 6, Weather: Overcast, Rail Position: +7m 1200m Chute, +4m Rmdr.



| Section | Overall | L1400 | L1200 | L1000 | L800 | L600 | L400 | L200 |
|------------------------|--------------------------|--------------------------|--------------------------|--------------------------|--------------------------|---------------------------|---------------------------|--------------------------|
| Section Times | 1:39.92 [4] (0:14.39) | 1:25.53 [9] (0:12.28) | 1:13.24 [9] (0:12.42) | 1:00.82 [9] (0:12.22) | 0:48.60 [9] (0:12.23) | 0:36.37 [10] (0:12.13) | 0:24.24 [10] (0:11.97) | 0:12.27 [8] (0:12.27) |
| Average Speed [km/h] | 50.1 | 59.1 | 58.9 | 59.0 | 60.0 | 61.3 | 60.8 | 58.6 |
| Top Speed [km/h] | 61.0 | 61.0 | 60.1 | 60.0 | 61.0 | 62.3 | 62.3 | 60.9 |
| Avg. Dist. to Rail [m] | 8.7 | 2.3 | 4.9 | 5.4 | 5.1 | 6.0 | 8.9 | 12.3 |
| Avg. Stride Freq. [Hz] | 2.3 | 2.4 | 2.3 | 2.3 | 2.3 | 2.4 | 2.4 | 2.4 |
| Avg. Stride Length [m] | 5.8 | 6.9 | 6.7 | 7.0 | 7.0 | 7.1 | 7.1 | 6.8 |



- [] Ranking at each section and finish
- :-:- No data available at this section
- NA No data available

| | |
|--------------------------------|-----------------------------|
| Horse/Jockey Name | BRAVE STAR/Lachlan Neindorf |
| Finish Rank | 5 |
| Fastest Section Time (Section) | 0:12.05 (L400) |
| Top Speed [km/h] (Section) | 62.3 (L800) |
| Race State | Finished |



Morphettville SA - Professional

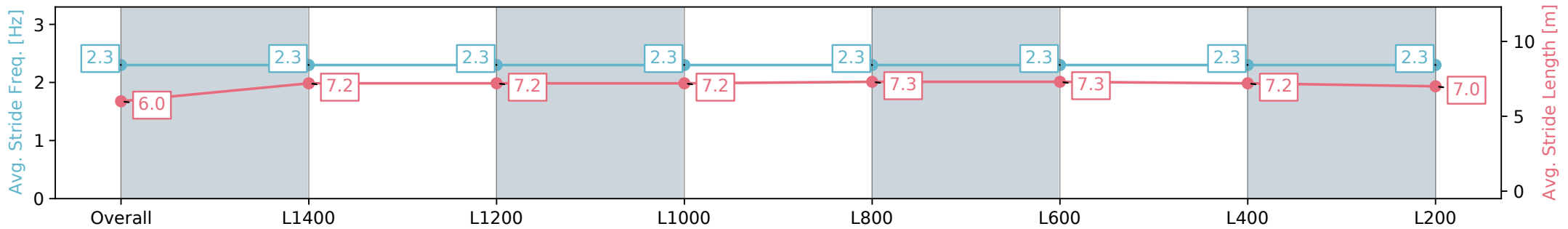
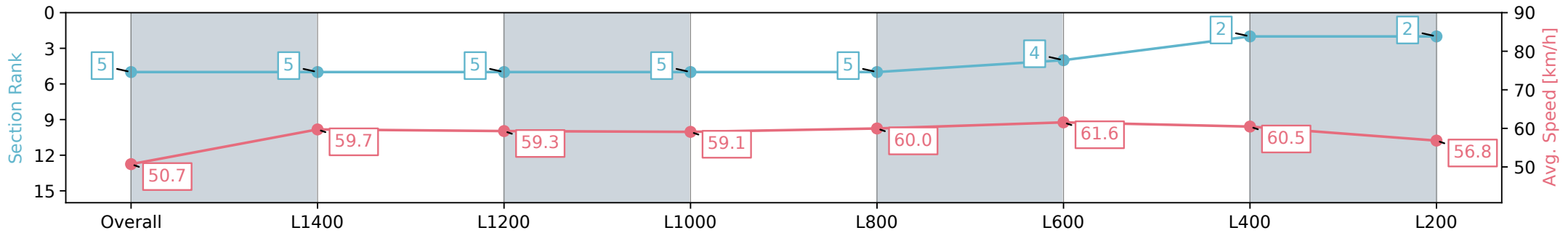
Race 7: Peter Elberg Funerals Handicap - 1600m

31 August 2024 - 3:53PM

Track Rating: Soft 6, Weather: Overcast, Rail Position: +7m 1200m Chute, +4m Rmdr.



| Section | Overall | L1400 | L1200 | L1000 | L800 | L600 | L400 | L200 |
|------------------------|--------------------------|--------------------------|--------------------------|--------------------------|--------------------------|--------------------------|--------------------------|--------------------------|
| Section Times | 1:39.97 [5] (0:14.20) | 1:25.77 [5] (0:12.20) | 1:13.57 [5] (0:12.36) | 1:01.21 [5] (0:12.18) | 0:49.03 [5] (0:12.25) | 0:36.78 [4] (0:12.07) | 0:24.71 [2] (0:12.05) | 0:12.66 [2] (0:12.66) |
| Average Speed [km/h] | 50.7 | 59.7 | 59.3 | 59.1 | 60.0 | 61.6 | 60.5 | 56.8 |
| Top Speed [km/h] | 61.7 | 61.7 | 59.8 | 59.6 | 61.0 | 62.3 | 61.4 | 59.6 |
| Avg. Dist. to Rail [m] | 7.5 | 3.1 | 4.6 | 5.2 | 5.1 | 6.0 | 9.3 | 10.2 |
| Avg. Stride Freq. [Hz] | 2.3 | 2.3 | 2.3 | 2.3 | 2.3 | 2.3 | 2.3 | 2.3 |
| Avg. Stride Length [m] | 6.0 | 7.2 | 7.2 | 7.2 | 7.3 | 7.3 | 7.2 | 7.0 |



- [] Ranking at each section and finish
- :-:- No data available at this section
- NA No data available

| | |
|--------------------------------|----------------------------|
| Horse/Jockey Name | ARUGAMAMA/Taylor Johnstone |
| Finish Rank | 6 |
| Fastest Section Time (Section) | 0:11.98 (L400) |
| Top Speed [km/h] (Section) | 62.4 (L800) |
| Race State | Finished |



Morphettville SA - Professional

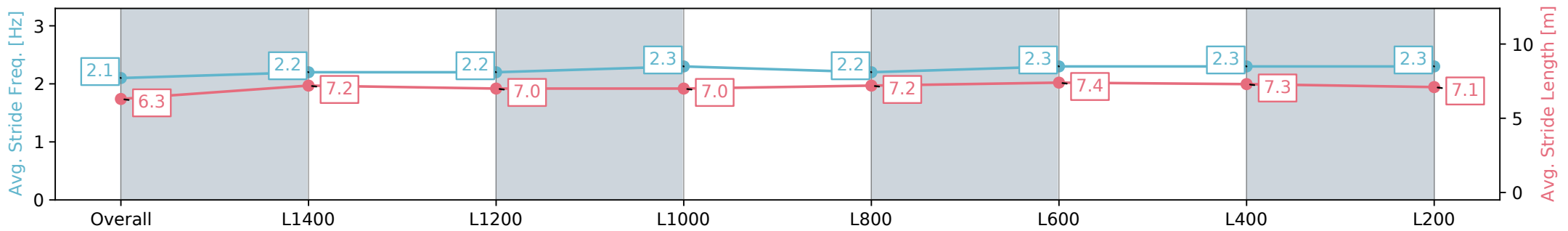
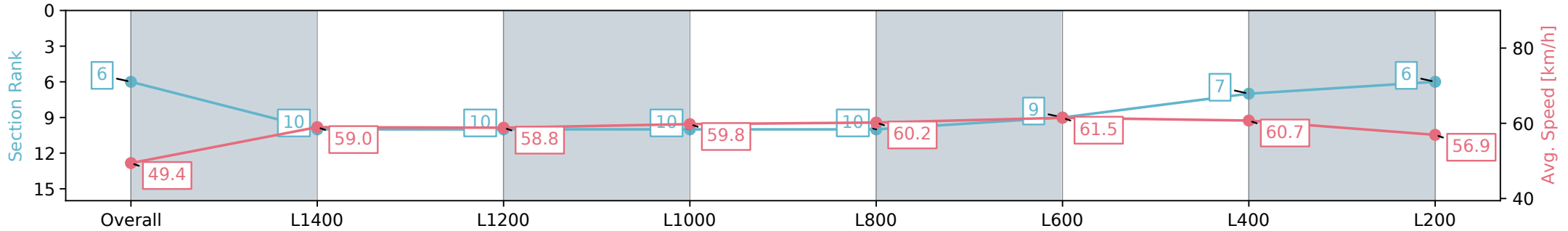
Race 7: Peter Elberg Funerals Handicap - 1600m

31 August 2024 - 3:53PM

Track Rating: Soft 6, Weather: Overcast, Rail Position: +7m 1200m Chute, +4m Rmdr.



| Section | Overall | L1400 | L1200 | L1000 | L800 | L600 | L400 | L200 |
|------------------------|--------------------------|---------------------------|---------------------------|---------------------------|---------------------------|--------------------------|--------------------------|--------------------------|
| Section Times | 1:40.18 [6] (0:14.57) | 1:25.60 [10] (0:12.33) | 1:13.27 [10] (0:12.41) | 1:00.86 [10] (0:12.05) | 0:48.81 [10] (0:12.16) | 0:36.65 [9] (0:12.03) | 0:24.62 [7] (0:11.98) | 0:12.64 [6] (0:12.64) |
| Average Speed [km/h] | 49.4 | 59.0 | 58.8 | 59.8 | 60.2 | 61.5 | 60.7 | 56.9 |
| Top Speed [km/h] | 62.2 | 62.3 | 59.5 | 60.5 | 61.2 | 62.4 | 62.0 | 59.7 |
| Avg. Dist. to Rail [m] | 5.2 | 2.2 | 4.1 | 4.5 | 4.3 | 5.3 | 8.2 | 10.3 |
| Avg. Stride Freq. [Hz] | 2.1 | 2.2 | 2.2 | 2.3 | 2.2 | 2.3 | 2.3 | 2.3 |
| Avg. Stride Length [m] | 6.3 | 7.2 | 7.0 | 7.0 | 7.2 | 7.4 | 7.3 | 7.1 |



Report Created: Sat 31 August 2024 16:55:34 GMT+10 (Note: Timing is based on positional data)

[] Ranking at each section and finish
 -:-:- No data available at this section
 NA No data available



| | |
|--------------------------------|--------------------------|
| Horse/Jockey Name | AIGUILLETTE/Dom Tourneur |
| Finish Rank | 7 |
| Fastest Section Time (Section) | 0:12.03 (L400) |
| Top Speed [km/h] (Section) | 62.4 (L800) |
| Race State | Finished |



Morphettville SA - Professional

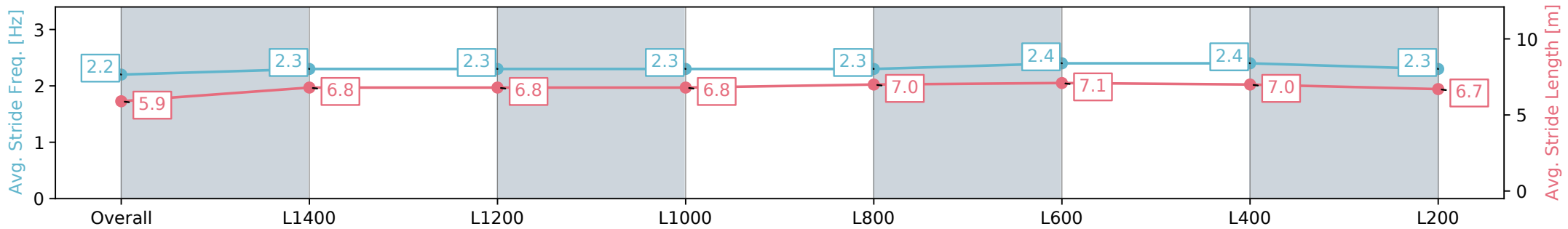
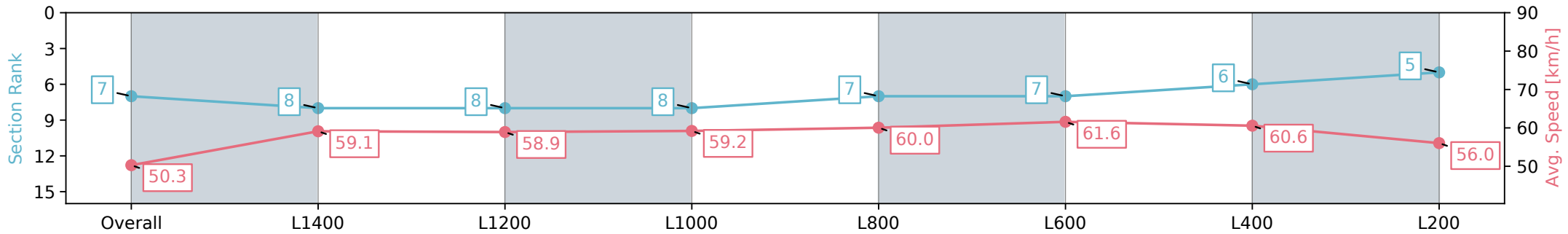
Race 7: Peter Elberg Funerals Handicap - 1600m

31 August 2024 - 3:53PM

Track Rating: Soft 6, Weather: Overcast, Rail Position: +7m 1200m Chute, +4m Rmdr.



| Section | Overall | L1400 | L1200 | L1000 | L800 | L600 | L400 | L200 |
|------------------------|--------------------------|--------------------------|--------------------------|--------------------------|--------------------------|--------------------------|--------------------------|--------------------------|
| Section Times | 1:40.34 [7] (0:14.32) | 1:26.02 [8] (0:12.28) | 1:13.74 [8] (0:12.40) | 1:01.34 [8] (0:12.15) | 0:49.19 [7] (0:12.25) | 0:36.94 [7] (0:12.05) | 0:24.89 [6] (0:12.03) | 0:12.86 [5] (0:12.86) |
| Average Speed [km/h] | 50.3 | 59.1 | 58.9 | 59.2 | 60.0 | 61.6 | 60.6 | 56.0 |
| Top Speed [km/h] | 61.2 | 61.3 | 59.3 | 60.4 | 60.7 | 62.4 | 61.6 | 59.4 |
| Avg. Dist. to Rail [m] | 3.4 | 1.9 | 4.2 | 5.0 | 5.0 | 6.2 | 9.7 | 11.6 |
| Avg. Stride Freq. [Hz] | 2.2 | 2.3 | 2.3 | 2.3 | 2.3 | 2.4 | 2.4 | 2.3 |
| Avg. Stride Length [m] | 5.9 | 6.8 | 6.8 | 6.8 | 7.0 | 7.1 | 7.0 | 6.7 |



Report Created: Sat 31 August 2024 16:55:34 GMT+10 (Note: Timing is based on positional data)

- [] Ranking at each section and finish
- :-:- No data available at this section
- NA No data available

| | |
|--------------------------------|----------------------------|
| Horse/Jockey Name | APACHE STAR/Kayla Crowther |
| Finish Rank | 8 |
| Fastest Section Time (Section) | 0:12.06 (L1000) |
| Top Speed [km/h] (Section) | 63.1 (Overall) |
| Race State | Finished |



Morphettville SA - Professional

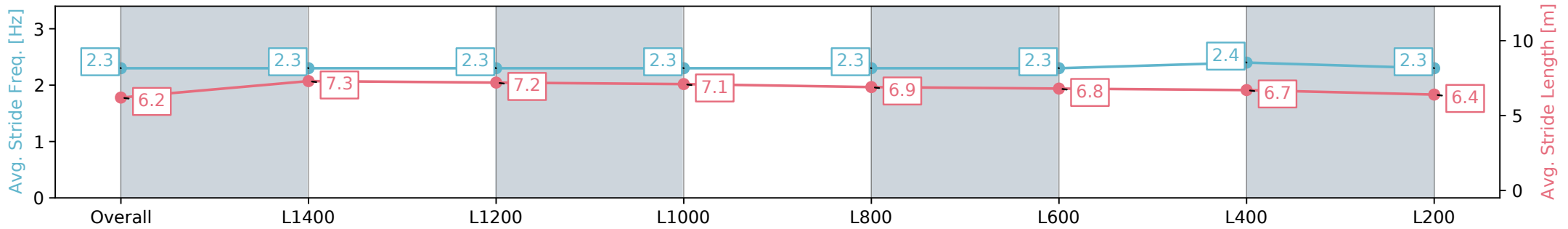
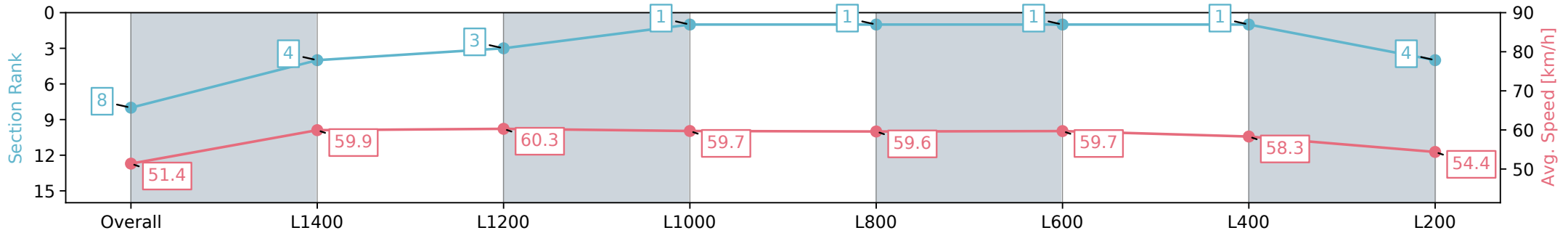
Race 7: Peter Elberg Funerals Handicap - 1600m

31 August 2024 - 3:53PM

Track Rating: Soft 6, Weather: Overcast, Rail Position: +7m 1200m Chute, +4m Rmdr.



| Section | Overall | L1400 | L1200 | L1000 | L800 | L600 | L400 | L200 |
|------------------------|--------------------------|--------------------------|--------------------------|--------------------------|--------------------------|--------------------------|--------------------------|--------------------------|
| Section Times | 1:40.69 [8] (0:14.01) | 1:26.68 [4] (0:12.10) | 1:14.58 [3] (0:12.12) | 1:02.46 [1] (0:12.06) | 0:50.40 [1] (0:12.31) | 0:38.09 [1] (0:12.39) | 0:25.70 [1] (0:12.47) | 0:13.23 [4] (0:13.23) |
| Average Speed [km/h] | 51.4 | 59.9 | 60.3 | 59.7 | 59.6 | 59.7 | 58.3 | 54.4 |
| Top Speed [km/h] | 63.1 | 62.4 | 62.1 | 60.9 | 60.7 | 61.1 | 58.7 | 57.0 |
| Avg. Dist. to Rail [m] | 4.6 | 1.8 | 4.1 | 4.2 | 4.9 | 5.3 | 7.5 | 8.2 |
| Avg. Stride Freq. [Hz] | 2.3 | 2.3 | 2.3 | 2.3 | 2.3 | 2.3 | 2.4 | 2.3 |
| Avg. Stride Length [m] | 6.2 | 7.3 | 7.2 | 7.1 | 6.9 | 6.8 | 6.7 | 6.4 |



Report Created: Sat 31 August 2024 16:55:35 GMT+10 (Note: Timing is based on positional data)

- [] Ranking at each section and finish
- :-:- No data available at this section
- NA No data available

| | |
|--------------------------------|----------------------------|
| Horse/Jockey Name | YURI ROYALE/Jacob Opperman |
| Finish Rank | 9 |
| Fastest Section Time (Section) | 0:12.04 (L1000) |
| Top Speed [km/h] (Section) | 62.9 (Overall) |
| Race State | Finished |



Morphettville SA - Professional

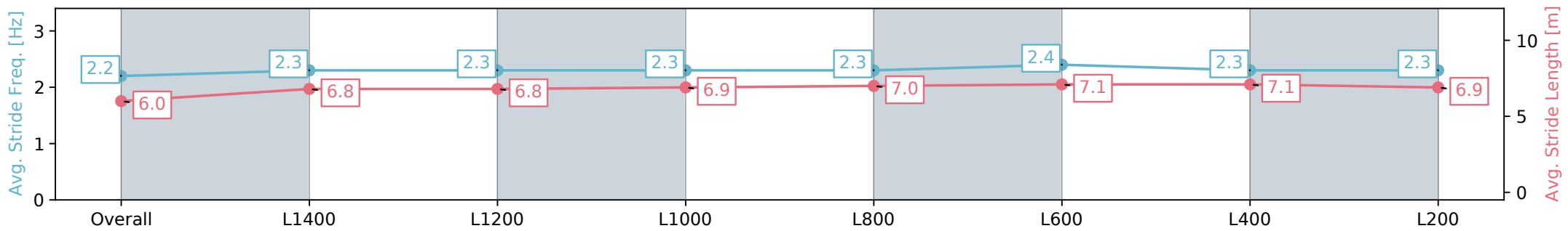
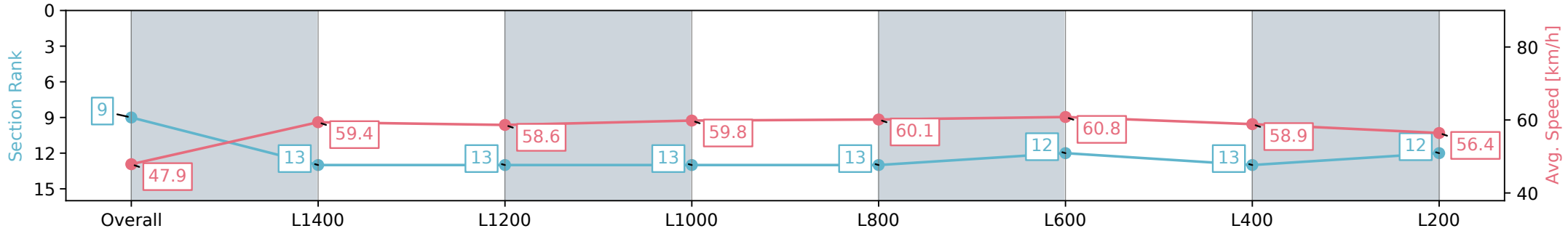
Race 7: Peter Elberg Funerals Handicap - 1600m

31 August 2024 - 3:53PM

Track Rating: Soft 6, Weather: Overcast, Rail Position: +7m 1200m Chute, +4m Rmdr.



| Section | Overall | L1400 | L1200 | L1000 | L800 | L600 | L400 | L200 |
|------------------------|--------------------------|---------------------------|---------------------------|---------------------------|---------------------------|---------------------------|---------------------------|---------------------------|
| Section Times | 1:40.91 [9] (0:15.04) | 1:25.87 [13] (0:12.19) | 1:13.68 [13] (0:12.43) | 1:01.25 [13] (0:12.04) | 0:49.21 [13] (0:12.10) | 0:37.11 [12] (0:12.05) | 0:25.06 [13] (0:12.28) | 0:12.77 [12] (0:12.77) |
| Average Speed [km/h] | 47.9 | 59.4 | 58.6 | 59.8 | 60.1 | 60.8 | 58.9 | 56.4 |
| Top Speed [km/h] | 62.4 | 62.9 | 60.0 | 60.5 | 62.1 | 62.1 | 59.7 | 58.4 |
| Avg. Dist. to Rail [m] | 8.1 | 1.4 | 3.3 | 3.4 | 3.0 | 3.5 | 5.3 | 9.5 |
| Avg. Stride Freq. [Hz] | 2.2 | 2.3 | 2.3 | 2.3 | 2.3 | 2.4 | 2.3 | 2.3 |
| Avg. Stride Length [m] | 6.0 | 6.8 | 6.8 | 6.9 | 7.0 | 7.1 | 7.1 | 6.9 |



Report Created: Sat 31 August 2024 16:55:36 GMT+10 (Note: Timing is based on positional data)

[] Ranking at each section and finish
 -:-:- No data available at this section
 NA No data available



| | |
|--------------------------------|----------------------------|
| Horse/Jockey Name | MAGNETIC EDGE/Samuel Payne |
| Finish Rank | 10 |
| Fastest Section Time (Section) | 0:12.20 (L1400) |
| Top Speed [km/h] (Section) | 62.1 (Overall) |
| Race State | Finished |



Morphettville SA - Professional

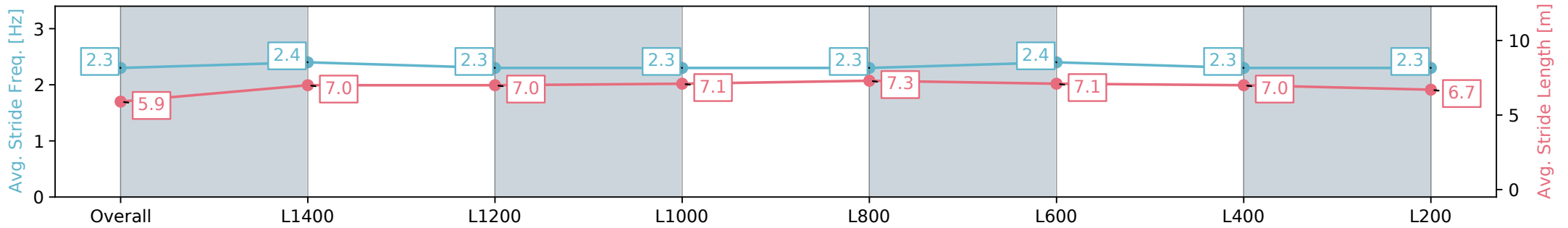
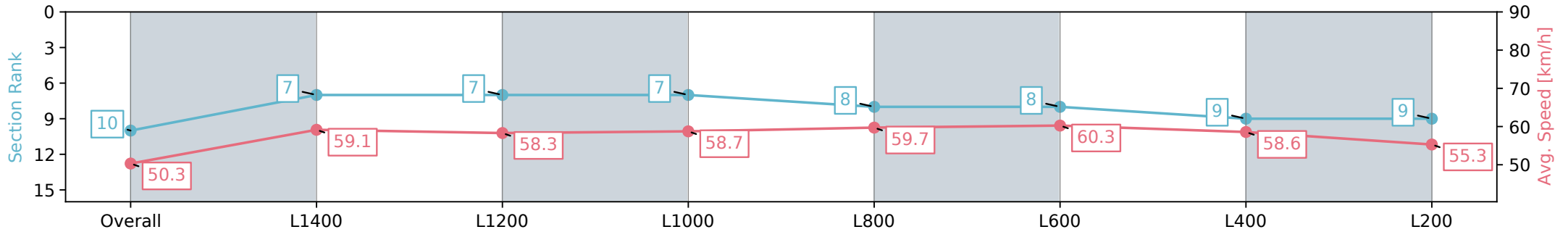
Race 7: Peter Elberg Funerals Handicap - 1600m

31 August 2024 - 3:53PM

Track Rating: Soft 6, Weather: Overcast, Rail Position: +7m 1200m Chute, +4m Rmdr.



| Section | Overall | L1400 | L1200 | L1000 | L800 | L600 | L400 | L200 |
|------------------------|---------------------------|--------------------------|--------------------------|--------------------------|--------------------------|--------------------------|--------------------------|--------------------------|
| Section Times | 1:41.04 [10] (0:14.31) | 1:26.73 [7] (0:12.20) | 1:14.53 [7] (0:12.46) | 1:02.07 [7] (0:12.26) | 0:49.81 [8] (0:12.21) | 0:37.60 [8] (0:12.20) | 0:25.40 [9] (0:12.37) | 0:13.03 [9] (0:13.03) |
| Average Speed [km/h] | 50.3 | 59.1 | 58.3 | 58.7 | 59.7 | 60.3 | 58.6 | 55.3 |
| Top Speed [km/h] | 62.1 | 61.9 | 58.7 | 59.6 | 60.5 | 61.9 | 59.6 | 57.5 |
| Avg. Dist. to Rail [m] | 1.4 | 0.8 | 2.7 | 3.5 | 3.2 | 3.9 | 4.7 | 6.3 |
| Avg. Stride Freq. [Hz] | 2.3 | 2.4 | 2.3 | 2.3 | 2.3 | 2.4 | 2.3 | 2.3 |
| Avg. Stride Length [m] | 5.9 | 7.0 | 7.0 | 7.1 | 7.3 | 7.1 | 7.0 | 6.7 |



- [] Ranking at each section and finish
- :-:- No data available at this section
- NA No data available

| | |
|--------------------------------|--------------------------------|
| Horse/Jockey Name | WILD IMAGINATION/Justin Potter |
| Finish Rank | 11 |
| Fastest Section Time (Section) | 0:12.14 (L1400) |
| Top Speed [km/h] (Section) | 61.9 (Overall) |
| Race State | Finished |



Morphettville SA - Professional

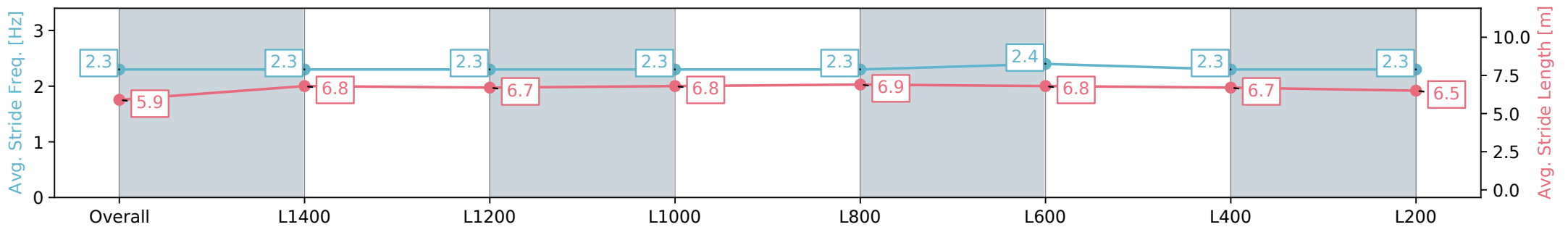
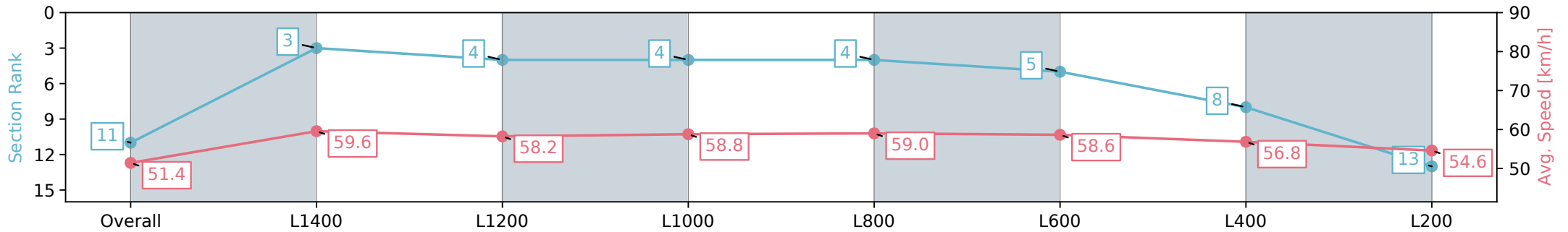
Race 7: Peter Elberg Funerals Handicap - 1600m

31 August 2024 - 3:53PM

Track Rating: Soft 6, Weather: Overcast, Rail Position: +7m 1200m Chute, +4m Rmdr.



| Section | Overall | L1400 | L1200 | L1000 | L800 | L600 | L400 | L200 |
|------------------------|---------------------------|--------------------------|--------------------------|--------------------------|--------------------------|--------------------------|--------------------------|---------------------------|
| Section Times | 1:41.55 [11] (0:13.99) | 1:27.56 [3] (0:12.14) | 1:15.42 [4] (0:12.49) | 1:02.93 [4] (0:12.27) | 0:50.66 [4] (0:12.32) | 0:38.34 [5] (0:12.40) | 0:25.94 [8] (0:12.76) | 0:13.18 [13] (0:13.18) |
| Average Speed [km/h] | 51.4 | 59.6 | 58.2 | 58.8 | 59.0 | 58.6 | 56.8 | 54.6 |
| Top Speed [km/h] | 61.9 | 61.8 | 58.9 | 59.5 | 60.4 | 60.4 | 58.9 | 57.7 |
| Avg. Dist. to Rail [m] | 2.0 | 1.1 | 2.9 | 3.1 | 2.7 | 2.5 | 3.3 | 4.6 |
| Avg. Stride Freq. [Hz] | 2.3 | 2.3 | 2.3 | 2.3 | 2.3 | 2.4 | 2.3 | 2.3 |
| Avg. Stride Length [m] | 5.9 | 6.8 | 6.7 | 6.8 | 6.9 | 6.8 | 6.7 | 6.5 |



- [] Ranking at each section and finish
- :-:- No data available at this section
- NA No data available

| | |
|--------------------------------|-------------------------------|
| Horse/Jockey Name | FRANCE'S BOY/Margaret Collett |
| Finish Rank | 12 |
| Fastest Section Time (Section) | 0:11.91 (L1400) |
| Top Speed [km/h] (Section) | 63.5 (Overall) |
| Race State | Finished |



Morphettville SA - Professional

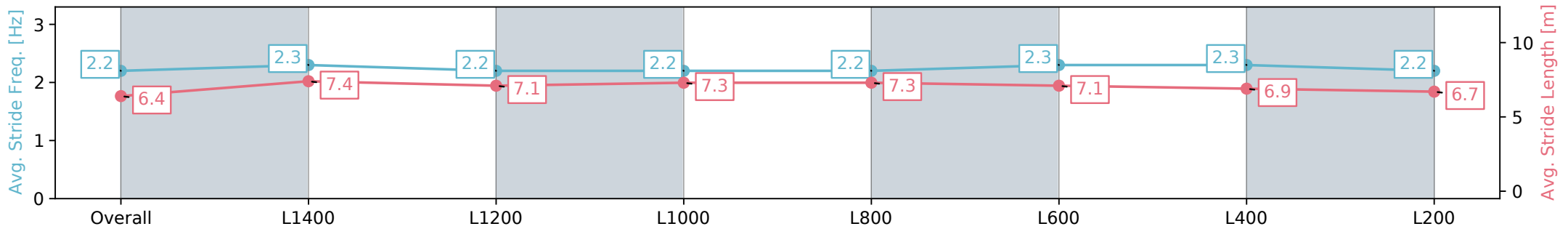
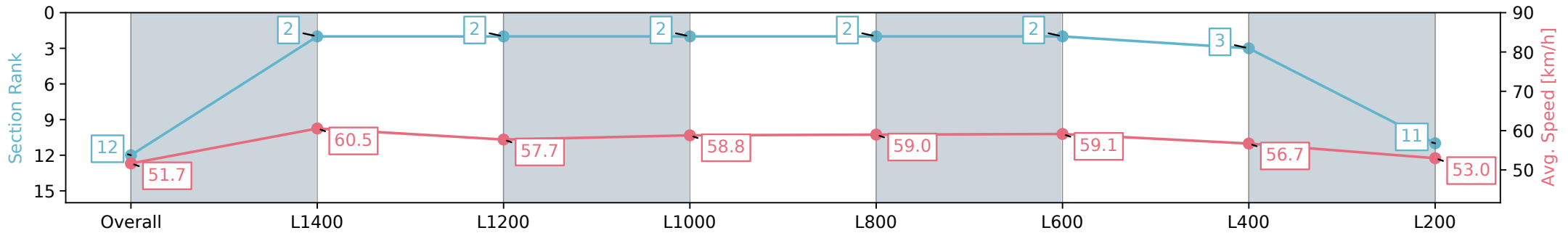
Race 7: Peter Elberg Funerals Handicap - 1600m

31 August 2024 - 3:53PM

Track Rating: Soft 6, Weather: Overcast, Rail Position: +7m 1200m
Chute, +4m Rmdr.



| Section | Overall | L1400 | L1200 | L1000 | L800 | L600 | L400 | L200 |
|------------------------|---------------------------|--------------------------|--------------------------|--------------------------|--------------------------|--------------------------|--------------------------|---------------------------|
| Section Times | 1:41.64 [12] (0:13.93) | 1:27.71 [2] (0:11.91) | 1:15.80 [2] (0:12.52) | 1:03.28 [2] (0:12.25) | 0:51.03 [2] (0:12.32) | 0:38.71 [2] (0:12.37) | 0:26.34 [3] (0:12.75) | 0:13.59 [11] (0:13.59) |
| Average Speed [km/h] | 51.7 | 60.5 | 57.7 | 58.8 | 59.0 | 59.1 | 56.7 | 53.0 |
| Top Speed [km/h] | 63.3 | 63.5 | 59.1 | 59.4 | 59.7 | 60.1 | 58.0 | 55.3 |
| Avg. Dist. to Rail [m] | 3.0 | 0.5 | 1.4 | 2.5 | 2.4 | 3.2 | 3.4 | 3.9 |
| Avg. Stride Freq. [Hz] | 2.2 | 2.3 | 2.2 | 2.2 | 2.2 | 2.3 | 2.3 | 2.2 |
| Avg. Stride Length [m] | 6.4 | 7.4 | 7.1 | 7.3 | 7.3 | 7.1 | 6.9 | 6.7 |



Report Created: Sat 31 August 2024 16:55:39 GMT+10 (Note: Timing is based on positional data)

- [] Ranking at each section and finish
- :-:- No data available at this section
- NA No data available

| | |
|--------------------------------|------------------------|
| Horse/Jockey Name | BULLFINCH/Jake Toeroek |
| Finish Rank | 13 |
| Fastest Section Time (Section) | 0:11.95 (L1400) |
| Top Speed [km/h] (Section) | 63.2 (Overall) |
| Race State | Finished |



Morphettville SA - Professional

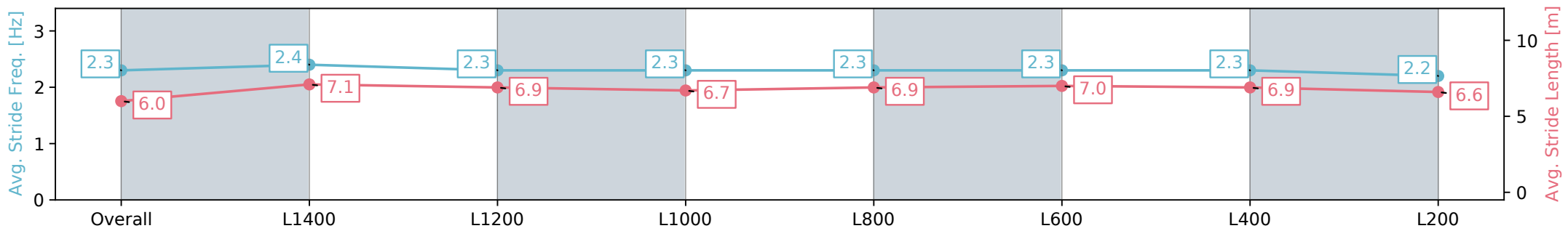
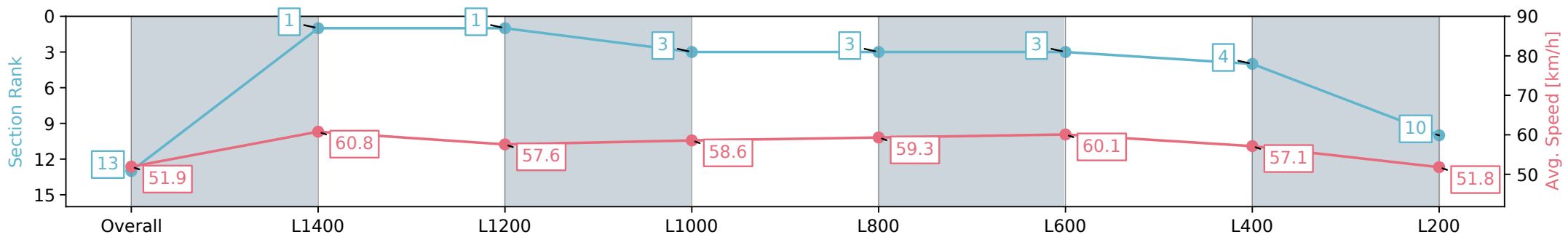
Race 7: Peter Elberg Funerals Handicap - 1600m

31 August 2024 - 3:53PM

Track Rating: Soft 6, Weather: Overcast, Rail Position: +7m 1200m
Chute, +4m Rmdr.



| Section | Overall | L1400 | L1200 | L1000 | L800 | L600 | L400 | L200 |
|------------------------|---------------------------|--------------------------|--------------------------|--------------------------|--------------------------|--------------------------|--------------------------|---------------------------|
| Section Times | 1:41.96 [13] (0:13.87) | 1:28.09 [1] (0:11.95) | 1:16.14 [1] (0:12.69) | 1:03.45 [3] (0:12.30) | 0:51.15 [3] (0:12.32) | 0:38.83 [3] (0:12.24) | 0:26.59 [4] (0:12.68) | 0:13.91 [10] (0:13.91) |
| Average Speed [km/h] | 51.9 | 60.8 | 57.6 | 58.6 | 59.3 | 60.1 | 57.1 | 51.8 |
| Top Speed [km/h] | 63.2 | 63.0 | 58.9 | 59.5 | 60.1 | 60.8 | 58.9 | 55.1 |
| Avg. Dist. to Rail [m] | 8.4 | 2.4 | 4.1 | 4.3 | 4.0 | 4.1 | 4.8 | 6.0 |
| Avg. Stride Freq. [Hz] | 2.3 | 2.4 | 2.3 | 2.3 | 2.3 | 2.3 | 2.3 | 2.2 |
| Avg. Stride Length [m] | 6.0 | 7.1 | 6.9 | 6.7 | 6.9 | 7.0 | 6.9 | 6.6 |



Report Created: Sat 31 August 2024 16:55:40 GMT+10 (Note: Timing is based on positional data)

- [] Ranking at each section and finish
- :-:- No data available at this section
- NA No data available