



RACINGSA

Morphettville SA

Race 6: Signs SA Handicap - 1800m

31 August 2024 - 3:15PM



Morphettville

Track Rating: Soft 6, Weather: Overcast, Rail Position: +7m 1200m Chute, +4m Rmdr.

Section								Overall	L1600	L1400	L1200	L1000	L800		
Field Times								1:53.68 (0:13.85)	1:39.83 (0:11.40)	1:28.43 (0:12.23)	1:16.20 (0:12.60)	1:03.60 (0:12.63)	0:50.97 (0:12.83)		
Position	#	Horse/Jockey	Barrier	Top Speed [km/h]	Fastest Section	First 400m								Distance Travelled From Winner [m]	
1	3	MORRYL MORAL Todd Pannell	10	65.4 1800-1600	0:11.35 1600-1400	0:25.26	1:53.68 (0:13.91)	1:39.77 [3] (0:11.35)	1:28.42 [2] (0:12.21)	1:16.21 [1] (0:12.60)	1:03.61 [1] (0:12.67)	0:50.94 [2] (0:12.87)			
2	7	CALL ME VEXATIOUS Callan Murray	14	64.8 1800-1600	0:11.56 1600-1400	0:25.43	1:53.78 (0:13.86)	1:39.92 [2] (0:11.56)	1:28.35 [3] (0:12.21)	1:16.14 [3] (0:12.57)	1:03.56 [3] (0:12.59)	0:50.97 [3] (0:12.72)	+4		
3	13	REBEL CONSORTIUM Jason Holder	12	63.2 1800-1600	0:11.66 1600-1400	0:25.88	1:54.13 (0:14.22)	1:39.91 [6] (0:11.66)	1:28.25 [6] (0:12.31)	1:15.94 [6] (0:12.54)	1:03.40 [7] (0:12.66)	0:50.74 [7] (0:12.56)	+6		
4	11	EXOPIPI Lachlan Neindorf	6	62.2 1800-1600	0:11.79 1600-1400	0:26.24	1:54.18 (0:14.45)	1:39.73 [9] (0:11.79)	1:27.94 [9] (0:12.31)	1:15.63 [9] (0:12.47)	1:03.16 [9] (0:12.64)	0:50.52 [9] (0:12.48)	+8		
5	1	CROWN MINT Alana Livesey	13	62.0 1800-1600	0:11.71 1600-1400	0:26.36	1:54.37 (0:14.65)	1:39.72 [10] (0:11.71)	1:28.01 [10] (0:12.28)	1:15.72 [10] (0:12.61)	1:03.11 [10] (0:12.62)	0:50.49 [10] (0:12.44)	+3		
6	14	SPEC RAIDER Anna Jordsjo	5	64.3 1800-1600	0:11.53 1600-1400	0:25.68	1:54.43 (0:14.15)	1:40.28 [5] (0:11.53)	1:28.75 [5] (0:12.25)	1:16.50 [4] (0:12.52)	1:03.98 [5] (0:12.63)	0:51.35 [5] (0:12.72)	+6		
7	4	BONNIE GANGSTER Dom Tourneur	4	61.9 1800-1600	0:11.71 1600-1400	0:26.06	1:54.77 (0:14.35)	1:40.42 [8] (0:11.71)	1:28.71 [8] (0:12.30)	1:16.41 [8] (0:12.66)	1:03.75 [8] (0:12.56)	0:51.18 [8] (0:12.69)	+0		
8	8	DELTA TANGO Ben Price	1	62.5 1800-1600	0:11.73 1600-1400	0:26.01	1:55.32 (0:14.28)	1:41.04 [7] (0:11.73)	1:29.31 [7] (0:12.28)	1:17.03 [7] (0:12.41)	1:04.62 [6] (0:12.46)	0:52.16 [6] (0:12.86)	-1		
9	9	FLYWAY Craig Newitt	2	62.7 1800-1600	0:11.59 1600-1400	0:25.65	1:57.51 (0:14.06)	1:43.45 [4] (0:11.59)	1:31.86 [4] (0:12.31)	1:19.55 [5] (0:12.45)	1:07.10 [4] (0:12.49)	0:54.61 [4] (0:12.92)	+0		
10	10	JAMROCK Sairyn Fawke	7	64.6 1800-1600	0:11.40 1600-1400	0:25.24	2:00.37 (0:13.84)	1:46.53 [1] (0:11.40)	1:35.13 [1] (0:12.31)	1:22.82 [2] (0:12.53)	1:10.29 [2] (0:12.62)	0:57.67 [1] (0:13.05)	-4		

Scratched: Exalted Ruth (#2), Fretta (#5), Zilzie Lad (#6), Blue Special (#12), Sesar (#15)

- [] Position in running at each section and finish
- #: Saddle cloth number
- :-:-- No data available at this section
- DNF Did not finish
- NA No data available
- DNT Did not track
- █ Background shading for fastest section



RACINGSA

Morphettville SA
Race 6: Signs SA Handicap - 1800m
31 August 2024 - 3:15PM



Morphettville

Track Rating: Soft 6, Weather: Overcast, Rail Position: +7m 1200m Chute, +4m Rmdr.

Section
Field Times

L600 0:38.15 (0:12.55)
L400 0:25.60 (0:12.54)
L200 0:13.06 (0:13.06)

Position	#	Horse/Jockey	Barrier	Top Speed [km/h]	Fastest Section	First 400m	L600	L400	L200	Margin	Distance Travelled From Winner [m]
1	3	MORRYL MORAL Todd Pannell	10	65.4 1800-1600	0:11.35 1600-1400	0:25.26	0:38.07 [2] (0:12.47)	0:25.60 [1] (0:12.56)	0:13.03 [2] (0:13.03)	1:53.68	
2	7	CALL ME VEXATIOUS Callan Murray	14	64.8 1800-1600	0:11.56 1600-1400	0:25.43	0:38.25 [1] (0:12.56)	0:25.68 [2] (0:12.51)	0:13.17 [1] (0:13.17)	0.6L	+4
3	13	REBEL CONSORTIUM Jason Holder	12	63.2 1800-1600	0:11.66 1600-1400	0:25.88	0:38.17 [6] (0:12.56)	0:25.60 [5] (0:12.60)	0:13.00 [4] (0:13.00)	2.8L	+6
4	11	EXOPIPI Lachlan Neindorf	6	62.2 1800-1600	0:11.79 1600-1400	0:26.24	0:38.04 [8] (0:12.86)	0:25.18 [7] (0:12.40)	0:12.78 [5] (0:12.78)	3.1L	+8
5	1	CROWN MINT Alana Livesey	13	62.0 1800-1600	0:11.71 1600-1400	0:26.36	0:38.05 [10] (0:12.76)	0:25.29 [8] (0:12.38)	0:12.91 [6] (0:12.91)	4.2L	+3
6	14	SPEC RAIDER Anna Jordsjo	5	64.3 1800-1600	0:11.53 1600-1400	0:25.68	0:38.63 [4] (0:12.64)	0:25.99 [3] (0:12.65)	0:13.34 [3] (0:13.34)	4.6L	+6
7	4	BONNIE GANGSTER Dom Tourneur	4	61.9 1800-1600	0:11.71 1600-1400	0:26.06	0:38.49 [9] (0:13.00)	0:25.49 [9] (0:12.38)	0:13.11 [9] (0:13.11)	6.7L	+0
8	8	DELTA TANGO Ben Price	1	62.5 1800-1600	0:11.73 1600-1400	0:26.01	0:39.30 [7] (0:12.76)	0:26.54 [6] (0:12.74)	0:13.80 [7] (0:13.80)	10.1L	-1
9	9	FLYWAY Craig Newitt	2	62.7 1800-1600	0:11.59 1600-1400	0:25.65	0:41.69 [5] (0:12.64)	0:29.05 [4] (0:13.14)	0:15.91 [8] (0:15.91)	23.6L	+0
10	10	JAMROCK Sairyn Fawke	7	64.6 1800-1600	0:11.40 1600-1400	0:25.24	0:44.62 [3] (0:13.67)	0:30.95 [10] (0:14.56)	0:16.39 [10] (0:16.39)	41.3L	-4

Scratched: Exalted Ruth (#2), Fretta (#5), Zilzie Lad (#6), Blue Special (#12), Sesar (#15)

- [] Position in running at each section and finish
- #: Saddle cloth number
- No data available at this section
- DNF Did not finish
- NA No data available
- DNT Did not track
- █ Background shading for fastest section

Horse/Jockey Name	MORRYL MORAL/Todd Pannell
Finish Rank	1
Fastest Section Time (Section)	0:11.35 (L1600)
Top Speed [km/h] (Section)	65.4 (Overall)
Race State	Finished



Morphettville SA - Professional

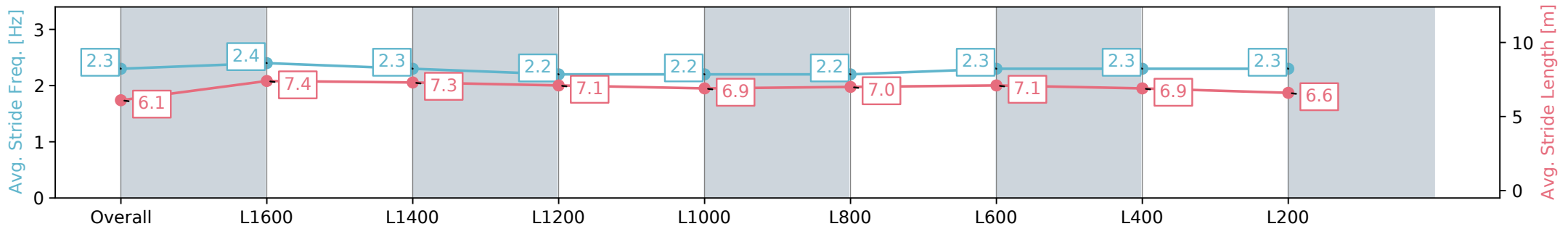
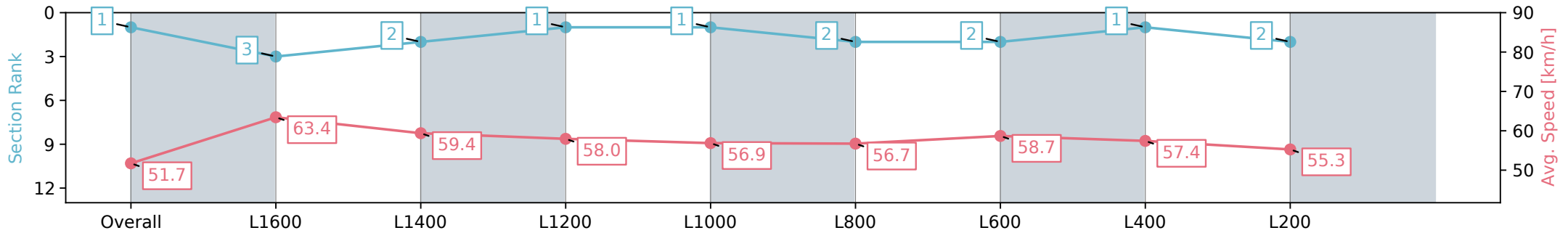
Race 6: Signs SA Handicap - 1800m

31 August 2024 - 3:15PM

Track Rating: Soft 6, Weather: Overcast, Rail Position: +7m 1200m
Chute, +4m Rmdr.



Section	Overall	L1600	L1400	L1200	L1000	L800	L600	L400	L200
Section Times	1:53.68 [1] (0:13.91)	1:39.77 [3] (0:11.35)	1:28.42 [2] (0:12.21)	1:16.21 [1] (0:12.60)	1:03.61 [1] (0:12.67)	0:50.94 [2] (0:12.87)	0:38.07 [2] (0:12.47)	0:25.60 [1] (0:12.56)	0:13.03 [2] (0:13.03)
Average Speed [km/h]	51.7	63.4	59.4	58.0	56.9	56.7	58.7	57.4	55.3
Top Speed [km/h]	64.4	65.4	60.8	59.4	57.5	57.5	59.7	58.2	59.5
Avg. Dist. to Rail [m]	6.9	2.6	1.9	3.6	4.3	3.9	3.1	3.0	4.2
Avg. Stride Freq. [Hz]	2.3	2.4	2.3	2.2	2.2	2.2	2.3	2.3	2.3
Avg. Stride Length [m]	6.1	7.4	7.3	7.1	6.9	7.0	7.1	6.9	6.6



- [] Ranking at each section and finish
- :-:- No data available at this section
- NA No data available

Horse/Jockey Name	CALL ME VEXATIOUS/Callan Murray
Finish Rank	2
Fastest Section Time (Section)	0:11.56 (L1600)
Top Speed [km/h] (Section)	64.8 (Overall)
Race State	Finished



Morphettville SA - Professional

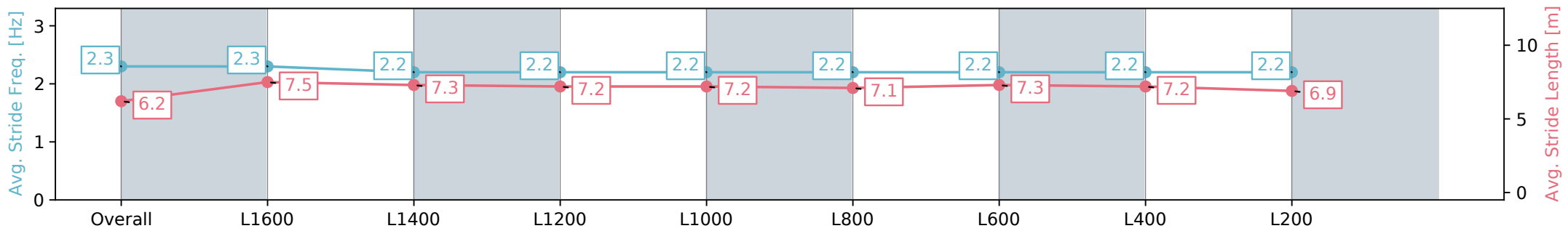
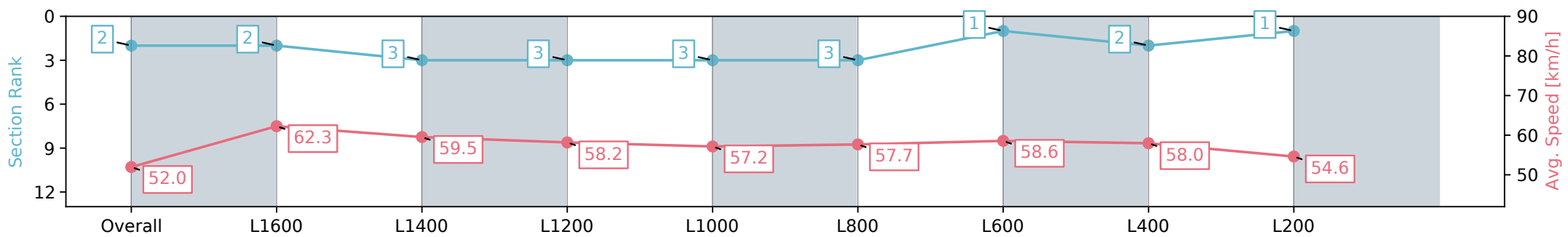
Race 6: Signs SA Handicap - 1800m

31 August 2024 - 3:15PM

Track Rating: Soft 6, Weather: Overcast, Rail Position: +7m 1200m
Chute, +4m Rmdr.



Section	Overall	L1600	L1400	L1200	L1000	L800	L600	L400	L200
Section Times	1:53.78 [2] (0:13.86)	1:39.92 [2] (0:11.56)	1:28.35 [3] (0:12.21)	1:16.14 [3] (0:12.57)	1:03.56 [3] (0:12.59)	0:50.97 [3] (0:12.72)	0:38.25 [1] (0:12.56)	0:25.68 [2] (0:12.51)	0:13.17 [1] (0:13.17)
Average Speed [km/h]	52.0	62.3	59.5	58.2	57.2	57.7	58.6	58.0	54.6
Top Speed [km/h]	64.6	64.8	60.9	59.5	58.2	58.5	59.1	58.8	56.6
Avg. Dist. to Rail [m]	9.3	3.8	2.5	4.3	4.5	4.8	4.3	4.8	4.9
Avg. Stride Freq. [Hz]	2.3	2.3	2.2	2.2	2.2	2.2	2.2	2.2	2.2
Avg. Stride Length [m]	6.2	7.5	7.3	7.2	7.2	7.1	7.3	7.2	6.9



[] Ranking at each section and finish
 -:-:- No data available at this section
 NA No data available

Horse/Jockey Name	REBEL CONSORTIUM/Jason Holder
Finish Rank	3
Fastest Section Time (Section)	0:11.66 (L1600)
Top Speed [km/h] (Section)	63.2 (Overall)
Race State	Finished



Morphettville SA - Professional

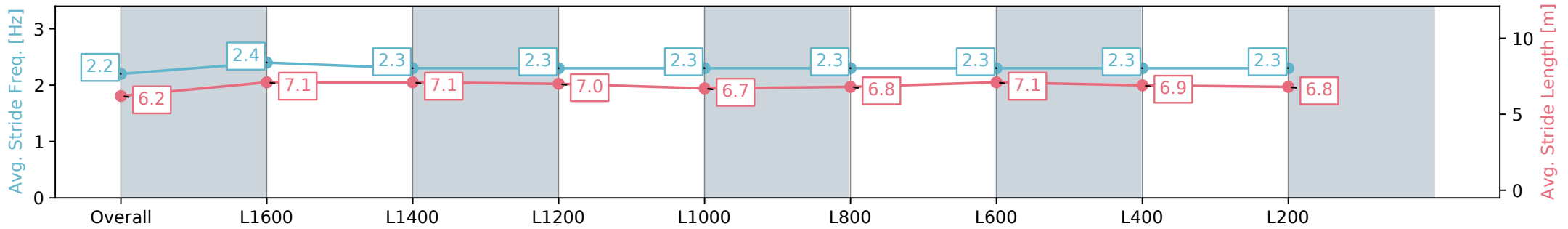
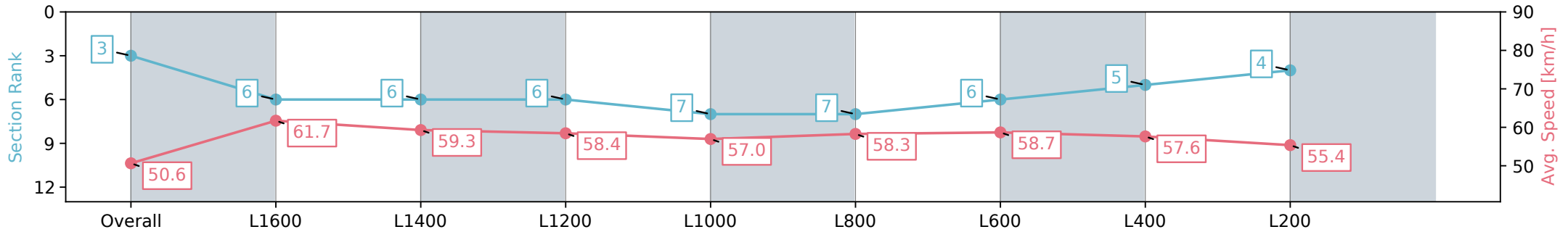
Race 6: Signs SA Handicap - 1800m

31 August 2024 - 3:15PM

Track Rating: Soft 6, Weather: Overcast, Rail Position: +7m 1200m
Chute, +4m Rmdr.



Section	Overall	L1600	L1400	L1200	L1000	L800	L600	L400	L200
Section Times	1:54.13 [3] (0:14.22)	1:39.91 [6] (0:11.66)	1:28.25 [6] (0:12.31)	1:15.94 [6] (0:12.54)	1:03.40 [7] (0:12.66)	0:50.74 [7] (0:12.56)	0:38.17 [6] (0:12.56)	0:25.60 [5] (0:12.60)	0:13.00 [4] (0:13.00)
Average Speed [km/h]	50.6	61.7	59.3	58.4	57.0	58.3	58.7	57.6	55.4
Top Speed [km/h]	63.2	62.6	61.0	60.3	57.8	59.2	60.1	58.5	57.0
Avg. Dist. to Rail [m]	6.9	3.0	3.3	5.0	4.7	4.7	4.5	6.7	7.4
Avg. Stride Freq. [Hz]	2.2	2.4	2.3	2.3	2.3	2.3	2.3	2.3	2.3
Avg. Stride Length [m]	6.2	7.1	7.1	7.0	6.7	6.8	7.1	6.9	6.8



- [] Ranking at each section and finish
- :-:- No data available at this section
- NA No data available

Horse/Jockey Name	EXOPIPI/Lachlan Neindorf
Finish Rank	4
Fastest Section Time (Section)	0:11.79 (L1600)
Top Speed [km/h] (Section)	62.2 (Overall)
Race State	Finished



Morphettville SA - Professional

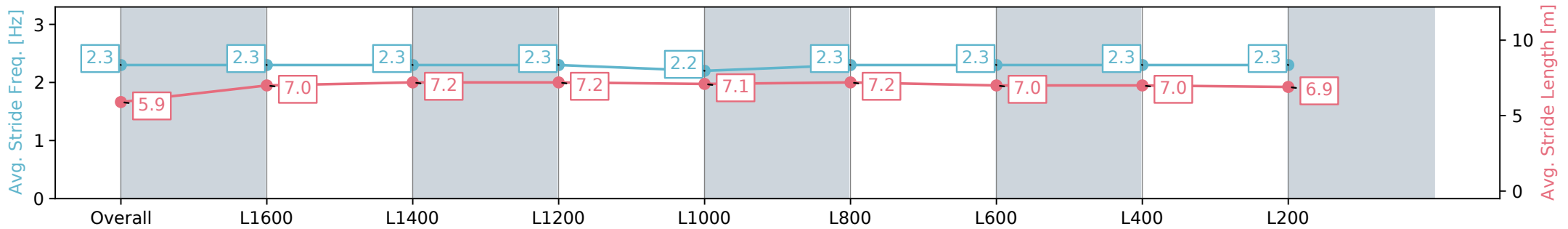
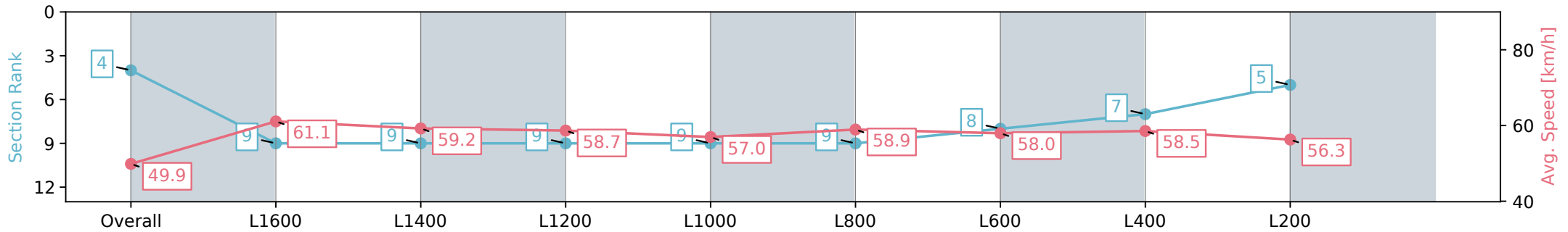
Race 6: Signs SA Handicap - 1800m

31 August 2024 - 3:15PM

Track Rating: Soft 6, Weather: Overcast, Rail Position: +7m 1200m
Chute, +4m Rmdr.



Section	Overall	L1600	L1400	L1200	L1000	L800	L600	L400	L200
Section Times	1:54.18 [4] (0:14.45)	1:39.73 [9] (0:11.79)	1:27.94 [9] (0:12.31)	1:15.63 [9] (0:12.47)	1:03.16 [9] (0:12.64)	0:50.52 [9] (0:12.48)	0:38.04 [8] (0:12.86)	0:25.18 [7] (0:12.40)	0:12.78 [5] (0:12.78)
Average Speed [km/h]	49.9	61.1	59.2	58.7	57.0	58.9	58.0	58.5	56.3
Top Speed [km/h]	62.2	61.3	60.6	59.8	57.4	59.7	58.7	59.9	58.4
Avg. Dist. to Rail [m]	4.7	2.7	2.9	4.3	4.7	5.4	6.7	7.3	9.5
Avg. Stride Freq. [Hz]	2.3	2.3	2.3	2.3	2.2	2.3	2.3	2.3	2.3
Avg. Stride Length [m]	5.9	7.0	7.2	7.2	7.1	7.2	7.0	7.0	6.9



- [] Ranking at each section and finish
- :-:- No data available at this section
- NA No data available

Horse/Jockey Name	CROWN MINT/Alana Livesey
Finish Rank	5
Fastest Section Time (Section)	0:11.71 (L1600)
Top Speed [km/h] (Section)	62.0 (Overall)
Race State	Finished



Morphettville SA - Professional

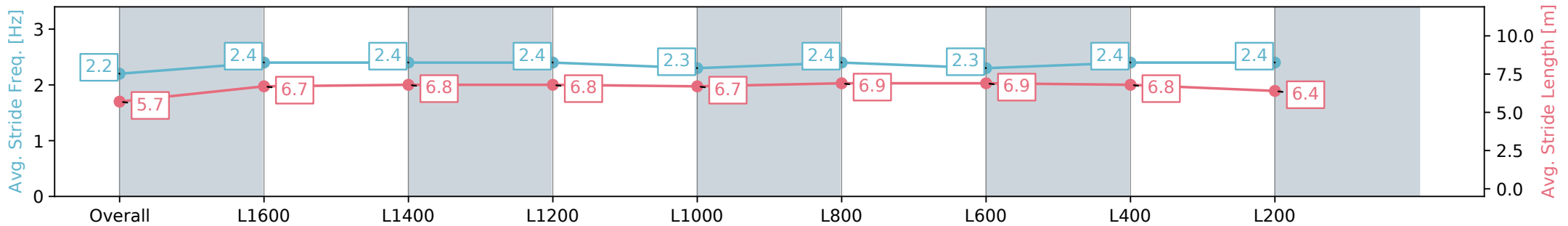
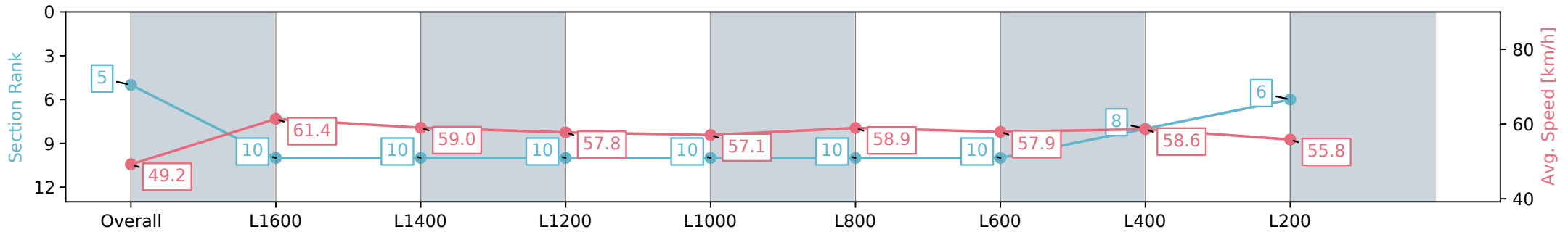
Race 6: Signs SA Handicap - 1800m

31 August 2024 - 3:15PM

Track Rating: Soft 6, Weather: Overcast, Rail Position: +7m 1200m
Chute, +4m Rmdr.



Section	Overall	L1600	L1400	L1200	L1000	L800	L600	L400	L200
Section Times	1:54.37 [5] (0:14.65)	1:39.72 [10] (0:11.71)	1:28.01 [10] (0:12.28)	1:15.72 [10] (0:12.61)	1:03.11 [10] (0:12.62)	0:50.49 [10] (0:12.44)	0:38.05 [10] (0:12.76)	0:25.29 [8] (0:12.38)	0:12.91 [6] (0:12.91)
Average Speed [km/h]	49.2	61.4	59.0	57.8	57.1	58.9	57.9	58.6	55.8
Top Speed [km/h]	62.0	61.9	61.1	59.0	58.0	60.2	59.2	59.7	58.7
Avg. Dist. to Rail [m]	5.5	1.7	1.4	3.9	4.2	4.1	5.1	7.4	8.7
Avg. Stride Freq. [Hz]	2.2	2.4	2.4	2.4	2.3	2.4	2.3	2.4	2.4
Avg. Stride Length [m]	5.7	6.7	6.8	6.8	6.7	6.9	6.9	6.8	6.4



- [] Ranking at each section and finish
- :-:- No data available at this section
- NA No data available

Horse/Jockey Name	SPEC RAIDER/Anna Jordsjo
Finish Rank	6
Fastest Section Time (Section)	0:11.53 (L1600)
Top Speed [km/h] (Section)	64.3 (Overall)
Race State	Finished



Morphettville SA - Professional

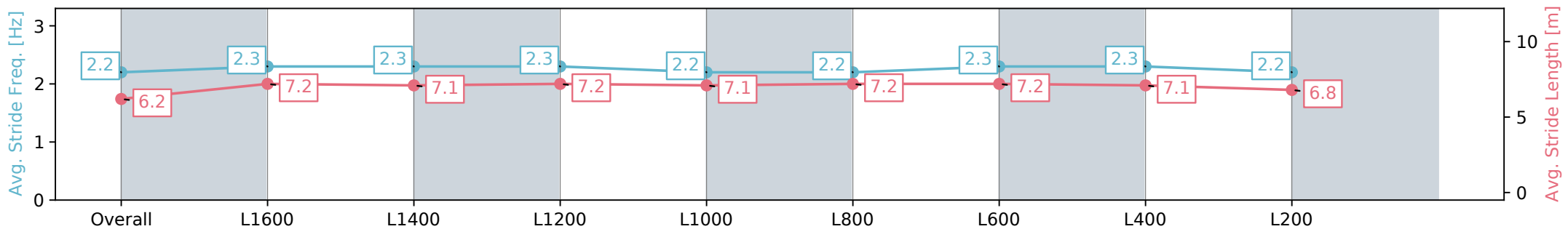
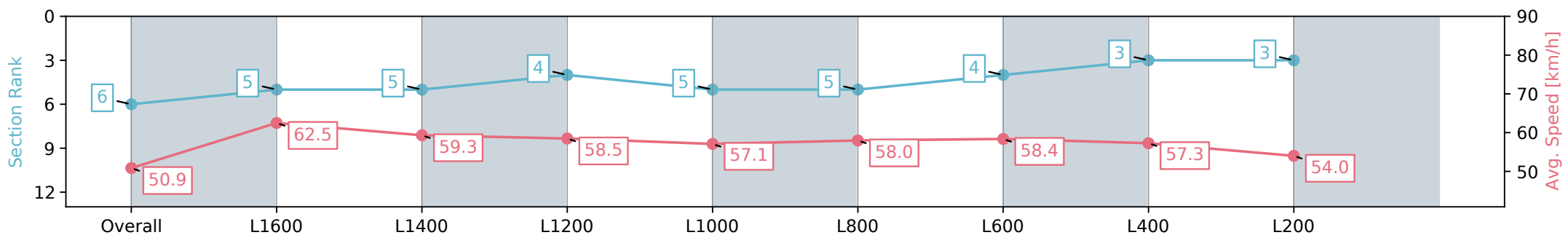
Race 6: Signs SA Handicap - 1800m

31 August 2024 - 3:15PM

Track Rating: Soft 6, Weather: Overcast, Rail Position: +7m 1200m
Chute, +4m Rmdr.



Section	Overall	L1600	L1400	L1200	L1000	L800	L600	L400	L200
Section Times	1:54.43 [6] (0:14.15)	1:40.28 [5] (0:11.53)	1:28.75 [5] (0:12.25)	1:16.50 [4] (0:12.52)	1:03.98 [5] (0:12.63)	0:51.35 [5] (0:12.72)	0:38.63 [4] (0:12.64)	0:25.99 [3] (0:12.65)	0:13.34 [3] (0:13.34)
Average Speed [km/h]	50.9	62.5	59.3	58.5	57.1	58.0	58.4	57.3	54.0
Top Speed [km/h]	63.4	64.3	60.8	59.7	58.3	58.7	58.7	58.0	56.2
Avg. Dist. to Rail [m]	3.9	1.9	2.3	4.8	5.6	6.2	4.9	5.2	5.4
Avg. Stride Freq. [Hz]	2.2	2.3	2.3	2.3	2.2	2.2	2.3	2.3	2.2
Avg. Stride Length [m]	6.2	7.2	7.1	7.2	7.1	7.2	7.2	7.1	6.8



Report Created: Sat 31 August 2024 16:07:09 GMT+10 (Note: Timing is based on positional data)

[] Ranking at each section and finish
 -:-:- No data available at this section
 NA No data available



Horse/Jockey Name	BONNIE GANGSTER/Dom Tourneur
Finish Rank	7
Fastest Section Time (Section)	0:11.71 (L1600)
Top Speed [km/h] (Section)	61.9 (Overall)
Race State	Finished



Morphettville SA - Professional

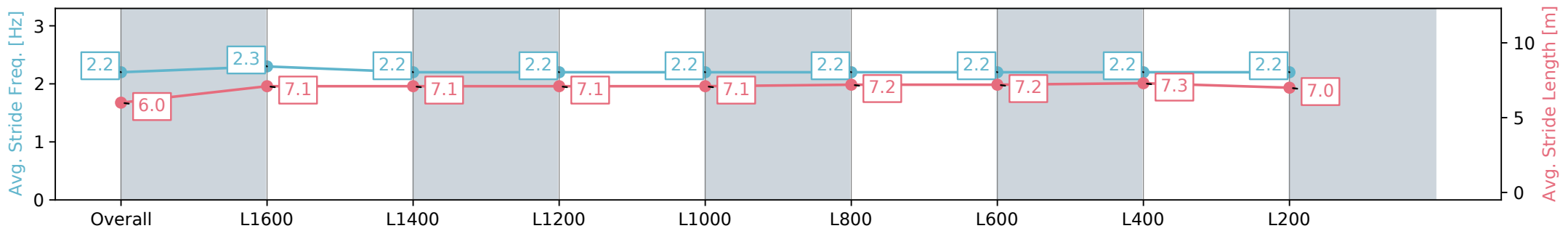
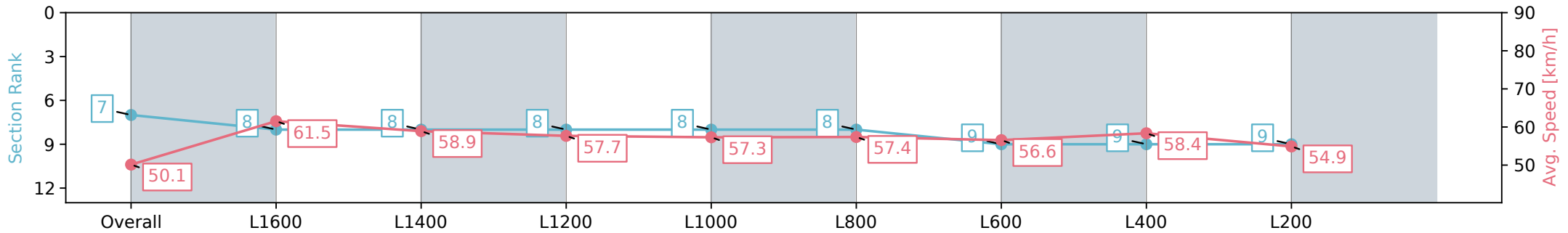
Race 6: Signs SA Handicap - 1800m

31 August 2024 - 3:15PM

Track Rating: Soft 6, Weather: Overcast, Rail Position: +7m 1200m
Chute, +4m Rmdr.



Section	Overall	L1600	L1400	L1200	L1000	L800	L600	L400	L200
Section Times	1:54.77 [7] (0:14.35)	1:40.42 [8] (0:11.71)	1:28.71 [8] (0:12.30)	1:16.41 [8] (0:12.66)	1:03.75 [8] (0:12.56)	0:51.18 [8] (0:12.69)	0:38.49 [9] (0:13.00)	0:25.49 [9] (0:12.38)	0:13.11 [9] (0:13.11)
Average Speed [km/h]	50.1	61.5	58.9	57.7	57.3	57.4	56.6	58.4	54.9
Top Speed [km/h]	61.5	61.9	61.2	58.4	57.7	58.0	58.0	59.6	58.0
Avg. Dist. to Rail [m]	3.1	1.6	1.9	3.8	3.6	3.1	3.6	3.0	2.9
Avg. Stride Freq. [Hz]	2.2	2.3	2.2	2.2	2.2	2.2	2.2	2.2	2.2
Avg. Stride Length [m]	6.0	7.1	7.1	7.1	7.1	7.2	7.2	7.3	7.0



[] Ranking at each section and finish
 -:-:- No data available at this section
 NA No data available

Horse/Jockey Name	DELTA TANGO/Ben Price
Finish Rank	8
Fastest Section Time (Section)	0:11.73 (L1600)
Top Speed [km/h] (Section)	62.5 (Overall)
Race State	Finished



Morphettville SA - Professional

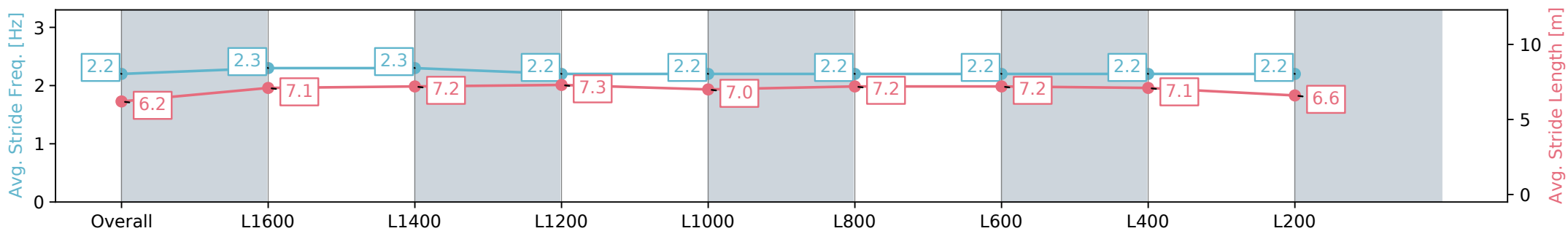
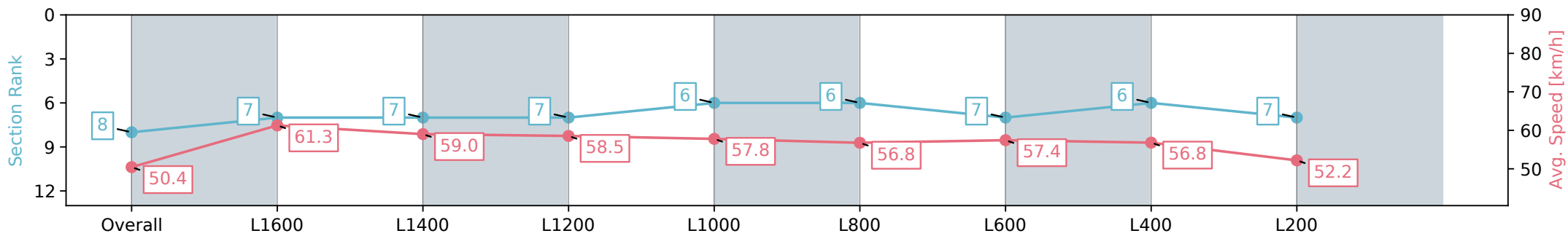
Race 6: Signs SA Handicap - 1800m

31 August 2024 - 3:15PM

Track Rating: Soft 6, Weather: Overcast, Rail Position: +7m 1200m
Chute, +4m Rmdr.



Section	Overall	L1600	L1400	L1200	L1000	L800	L600	L400	L200
Section Times	1:55.32 [8] (0:14.28)	1:41.04 [7] (0:11.73)	1:29.31 [7] (0:12.28)	1:17.03 [7] (0:12.41)	1:04.62 [6] (0:12.46)	0:52.16 [6] (0:12.86)	0:39.30 [7] (0:12.76)	0:26.54 [6] (0:12.74)	0:13.80 [7] (0:13.80)
Average Speed [km/h]	50.4	61.3	59.0	58.5	57.8	56.8	57.4	56.8	52.2
Top Speed [km/h]	61.0	62.5	61.8	59.7	58.6	57.3	57.9	57.4	55.5
Avg. Dist. to Rail [m]	1.3	0.6	1.2	2.7	3.1	3.3	3.3	4.6	4.8
Avg. Stride Freq. [Hz]	2.2	2.3	2.3	2.2	2.2	2.2	2.2	2.2	2.2
Avg. Stride Length [m]	6.2	7.1	7.2	7.3	7.0	7.2	7.2	7.1	6.6



- [] Ranking at each section and finish
- :-:- No data available at this section
- NA No data available

Horse/Jockey Name	FLYWAY/Craig Newitt
Finish Rank	9
Fastest Section Time (Section)	0:11.59 (L1600)
Top Speed [km/h] (Section)	62.7 (Overall)
Race State	Finished



Morphettville SA - Professional

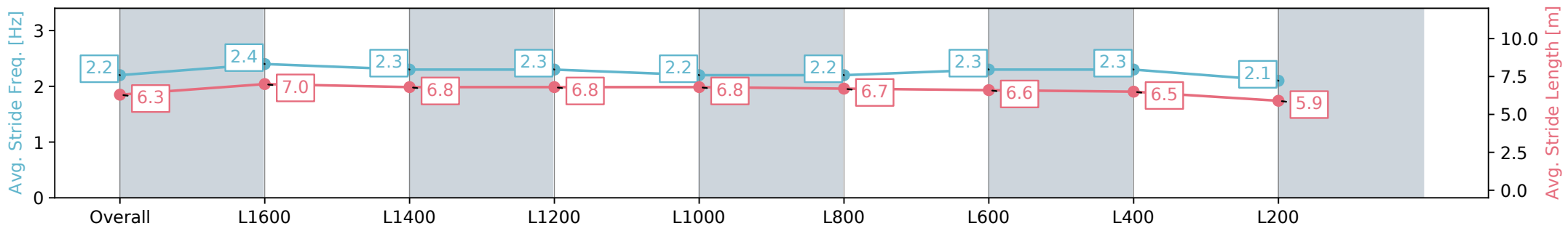
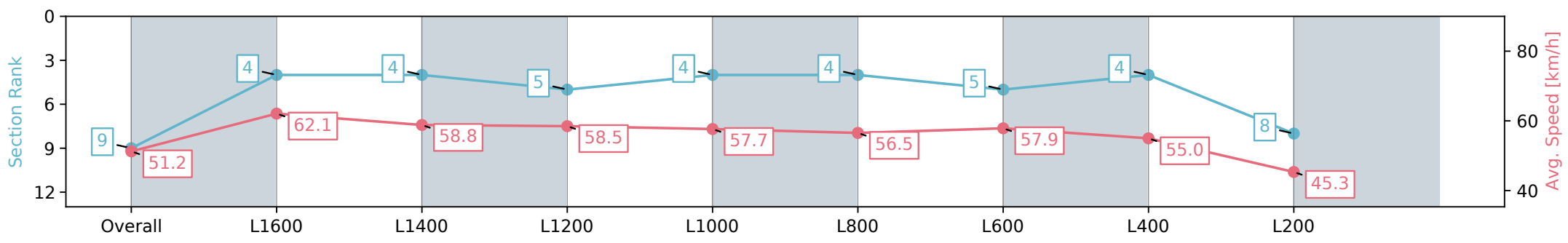
Race 6: Signs SA Handicap - 1800m

31 August 2024 - 3:15PM

Track Rating: Soft 6, Weather: Overcast, Rail Position: +7m 1200m
Chute, +4m Rmdr.



Section	Overall	L1600	L1400	L1200	L1000	L800	L600	L400	L200
Section Times	1:57.51 [9] (0:14.06)	1:43.45 [4] (0:11.59)	1:31.86 [4] (0:12.31)	1:19.55 [5] (0:12.45)	1:07.10 [4] (0:12.49)	0:54.61 [4] (0:12.92)	0:41.69 [5] (0:12.64)	0:29.05 [4] (0:13.14)	0:15.91 [8] (0:15.91)
Average Speed [km/h]	51.2	62.1	58.8	58.5	57.7	56.5	57.9	55.0	45.3
Top Speed [km/h]	62.0	62.7	60.8	59.2	58.4	57.7	58.4	56.6	52.9
Avg. Dist. to Rail [m]	2.7	1.0	1.2	3.1	3.3	3.6	3.2	4.1	5.0
Avg. Stride Freq. [Hz]	2.2	2.4	2.3	2.3	2.2	2.2	2.3	2.3	2.1
Avg. Stride Length [m]	6.3	7.0	6.8	6.8	6.8	6.7	6.6	6.5	5.9



[] Ranking at each section and finish
 -:-:- No data available at this section
 NA No data available

Horse/Jockey Name	JAMROCK/Sairyn Fawke
Finish Rank	10
Fastest Section Time (Section)	0:11.40 (L1600)
Top Speed [km/h] (Section)	64.6 (Overall)
Race State	Finished



Morphettville SA - Professional

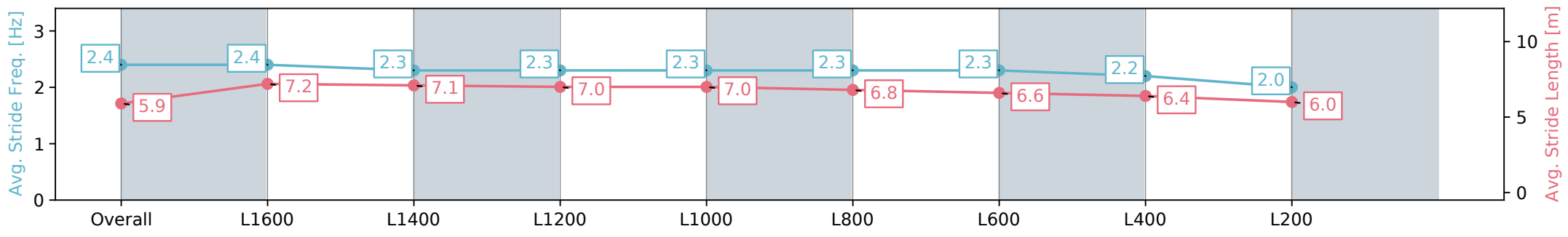
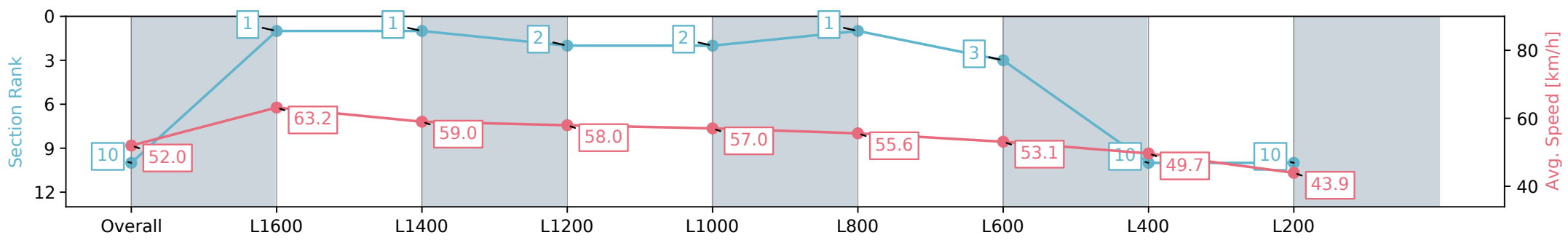
Race 6: Signs SA Handicap - 1800m

31 August 2024 - 3:15PM

Track Rating: Soft 6, Weather: Overcast, Rail Position: +7m 1200m
Chute, +4m Rmdr.



Section	Overall	L1600	L1400	L1200	L1000	L800	L600	L400	L200
Section Times	2:00.37 [10] (0:13.84)	1:46.53 [1] (0:11.40)	1:35.13 [1] (0:12.31)	1:22.82 [2] (0:12.53)	1:10.29 [2] (0:12.62)	0:57.67 [1] (0:13.05)	0:44.62 [3] (0:13.67)	0:30.95 [10] (0:14.56)	0:16.39 [10] (0:16.39)
Average Speed [km/h]	52.0	63.2	59.0	58.0	57.0	55.6	53.1	49.7	43.9
Top Speed [km/h]	64.6	64.6	60.1	59.1	57.5	56.7	54.7	51.7	47.3
Avg. Dist. to Rail [m]	5.5	2.8	2.2	2.3	2.8	2.1	1.7	2.4	5.8
Avg. Stride Freq. [Hz]	2.4	2.4	2.3	2.3	2.3	2.3	2.3	2.2	2.0
Avg. Stride Length [m]	5.9	7.2	7.1	7.0	7.0	6.8	6.6	6.4	6.0



Report Created: Sat 31 August 2024 16:07:13 GMT+10 (Note: Timing is based on positional data)

[] Ranking at each section and finish
 -:-:- No data available at this section
 NA No data available