



RACINGSA

# Morphettville SA

## Race 5: Sportsbet Jockey Watch Handicap - 1200m

31 August 2024 - 2:37PM



Morphettville

Track Rating: Soft 6, Weather: Overcast, Rail Position: +7m 1200m Chute, +4m Rmdr.

Section Field Times							Overall	L1000	L800	L600	L400	L200		
							1:12.43 (0:13.91)	0:58.52 (0:11.08)	0:47.44 (0:11.32)	0:36.12 (0:11.84)	0:24.27 (0:11.93)	0:12.35 (0:12.35)		
Position	#	Horse/Jockey	Barrier	Top Speed [km/h]	Fastest Section	First 400m						Margin	Distance Travelled From Winner [m]	
1	3	<b>JACK THE LAD</b> Rochelle Milnes	11	65.2 1000-800	0:11.39 1000-800	0:25.63	1:12.43 (0:14.24)	0:58.19 [6] (0:11.39)	0:46.80 [6] (0:11.42)	0:35.38 [6] (0:11.71)	0:23.67 [7] (0:11.54)	0:12.13 [4] (0:12.13)	1:12.43	
2	4	<b>KLABEL</b> Taylor Johnstone	9	65.2 1000-800	0:11.25 1000-800	0:25.25	1:12.45 (0:14.00)	0:58.45 [3] (0:11.25)	0:47.20 [4] (0:11.38)	0:35.82 [3] (0:11.76)	0:24.06 [3] (0:11.69)	0:12.37 [1] (0:12.37)	0.1L	+0
3	2	<b>HE'S OUR BONNEVAL</b> Todd Pannell	5	65.5 800-600	0:11.39 800-600	0:25.87	1:12.68 (0:14.44)	0:58.24 [8] (0:11.43)	0:46.81 [9] (0:11.39)	0:35.42 [8] (0:11.39)	0:24.03 [5] (0:11.56)	0:12.47 [2] (0:12.47)	1.6L	-4
4	11	<b>CLASSY KENNY</b> Sairyn Fawke	10	66.0 1000-800	0:11.26 1000-800	0:25.87	1:12.73 (0:14.61)	0:58.12 [9] (0:11.26)	0:46.86 [8] (0:11.44)	0:35.42 [9] (0:11.56)	0:23.85 [8] (0:11.65)	0:12.20 [7] (0:12.20)	1.9L	-2
5	6	<b>ALL BEANS</b> Margaret Collett	6	65.3 1200-1000	0:11.15 1000-800	0:25.07	1:12.74 (0:13.92)	0:58.82 [2] (0:11.15)	0:47.67 [2] (0:11.43)	0:36.24 [2] (0:11.82)	0:24.42 [2] (0:11.90)	0:12.52 [3] (0:12.52)	1.9L	+0
6	7	<b>TAPINFORPAR</b> Craig Newitt	4	65.4 1200-1000	0:11.28 1000-800	0:26.11	1:12.82 (0:14.83)	0:57.99 [10] (0:11.28)	0:46.71 [10] (0:11.51)	0:35.20 [10] (0:11.50)	0:23.70 [10] (0:11.49)	0:12.21 [8] (0:12.21)	2.4L	-1
7	5	<b>OCEAN REWARD</b> Jake Toeroek	7	65.2 1000-800	0:11.31 800-600	0:25.68	1:12.85 (0:14.26)	0:58.59 [7] (0:11.42)	0:47.17 [7] (0:11.31)	0:35.86 [5] (0:11.71)	0:24.15 [6] (0:11.73)	0:12.42 [5] (0:12.42)	2.6L	-3
8	1	<b>STRUCK BY</b> Alana Livesey	3	65.9 1000-800	0:11.08 1000-800	0:24.99	1:13.67 (0:13.91)	0:59.75 [1] (0:11.08)	0:48.67 [1] (0:11.32)	0:37.35 [1] (0:11.84)	0:25.51 [1] (0:12.28)	0:13.22 [6] (0:13.22)	7.7L	-2
9	8	<b>SURPRISE COMING</b> Kayla Crowther	2	65.4 1200-1000	0:11.14 1000-800	0:25.24	1:13.72 (0:14.10)	0:59.62 [4] (0:11.14)	0:48.48 [3] (0:11.42)	0:37.06 [4] (0:11.75)	0:25.31 [4] (0:12.21)	0:13.10 [9] (0:13.10)	8.0L	-4
10	9	<b>BALLON D'OR</b> Jacob Opperman	1	64.4 1000-800	0:11.44 1000-800	0:25.61	1:14.06 (0:14.17)	0:59.89 [5] (0:11.44)	0:48.45 [5] (0:11.44)	0:37.01 [6] (0:11.86)	0:25.15 [9] (0:12.10)	0:13.05 [10] (0:13.05)	10.2L	-7

Scratched: Aviatress (#10)

Report Created: Sat 31 August 2024 15:23:52 GMT+10 (Note: Timing is based on positional data)

- [ ] Position in running at each section and finish
- #: Saddle cloth number
- :-:-- No data available at this section
- DNF Did not finish
- NA No data available
- DNT Did not track
- █ Background shading for fastest section

Horse/Jockey Name	JACK THE LAD/Rochelle Milnes
Finish Rank	1
Fastest Section Time (Section)	0:11.39 (L1000)
Top Speed [km/h] (Section)	65.2 (L1000)
Race State	Finished



Morphettville SA - Professional

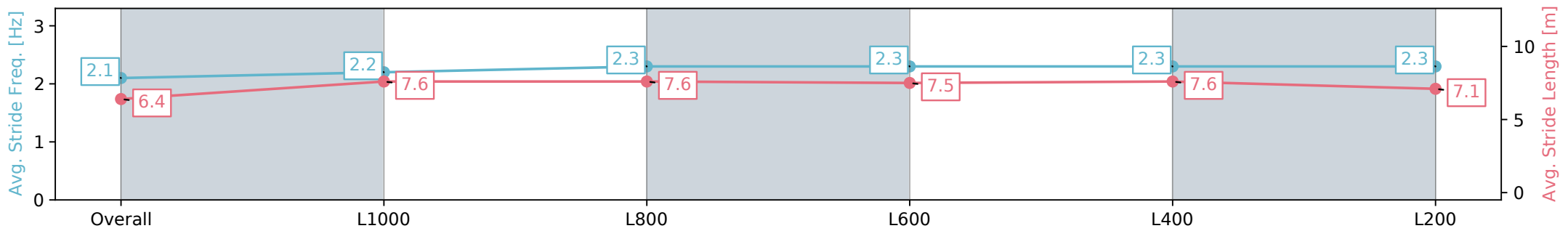
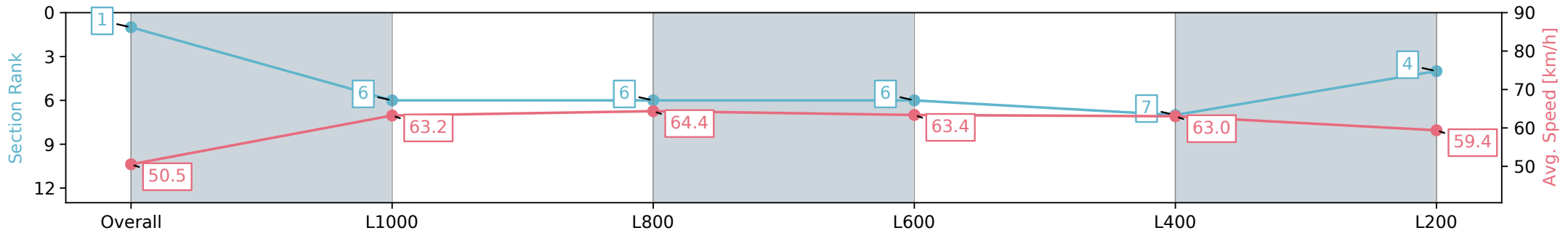
Race 5: Sportsbet Jockey Watch Handicap - 1200m

31 August 2024 - 2:37PM

Track Rating: Soft 6, Weather: Overcast, Rail Position: +7m 1200m  
Chute, +4m Rmdr.



Section	Overall	L1000	L800	L600	L400	L200
Section Times	1:12.43 [1] (0:14.24)	0:58.19 [6] (0:11.39)	0:46.80 [6] (0:11.42)	0:35.38 [6] (0:11.71)	0:23.67 [7] (0:11.54)	0:12.13 [4] (0:12.13)
Average Speed [km/h]	50.5	63.2	64.4	63.4	63.0	59.4
Top Speed [km/h]	64.4	64.0	65.2	64.1	64.1	62.4
Avg. Dist. to Rail [m]	10.2	6.2	5.4	6.0	9.3	9.5
Avg. Stride Freq. [Hz]	2.1	2.2	2.3	2.3	2.3	2.3
Avg. Stride Length [m]	6.4	7.6	7.6	7.5	7.6	7.1



- [ ] Ranking at each section and finish
- :-:- No data available at this section
- NA No data available

Horse/Jockey Name	KLABEL/Taylor Johnstone
Finish Rank	2
Fastest Section Time (Section)	0:11.25 (L1000)
Top Speed [km/h] (Section)	65.2 (L1000)
Race State	Finished



Morphettville SA - Professional

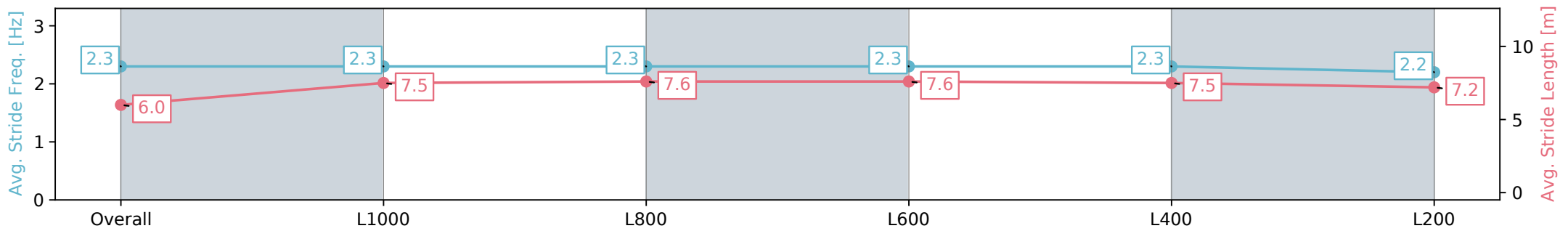
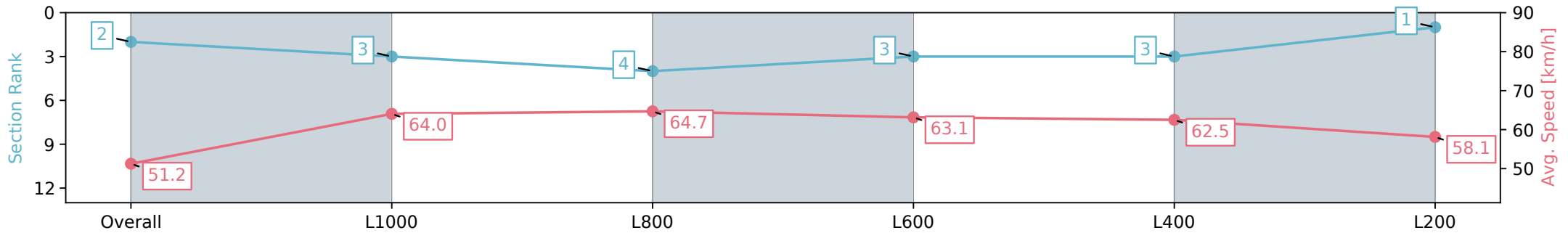
Race 5: Sportsbet Jockey Watch Handicap - 1200m

31 August 2024 - 2:37PM

Track Rating: Soft 6, Weather: Overcast, Rail Position: +7m 1200m  
Chute, +4m Rmdr.



Section	Overall	L1000	L800	L600	L400	L200
Section Times	1:12.45 [2] (0:14.00)	0:58.45 [3] (0:11.25)	0:47.20 [4] (0:11.38)	0:35.82 [3] (0:11.76)	0:24.06 [3] (0:11.69)	0:12.37 [1] (0:12.37)
Average Speed [km/h]	51.2	64.0	64.7	63.1	62.5	58.1
Top Speed [km/h]	63.5	64.6	65.2	64.0	63.2	61.1
Avg. Dist. to Rail [m]	9.0	6.8	5.8	6.4	8.7	4.9
Avg. Stride Freq. [Hz]	2.3	2.3	2.3	2.3	2.3	2.2
Avg. Stride Length [m]	6.0	7.5	7.6	7.6	7.5	7.2



- [ ] Ranking at each section and finish
- :-:- No data available at this section
- NA No data available

Horse/Jockey Name	HE'S OUR BONNEVAL/Todd Pannell
Finish Rank	3
Fastest Section Time (Section)	0:11.39 (L800)
Top Speed [km/h] (Section)	65.5 (L800)
Race State	Finished



Morphettville SA - Professional

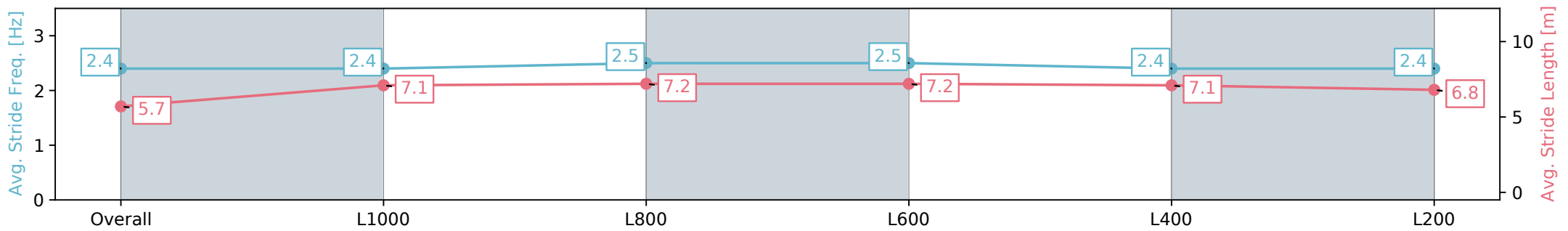
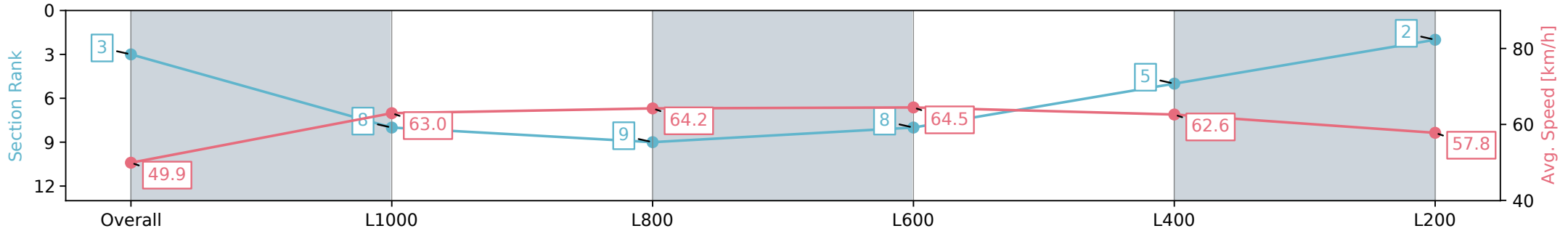
Race 5: Sportsbet Jockey Watch Handicap - 1200m

31 August 2024 - 2:37PM

Track Rating: Soft 6, Weather: Overcast, Rail Position: +7m 1200m  
Chute, +4m Rmdr.



Section	Overall	L1000	L800	L600	L400	L200
Section Times	1:12.68 [3] (0:14.44)	0:58.24 [8] (0:11.43)	0:46.81 [9] (0:11.39)	0:35.42 [8] (0:11.39)	0:24.03 [5] (0:11.56)	0:12.47 [2] (0:12.47)
Average Speed [km/h]	49.9	63.0	64.2	64.5	62.6	57.8
Top Speed [km/h]	64.0	63.8	65.0	65.5	64.1	61.0
Avg. Dist. to Rail [m]	6.1	4.5	3.8	4.1	4.7	3.9
Avg. Stride Freq. [Hz]	2.4	2.4	2.5	2.5	2.4	2.4
Avg. Stride Length [m]	5.7	7.1	7.2	7.2	7.1	6.8



Report Created: Sat 31 August 2024 15:23:55 GMT+10 (Note: Timing is based on positional data)

[ ] Ranking at each section and finish  
 -:-:- No data available at this section  
 NA No data available



Horse/Jockey Name	CLASSY KENNY/Sairyn Fawke
Finish Rank	4
Fastest Section Time (Section)	0:11.26 (L1000)
Top Speed [km/h] (Section)	66.0 (L1000)
Race State	Finished



Morphettville SA - Professional

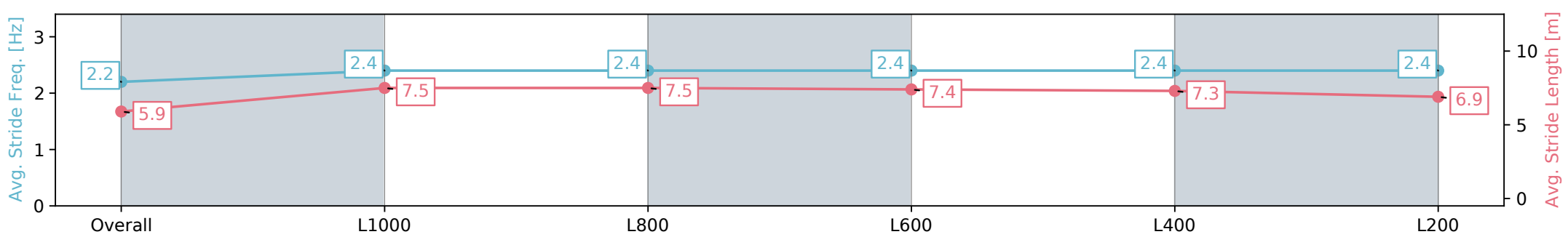
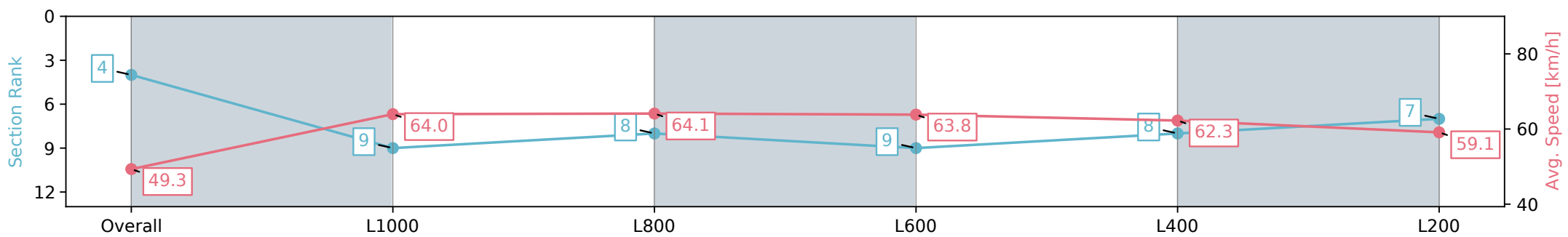
Race 5: Sportsbet Jockey Watch Handicap - 1200m

31 August 2024 - 2:37PM

Track Rating: Soft 6, Weather: Overcast, Rail Position: +7m 1200m  
Chute, +4m Rmdr.



Section	Overall	L1000	L800	L600	L400	L200
Section Times	1:12.73 [4] (0:14.61)	0:58.12 [9] (0:11.26)	0:46.86 [8] (0:11.44)	0:35.42 [9] (0:11.56)	0:23.85 [8] (0:11.65)	0:12.20 [7] (0:12.20)
Average Speed [km/h]	49.3	64.0	64.1	63.8	62.3	59.1
Top Speed [km/h]	63.8	65.2	66.0	65.0	63.7	61.1
Avg. Dist. to Rail [m]	8.9	5.3	4.8	4.8	5.5	3.0
Avg. Stride Freq. [Hz]	2.2	2.4	2.4	2.4	2.4	2.4
Avg. Stride Length [m]	5.9	7.5	7.5	7.4	7.3	6.9



[ ] Ranking at each section and finish  
 -:-:- No data available at this section  
 NA No data available

Horse/Jockey Name	ALL BEANS/Margaret Collett
Finish Rank	5
Fastest Section Time (Section)	0:11.15 (L1000)
Top Speed [km/h] (Section)	65.3 (Overall)
Race State	Finished



Morphettville SA - Professional

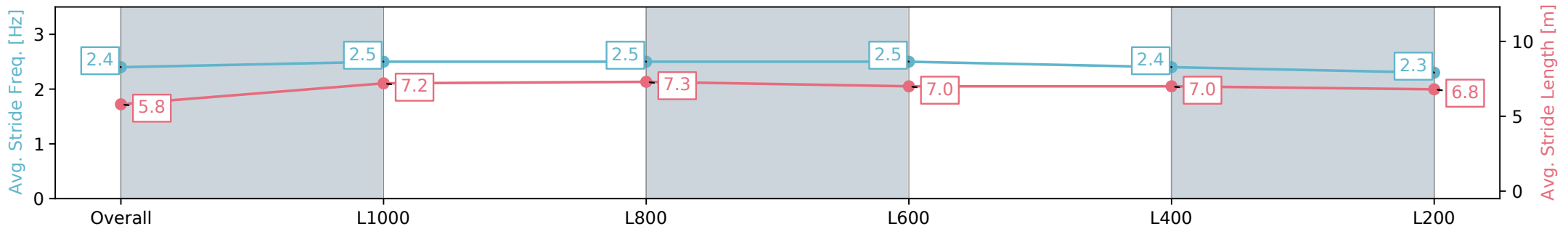
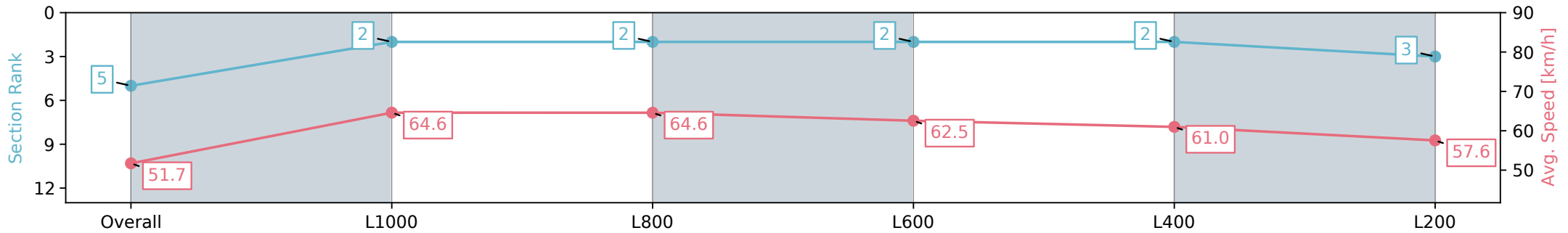
Race 5: Sportsbet Jockey Watch Handicap - 1200m

31 August 2024 - 2:37PM

Track Rating: Soft 6, Weather: Overcast, Rail Position: +7m 1200m  
Chute, +4m Rmdr.



Section	Overall	L1000	L800	L600	L400	L200
Section Times	1:12.74 [5] (0:13.92)	0:58.82 [2] (0:11.15)	0:47.67 [2] (0:11.43)	0:36.24 [2] (0:11.82)	0:24.42 [2] (0:11.90)	0:12.52 [3] (0:12.52)
Average Speed [km/h]	51.7	64.6	64.6	62.5	61.0	57.6
Top Speed [km/h]	65.2	65.3	65.1	64.3	62.8	60.1
Avg. Dist. to Rail [m]	7.2	6.5	6.2	5.6	5.6	4.2
Avg. Stride Freq. [Hz]	2.4	2.5	2.5	2.5	2.4	2.3
Avg. Stride Length [m]	5.8	7.2	7.3	7.0	7.0	6.8



- [ ] Ranking at each section and finish
- :-:- No data available at this section
- NA No data available

Horse/Jockey Name	TAPINFORPAR/Craig Newitt
Finish Rank	6
Fastest Section Time (Section)	0:11.28 (L1000)
Top Speed [km/h] (Section)	65.4 (Overall)
Race State	Finished



Morphettville SA - Professional

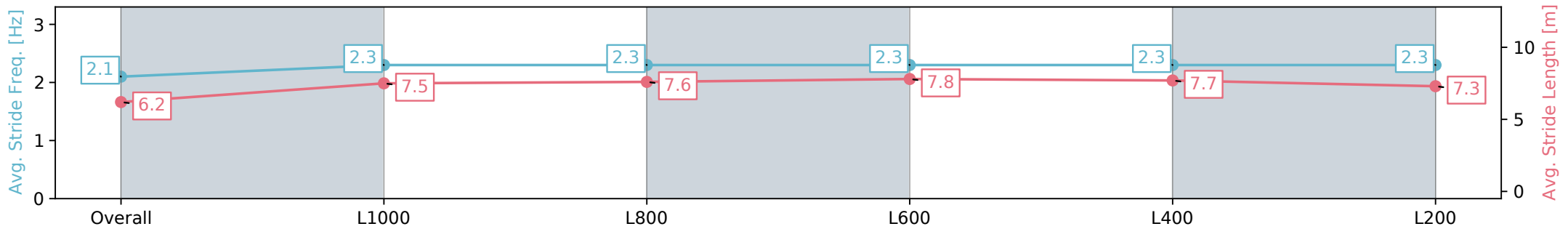
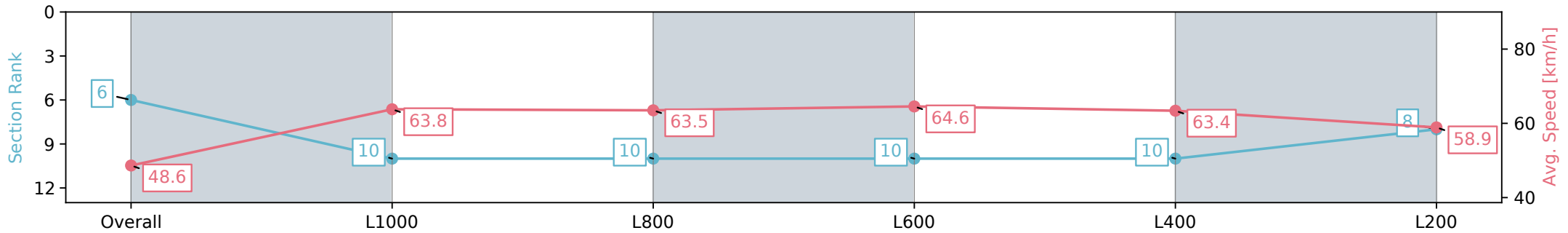
Race 5: Sportsbet Jockey Watch Handicap - 1200m

31 August 2024 - 2:37PM

Track Rating: Soft 6, Weather: Overcast, Rail Position: +7m 1200m  
Chute, +4m Rmdr.



Section	Overall	L1000	L800	L600	L400	L200
Section Times	1:12.82 [6] (0:14.83)	0:57.99 [10] (0:11.28)	0:46.71 [10] (0:11.51)	0:35.20 [10] (0:11.50)	0:23.70 [10] (0:11.49)	0:12.21 [8] (0:12.21)
Average Speed [km/h]	48.6	63.8	63.5	64.6	63.4	58.9
Top Speed [km/h]	64.7	65.4	64.7	65.2	64.5	62.0
Avg. Dist. to Rail [m]	5.5	4.0	4.1	5.8	8.9	9.6
Avg. Stride Freq. [Hz]	2.1	2.3	2.3	2.3	2.3	2.3
Avg. Stride Length [m]	6.2	7.5	7.6	7.8	7.7	7.3



- [ ] Ranking at each section and finish
- :-:- No data available at this section
- NA No data available

Horse/Jockey Name	OCEAN REWARD/Jake Toeroek
Finish Rank	7
Fastest Section Time (Section)	0:11.31 (L800)
Top Speed [km/h] (Section)	65.2 (L1000)
Race State	Finished



Morphettville SA - Professional

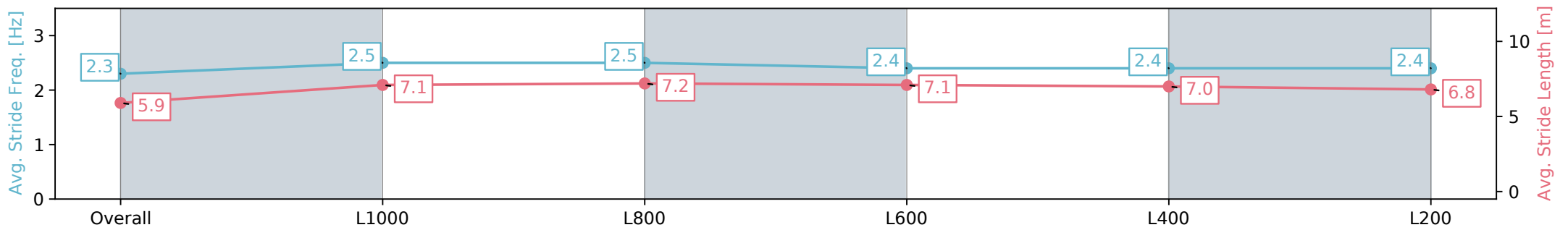
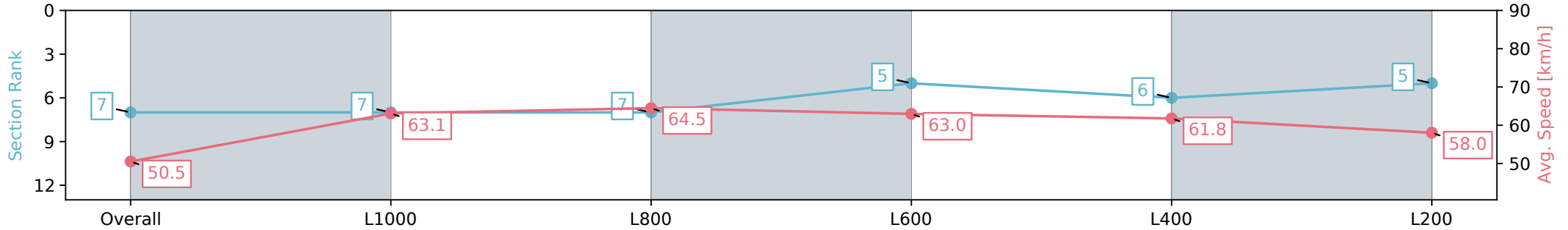
Race 5: Sportsbet Jockey Watch Handicap - 1200m

31 August 2024 - 2:37PM

Track Rating: Soft 6, Weather: Overcast, Rail Position: +7m 1200m  
Chute, +4m Rmdr.



Section	Overall	L1000	L800	L600	L400	L200
Section Times	1:12.85 [7] (0:14.26)	0:58.59 [7] (0:11.42)	0:47.17 [7] (0:11.31)	0:35.86 [5] (0:11.71)	0:24.15 [6] (0:11.73)	0:12.42 [5] (0:12.42)
Average Speed [km/h]	50.5	63.1	64.5	63.0	61.8	58.0
Top Speed [km/h]	63.4	64.5	65.2	64.6	63.4	60.4
Avg. Dist. to Rail [m]	6.6	4.3	3.6	4.4	6.2	7.6
Avg. Stride Freq. [Hz]	2.3	2.5	2.5	2.4	2.4	2.4
Avg. Stride Length [m]	5.9	7.1	7.2	7.1	7.0	6.8



Report Created: Sat 31 August 2024 15:23:58 GMT+10 (Note: Timing is based on positional data)

[ ] Ranking at each section and finish  
 -:-:- No data available at this section  
 NA No data available





Horse/Jockey Name	STRUCK BY/Alana Livesey
Finish Rank	8
Fastest Section Time (Section)	0:11.08 (L1000)
Top Speed [km/h] (Section)	65.9 (L1000)
Race State	Finished



Morphettville SA - Professional

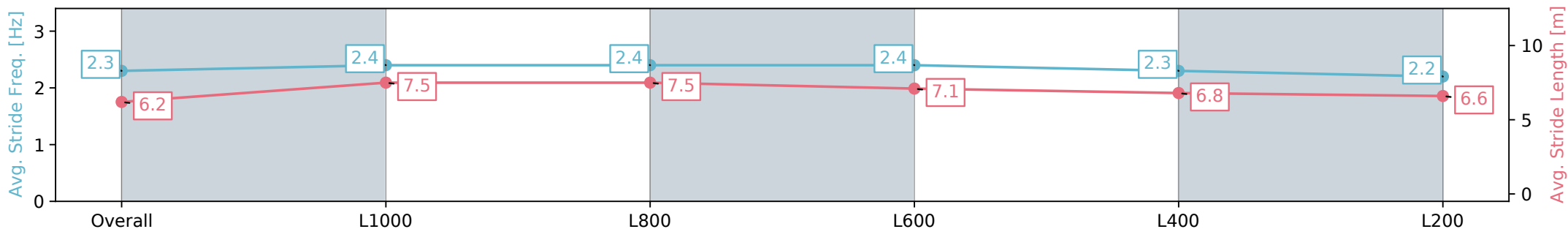
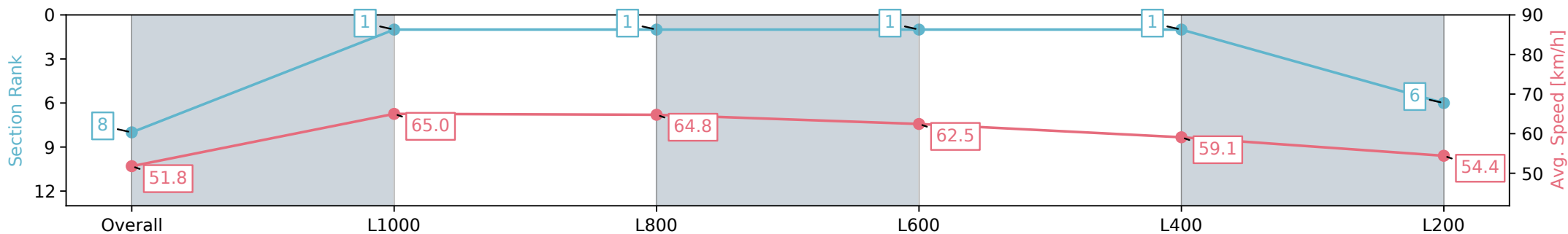
Race 5: Sportsbet Jockey Watch Handicap - 1200m

31 August 2024 - 2:37PM

Track Rating: Soft 6, Weather: Overcast, Rail Position: +7m 1200m  
Chute, +4m Rmdr.



Section	Overall	L1000	L800	L600	L400	L200
Section Times	1:13.66 [8] (0:13.91)	0:59.75 [1] (0:11.08)	0:48.67 [1] (0:11.32)	0:37.35 [1] (0:11.84)	0:25.51 [1] (0:12.28)	0:13.22 [6] (0:13.22)
Average Speed [km/h]	51.8	65.0	64.8	62.5	59.1	54.4
Top Speed [km/h]	65.0	65.8	65.9	63.8	60.8	56.8
Avg. Dist. to Rail [m]	5.1	5.0	4.7	5.1	6.3	6.9
Avg. Stride Freq. [Hz]	2.3	2.4	2.4	2.4	2.3	2.2
Avg. Stride Length [m]	6.2	7.5	7.5	7.1	6.8	6.6



- [ ] Ranking at each section and finish
- :-:- No data available at this section
- NA No data available

Horse/Jockey Name	SURPRISE COMING/Kayla Crowther
Finish Rank	9
Fastest Section Time (Section)	0:11.14 (L1000)
Top Speed [km/h] (Section)	65.4 (Overall)
Race State	Finished



Morphettville SA - Professional

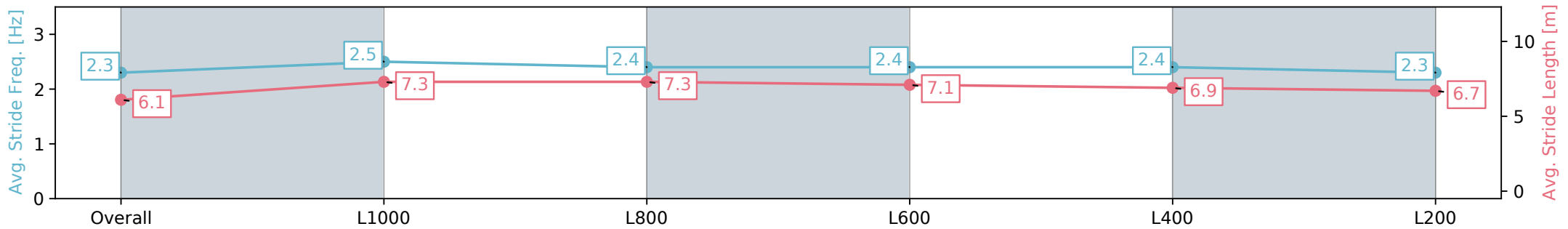
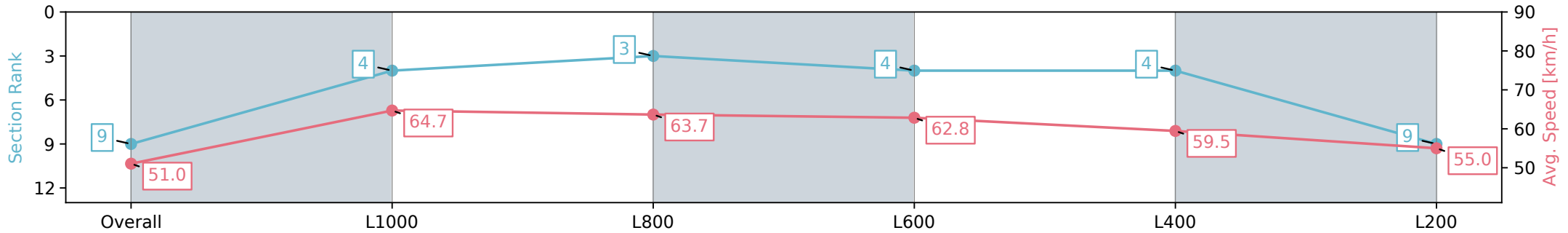
Race 5: Sportsbet Jockey Watch Handicap - 1200m

31 August 2024 - 2:37PM

Track Rating: Soft 6, Weather: Overcast, Rail Position: +7m 1200m  
Chute, +4m Rmdr.



Section	Overall	L1000	L800	L600	L400	L200
Section Times	1:13.72 [9] (0:14.10)	0:59.62 [4] (0:11.14)	0:48.48 [3] (0:11.42)	0:37.06 [4] (0:11.75)	0:25.31 [4] (0:12.21)	0:13.10 [9] (0:13.10)
Average Speed [km/h]	51.0	64.7	63.7	62.8	59.5	55.0
Top Speed [km/h]	64.8	65.4	64.7	64.0	61.3	56.8
Avg. Dist. to Rail [m]	2.1	0.7	2.0	4.9	6.3	5.3
Avg. Stride Freq. [Hz]	2.3	2.5	2.4	2.4	2.4	2.3
Avg. Stride Length [m]	6.1	7.3	7.3	7.1	6.9	6.7



Report Created: Sat 31 August 2024 15:24:00 GMT+10 (Note: Timing is based on positional data)

- [ ] Ranking at each section and finish
- :-:- No data available at this section
- NA No data available

Horse/Jockey Name	BALLON D'OR/Jacob Opperman
Finish Rank	10
Fastest Section Time (Section)	0:11.44 (L1000)
Top Speed [km/h] (Section)	64.4 (L1000)
Race State	Finished



Morphettville SA - Professional

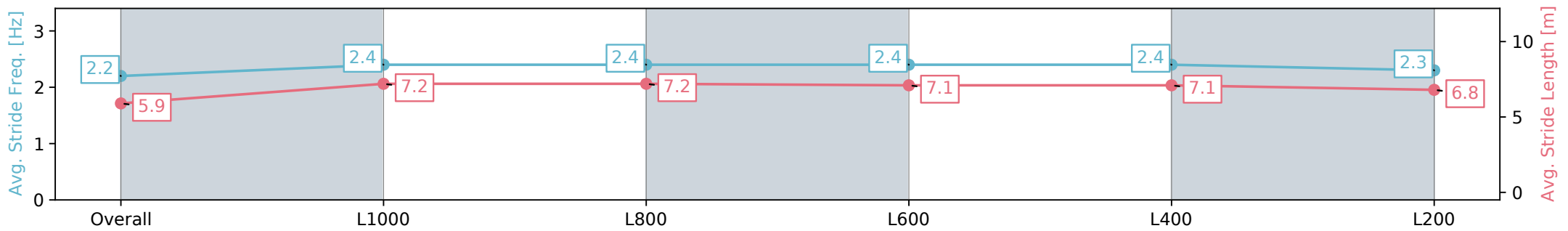
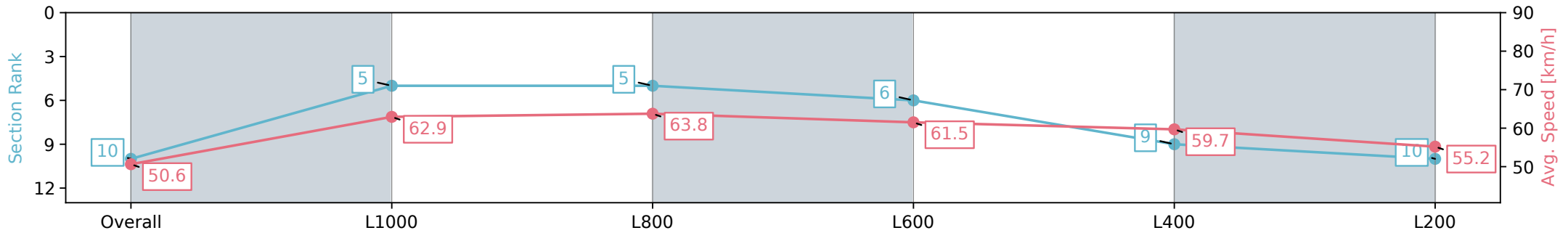
Race 5: Sportsbet Jockey Watch Handicap - 1200m

31 August 2024 - 2:37PM

Track Rating: Soft 6, Weather: Overcast, Rail Position: +7m 1200m  
Chute, +4m Rmdr.



Section	Overall	L1000	L800	L600	L400	L200
Section Times	1:14.06 [10] (0:14.17)	0:59.89 [5] (0:11.44)	0:48.45 [5] (0:11.44)	0:37.01 [6] (0:11.86)	0:25.15 [9] (0:12.10)	0:13.05 [10] (0:13.05)
Average Speed [km/h]	50.6	62.9	63.8	61.5	59.7	55.2
Top Speed [km/h]	63.8	63.7	64.4	63.6	61.2	58.1
Avg. Dist. to Rail [m]	3.9	3.8	3.5	2.4	4.4	7.5
Avg. Stride Freq. [Hz]	2.2	2.4	2.4	2.4	2.4	2.3
Avg. Stride Length [m]	5.9	7.2	7.2	7.1	7.1	6.8



- [ ] Ranking at each section and finish
- :-:- No data available at this section
- NA No data available