



RACINGSA

Morphettville Parks SA

Race 7: The Fotobase Group Handicap - 1400m

17 August 2024 - 3:42PM



Morphettville

Track Rating: Heavy 8, Weather: Overcast, Rail Position: +3m Entire; Sectional 604m

Section Field Times							Overall	L1200	L1000	L800	L600	L400		
							1:29.48 (0:14.41)	1:15.07 (0:12.10)	1:02.97 (0:12.67)	0:50.30 (0:12.62)	0:37.68 (0:12.20)	0:25.48 (0:12.52)		
Position	#	Horse/Jockey	Barrier	Top Speed [km/h]	Fastest Section	First 400m							Distance Travelled From Winner [m]	
1	1	CHAMBERS BAY Taylor Johnstone	1	61.7 1400-1200	0:12.17 1200-1000	0:26.74	1:29.48 (0:14.56)	1:14.91 [3] (0:12.17)	1:02.74 [4] (0:12.69)	0:50.05 [3] (0:12.61)	0:37.44 [3] (0:12.21)	0:25.23 [3] (0:12.28)		
2	8	ROKABYE WARRIOR Samuel Payne	4	66.3 800-600	0:12.10 1200-1000	0:26.51	1:29.54 (0:14.41)	1:15.13 [2] (0:12.10)	1:03.03 [1] (0:12.93)	0:50.10 [4] (0:12.60)	0:37.50 [4] (0:12.36)	0:25.14 [6] (0:12.13)	+9	
3	5	FREE VINO Jason Holder	2	60.9 1400-1200	0:12.13 1200-1000	0:26.78	1:29.59 (0:14.65)	1:14.94 [4] (0:12.13)	1:02.81 [5] (0:12.70)	0:50.11 [5] (0:12.60)	0:37.51 [5] (0:12.19)	0:25.32 [4] (0:12.30)	+6	
4	7	KISS MY MILLO Jarrod Fry	13	62.1 800-600	0:11.90 1200-1000	0:26.93	1:30.05 (0:15.03)	1:15.02 [9] (0:11.90)	1:03.12 [7] (0:12.61)	0:50.51 [6] (0:12.66)	0:37.85 [6] (0:12.15)	0:25.70 [5] (0:12.28)	+11	
5	3	SIR RANDOLPH Kayla Crowther	5	62.5 1400-1200	0:11.84 1200-1000	0:26.64	1:30.18 (0:14.80)	1:15.38 [6] (0:11.84)	1:03.54 [3] (0:12.67)	0:50.87 [2] (0:12.59)	0:38.28 [2] (0:12.33)	0:25.95 [2] (0:12.49)	+15	
6	4	WHISKEY HANGOVER Jacob Opperman	9	61.1 1400-1200	0:12.18 1200-1000	0:27.19	1:30.28 (0:15.01)	1:15.27 [8] (0:12.18)	1:03.09 [9] (0:12.63)	0:50.46 [8] (0:12.62)	0:37.84 [8] (0:12.19)	0:25.65 [8] (0:12.35)	+10	
7	13	RED ROOF Stacey Metcalfe	3	60.7 1400-1200	0:12.26 1200-1000	0:27.06	1:30.30 (0:14.80)	1:15.50 [7] (0:12.26)	1:03.24 [8] (0:12.77)	0:50.47 [9] (0:12.66)	0:37.81 [9] (0:12.33)	0:25.48 [9] (0:12.33)	+6	
8	9	ANGELIC APPEAL Callan Murray	8	62.7 1400-1200	0:12.18 1200-1000	0:26.89	1:30.32 (0:14.71)	1:15.61 [5] (0:12.18)	1:03.43 [6] (0:12.78)	0:50.65 [7] (0:12.61)	0:38.04 [7] (0:12.18)	0:25.86 [7] (0:12.31)	+6	
9	10	MILLIVOY Jake Toeroek	6	61.8 1400-1200	0:12.14 1200-1000	0:26.54	1:30.59 (0:14.40)	1:16.19 [1] (0:12.14)	1:04.05 [2] (0:12.64)	0:51.41 [1] (0:12.62)	0:38.79 [1] (0:12.20)	0:26.59 [1] (0:12.52)	+6	
10	12	MORE SUGAR Rochelle Milnes	12	63.2 1400-1200	0:11.82 1200-1000	0:27.27	1:30.92 (0:15.45)	1:15.47 [11] (0:11.82)	1:03.65 [10] (0:12.66)	0:50.99 [10] (0:12.70)	0:38.29 [10] (0:12.38)	0:25.91 [11] (0:12.57)	+2	

Scratched: Silent Don (#2), Dawnburst (#11)

Report Created: Sat 17 August 2024 16:26:00 GMT+10 (Note: Timing is based on positional data)

- [] Position in running at each section and finish
- #: Saddle cloth number
- No data available at this section
- DNF Did not finish
- NA No data available
- DNT Did not track
- █ Background shading for fastest section



RACINGSA

Morphettville Parks SA

Race 7: The Fotobase Group Handicap - 1400m

17 August 2024 - 3:42PM



Morphettville

Track Rating: Heavy 8, Weather: Overcast, Rail Position: +3m Entire; Sectional 604m

Section							Overall	L1200	L1000	L800	L600	L400		
Field Times							1:29.48	1:15.07	1:02.97	0:50.30	0:37.68	0:25.48		
							(0:14.41)	(0:12.10)	(0:12.67)	(0:12.62)	(0:12.20)	(0:12.52)		
Position	#	Horse/Jockey	Barrier	Top Speed [km/h]	Fastest Section	First 400m								Distance Travelled From Winner [m]
11	6	KATERING	10	61.6	0:12.18	0:27.47	1:31.19	1:15.94 [10]	1:03.72 [11]	0:51.01 [11]	0:38.39 [11]	0:26.21 [10]		+10
		Jessica Eaton		1400-1200	600-400		(0:15.25)	(0:12.22)	(0:12.71)	(0:12.62)	(0:12.18)	(0:12.62)		

Scratched: Silent Don (#2), Dawnburst (#11)

- [] Position in running at each section and finish
- #: Saddle cloth number
- :--- No data available at this section
- DNF Did not finish
- NA No data available
- DNT Did not track
- Background shading for fastest section



RACINGSA

Morphettville Parks SA
Race 7: The Fotobase Group Handicap - 1400m
17 August 2024 - 3:42PM



Morphettville

Track Rating: Heavy 8, Weather: Overcast, Rail Position: +3m Entire; Sectional 604m

Section Field Times

L200
0:12.96
(0:12.96)

Table with columns: Position, #, Horse/Jockey, Barrier, Top Speed [km/h], Fastest Section, First 400m, Margin, Distance Travelled From Winner [m]. Contains 10 rows of race data.

Scratched: Silent Don (#2), Dawnburst (#11)

- [] Position in running at each section and finish
Saddle cloth number
-:-:- No data available at this section
DNF Did not finish
NA No data available
DNT Did not track
■ Background shading for fastest section



Morphettville Parks SA
Race 7: The Fotobase Group Handicap - 1400m
 17 August 2024 - 3:42PM



Track Rating: Heavy 8, Weather: Overcast, Rail Position: +3m Entire; Sectional 604m

Section

Field Times

L200

0:12.96

(0:12.96)

Position	#	Horse/Jockey	Barrier	Top Speed [km/h]	Fastest Section	First 400m		Margin							Distance Travelled From Winner [m]
11	6	KATERING Jessica Eaton	10	61.6 1400-1200	0:12.18 600-400	0:27.47	0:13.59 [11] (0:13.59)	10.0L							+10

Scratched: Silent Don (#2), Dawnburst (#11)

- [] Position in running at each section and finish # Saddle cloth number
- :--:-- No data available at this section **DNF** Did not finish
- NA** No data available **DNT** Did not track
- Background shading for fastest section

Horse/Jockey Name	CHAMBERS BAY/Taylor Johnstone
Finish Rank	1
Fastest Section Time (Section)	0:12.17 (L1200)
Top Speed [km/h] (Section)	61.7 (Overall)
Race State	Finished



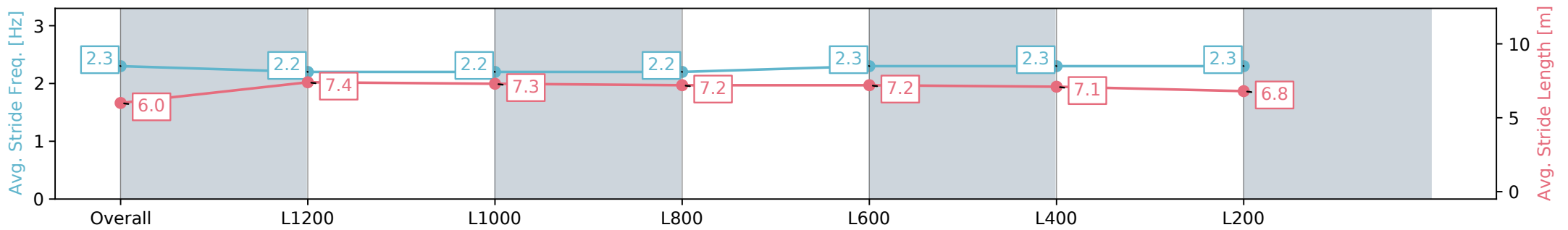
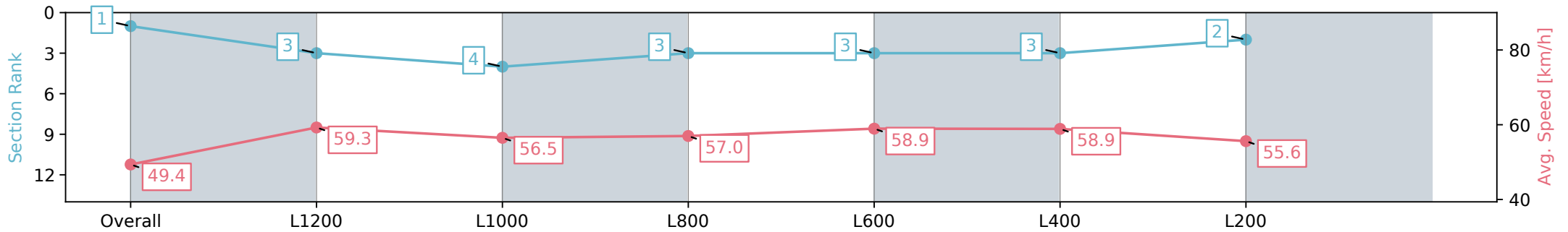
Morphettville Parks SA - Professional
Race 7: The Fotobase Group Handicap - 1400m

17 August 2024 - 3:42PM

Track Rating: Heavy 8, Weather: Overcast, Rail Position: +3m
Entire; Sectional 604m



Section	Overall	L1200	L1000	L800	L600	L400	L200
Section Times	1:29.48 [1] (0:14.56)	1:14.91 [3] (0:12.17)	1:02.74 [4] (0:12.69)	0:50.05 [3] (0:12.61)	0:37.44 [3] (0:12.21)	0:25.23 [3] (0:12.28)	0:12.95 [2] (0:12.95)
Average Speed [km/h]	49.4	59.3	56.5	57.0	58.9	58.9	55.6
Top Speed [km/h]	61.7	61.7	57.5	58.0	59.9	59.5	58.5
Avg. Dist. to Rail [m]	0.4	0.1	0.6	0.7	0.6	1.5	1.4
Avg. Stride Freq. [Hz]	2.3	2.2	2.2	2.2	2.3	2.3	2.3
Avg. Stride Length [m]	6.0	7.4	7.3	7.2	7.2	7.1	6.8



Report Created: Sat 17 August 2024 16:26:02 GMT+10 (Note: Timing is based on positional data)

[] Ranking at each section and finish
 -:-:- No data available at this section
 NA No data available



Horse/Jockey Name	ROKABYE WARRIOR/Samuel Payne
Finish Rank	2
Fastest Section Time (Section)	0:12.10 (L1200)
Top Speed [km/h] (Section)	66.3 (L800)
Race State	Finished



Morphettville Parks SA - Professional

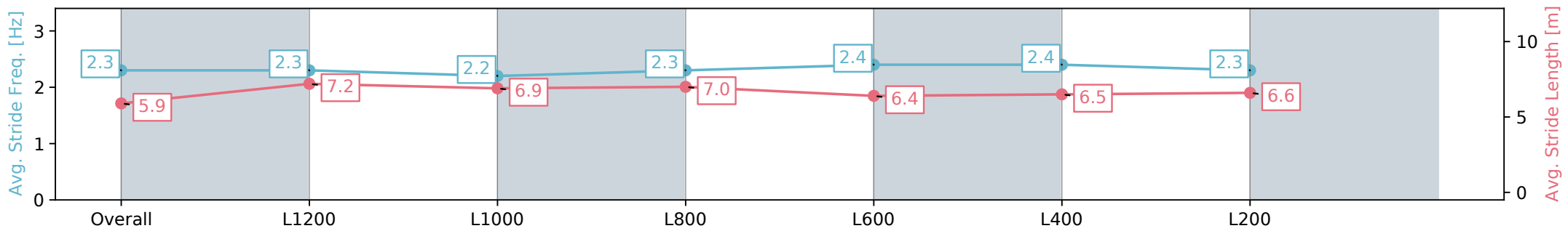
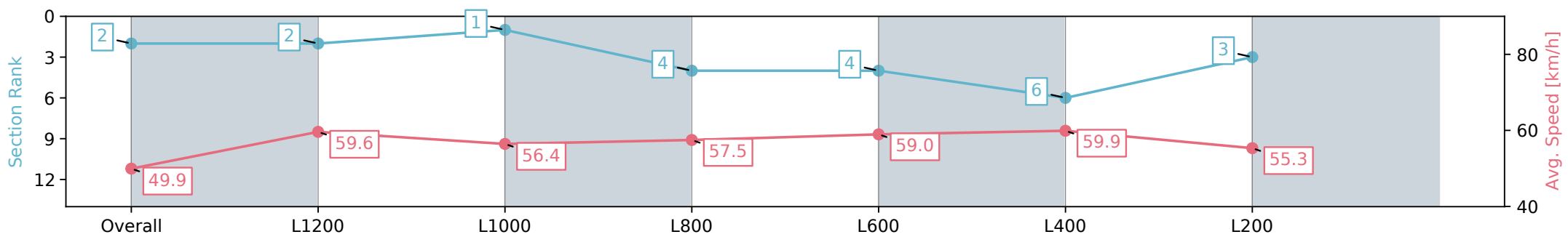
Race 7: The Fotobase Group Handicap - 1400m

17 August 2024 - 3:42PM

Track Rating: Heavy 8, Weather: Overcast, Rail Position: +3m Entire; Sectional 604m



Section	Overall	L1200	L1000	L800	L600	L400	L200
Section Times	1:29.54 [2] (0:14.41)	1:15.13 [2] (0:12.10)	1:03.03 [1] (0:12.93)	0:50.10 [4] (0:12.60)	0:37.50 [4] (0:12.36)	0:25.14 [6] (0:12.13)	0:13.01 [3] (0:13.01)
Average Speed [km/h]	49.9	59.6	56.4	57.5	59.0	59.9	55.3
Top Speed [km/h]	62.6	61.6	58.2	58.4	66.3	64.7	58.1
Avg. Dist. to Rail [m]	3.5	2.1	2.7	3.3	2.6	2.6	3.3
Avg. Stride Freq. [Hz]	2.3	2.3	2.2	2.3	2.4	2.4	2.3
Avg. Stride Length [m]	5.9	7.2	6.9	7.0	6.4	6.5	6.6



[] Ranking at each section and finish
 -:-:- No data available at this section
 NA No data available

Horse/Jockey Name	FREE VINO/Jason Holder
Finish Rank	3
Fastest Section Time (Section)	0:12.13 (L1200)
Top Speed [km/h] (Section)	60.9 (Overall)
Race State	Finished



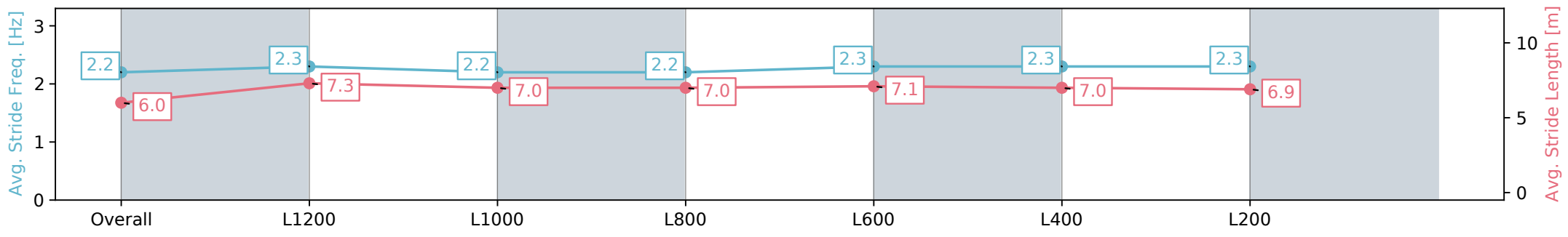
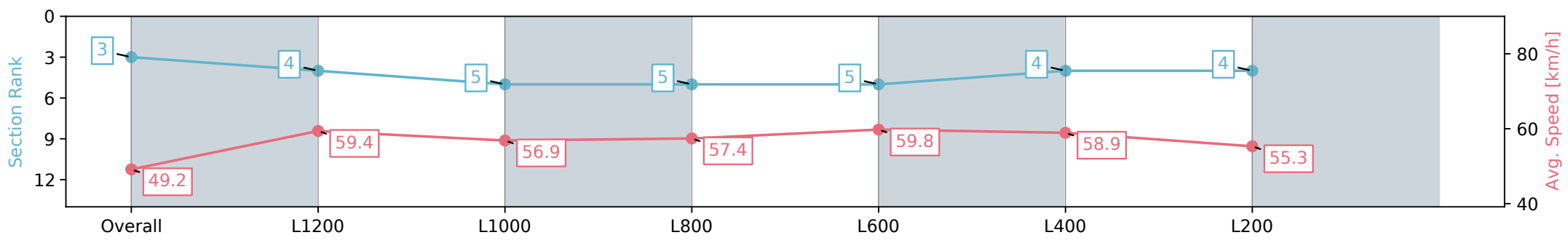
Morphettville Parks SA - Professional
Race 7: The Fotobase Group Handicap - 1400m

17 August 2024 - 3:42PM

Track Rating: Heavy 8, Weather: Overcast, Rail Position: +3m
Entire; Sectional 604m



Section	Overall	L1200	L1000	L800	L600	L400	L200
Section Times	1:29.59 [3] (0:14.65)	1:14.94 [4] (0:12.13)	1:02.81 [5] (0:12.70)	0:50.11 [5] (0:12.60)	0:37.51 [5] (0:12.19)	0:25.32 [4] (0:12.30)	0:13.02 [4] (0:13.02)
Average Speed [km/h]	49.2	59.4	56.9	57.4	59.8	58.9	55.3
Top Speed [km/h]	60.9	60.8	57.8	59.2	60.9	60.2	58.7
Avg. Dist. to Rail [m]	1.2	1.3	0.9	1.7	2.1	3.7	4.5
Avg. Stride Freq. [Hz]	2.2	2.3	2.2	2.2	2.3	2.3	2.3
Avg. Stride Length [m]	6.0	7.3	7.0	7.0	7.1	7.0	6.9



[] Ranking at each section and finish
 -:-:- No data available at this section
 NA No data available

Horse/Jockey Name	KISS MY MILLO/Jarrold Fry
Finish Rank	4
Fastest Section Time (Section)	0:11.90 (L1200)
Top Speed [km/h] (Section)	62.1 (L800)
Race State	Finished



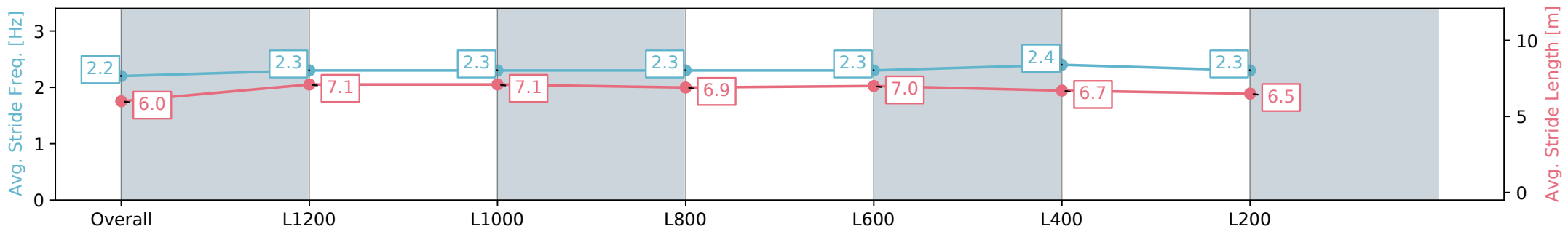
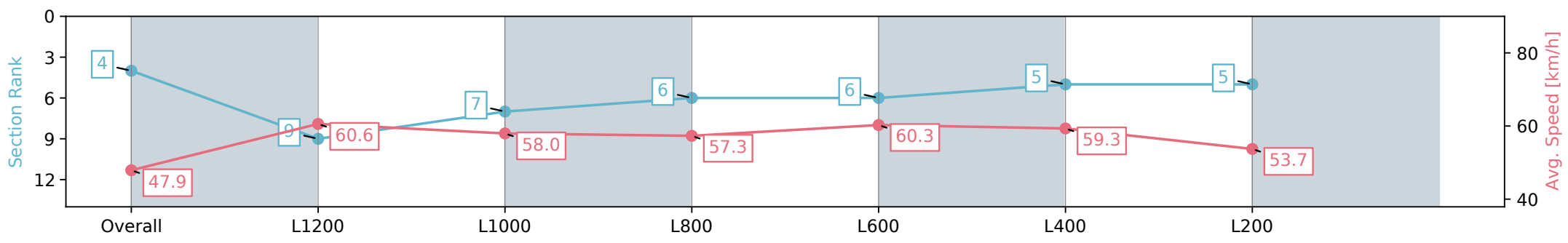
Morphettville Parks SA - Professional
Race 7: The Fotobase Group Handicap - 1400m

17 August 2024 - 3:42PM

Track Rating: Heavy 8, Weather: Overcast, Rail Position: +3m
Entire; Sectional 604m



Section	Overall	L1200	L1000	L800	L600	L400	L200
Section Times	1:30.05 [4] (0:15.03)	1:15.02 [9] (0:11.90)	1:03.12 [7] (0:12.61)	0:50.51 [6] (0:12.66)	0:37.85 [6] (0:12.15)	0:25.70 [5] (0:12.28)	0:13.41 [5] (0:13.41)
Average Speed [km/h]	47.9	60.6	58.0	57.3	60.3	59.3	53.7
Top Speed [km/h]	60.3	61.8	59.5	58.6	62.1	62.1	58.3
Avg. Dist. to Rail [m]	7.4	3.3	3.0	2.7	3.4	7.2	9.1
Avg. Stride Freq. [Hz]	2.2	2.3	2.3	2.3	2.3	2.4	2.3
Avg. Stride Length [m]	6.0	7.1	7.1	6.9	7.0	6.7	6.5



[] Ranking at each section and finish
 -:-:- No data available at this section
 NA No data available

Horse/Jockey Name	SIR RANDOLPH/Kayla Crowther
Finish Rank	5
Fastest Section Time (Section)	0:11.84 (L1200)
Top Speed [km/h] (Section)	62.5 (Overall)
Race State	Finished



Morphettville Parks SA - Professional

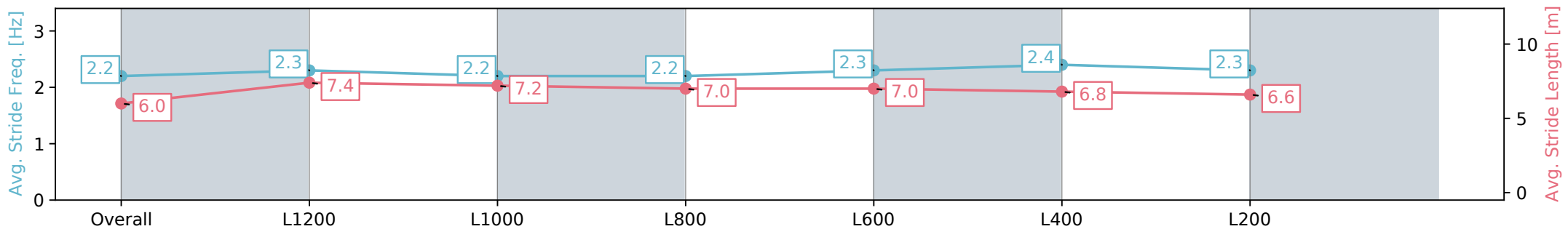
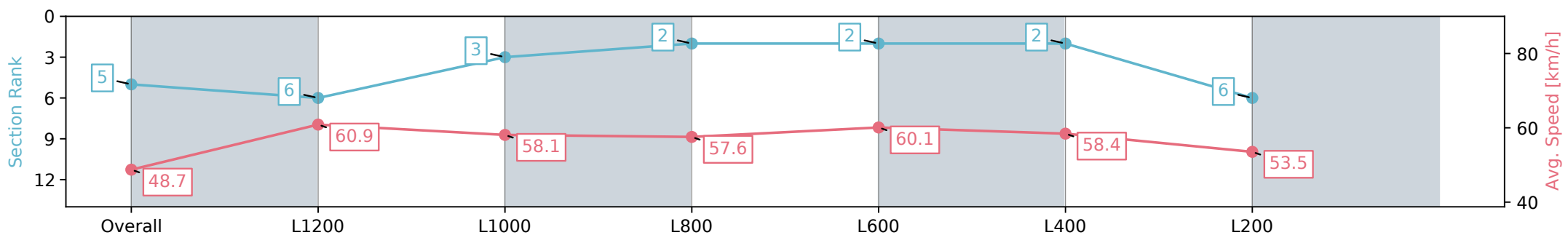
Race 7: The Fotobase Group Handicap - 1400m

17 August 2024 - 3:42PM

Track Rating: Heavy 8, Weather: Overcast, Rail Position: +3m Entire; Sectional 604m



Section	Overall	L1200	L1000	L800	L600	L400	L200
Section Times	1:30.18 [5] (0:14.80)	1:15.38 [6] (0:11.84)	1:03.54 [3] (0:12.67)	0:50.87 [2] (0:12.59)	0:38.28 [2] (0:12.33)	0:25.95 [2] (0:12.49)	0:13.46 [6] (0:13.46)
Average Speed [km/h]	48.7	60.9	58.1	57.6	60.1	58.4	53.5
Top Speed [km/h]	61.8	62.5	59.2	60.1	60.8	60.5	57.4
Avg. Dist. to Rail [m]	5.6	4.3	3.8	2.9	5.3	6.0	5.8
Avg. Stride Freq. [Hz]	2.2	2.3	2.2	2.2	2.3	2.4	2.3
Avg. Stride Length [m]	6.0	7.4	7.2	7.0	7.0	6.8	6.6



[] Ranking at each section and finish
 -:-:- No data available at this section
 NA No data available

Horse/Jockey Name	WHISKEY HANGOVER/Jacob Opperman
Finish Rank	6
Fastest Section Time (Section)	0:12.18 (L1200)
Top Speed [km/h] (Section)	61.1 (Overall)
Race State	Finished



Morphettville Parks SA - Professional

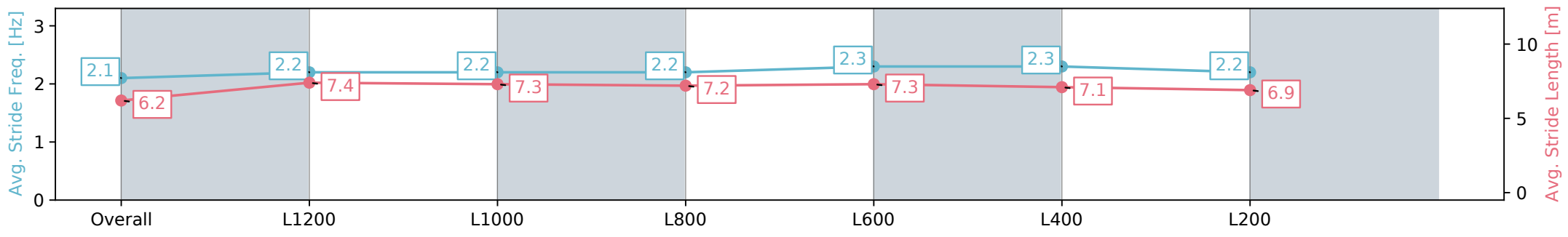
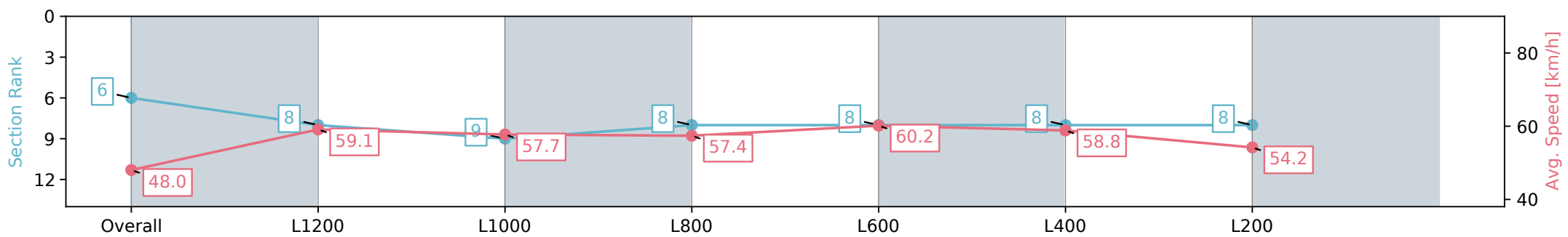
Race 7: The Fotobase Group Handicap - 1400m

17 August 2024 - 3:42PM

Track Rating: Heavy 8, Weather: Overcast, Rail Position: +3m Entire; Sectional 604m



Section	Overall	L1200	L1000	L800	L600	L400	L200
Section Times	1:30.28 [6] (0:15.01)	1:15.27 [8] (0:12.18)	1:03.09 [9] (0:12.63)	0:50.46 [8] (0:12.62)	0:37.84 [8] (0:12.19)	0:25.65 [8] (0:12.35)	0:13.30 [8] (0:13.30)
Average Speed [km/h]	48.0	59.1	57.7	57.4	60.2	58.8	54.2
Top Speed [km/h]	59.0	61.1	58.8	59.2	60.6	59.9	58.0
Avg. Dist. to Rail [m]	5.1	2.1	2.3	2.3	3.6	4.8	7.9
Avg. Stride Freq. [Hz]	2.1	2.2	2.2	2.2	2.3	2.3	2.2
Avg. Stride Length [m]	6.2	7.4	7.3	7.2	7.3	7.1	6.9



[] Ranking at each section and finish
 -:-:- No data available at this section
 NA No data available

Horse/Jockey Name	RED ROOF/Stacey Metcalfe
Finish Rank	7
Fastest Section Time (Section)	0:12.26 (L1200)
Top Speed [km/h] (Section)	60.7 (Overall)
Race State	Finished



Morphettville Parks SA - Professional

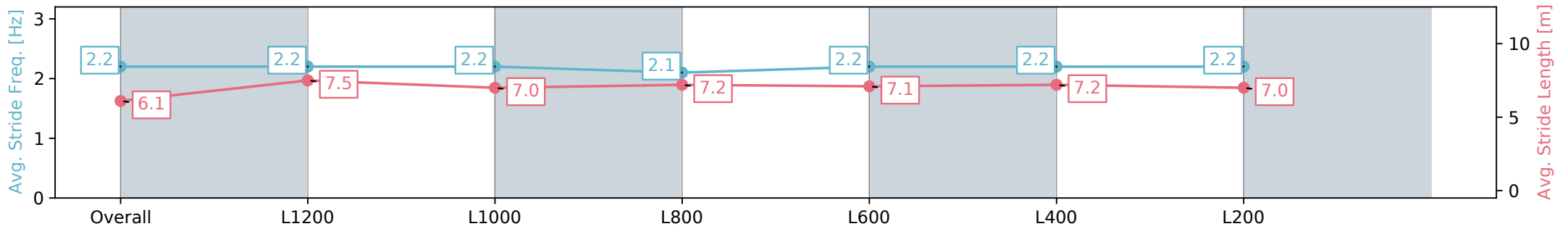
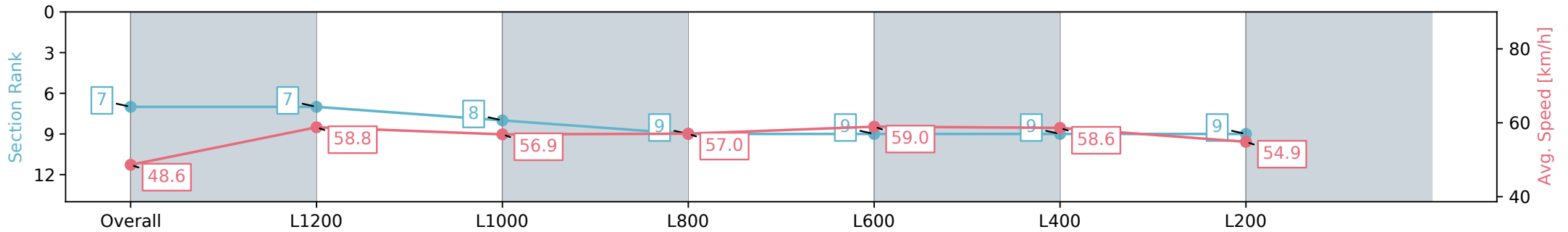
Race 7: The Fotobase Group Handicap - 1400m

17 August 2024 - 3:42PM

Track Rating: Heavy 8, Weather: Overcast, Rail Position: +3m Entire; Sectional 604m



Section	Overall	L1200	L1000	L800	L600	L400	L200
Section Times	1:30.30 [7] (0:14.80)	1:15.50 [7] (0:12.26)	1:03.24 [8] (0:12.77)	0:50.47 [9] (0:12.66)	0:37.81 [9] (0:12.33)	0:25.48 [9] (0:12.33)	0:13.15 [9] (0:13.15)
Average Speed [km/h]	48.6	58.8	56.9	57.0	59.0	58.6	54.9
Top Speed [km/h]	60.4	60.7	58.0	58.2	59.6	59.8	57.8
Avg. Dist. to Rail [m]	2.7	1.6	1.6	1.7	1.9	3.3	5.3
Avg. Stride Freq. [Hz]	2.2	2.2	2.2	2.1	2.2	2.2	2.2
Avg. Stride Length [m]	6.1	7.5	7.0	7.2	7.1	7.2	7.0



- [] Ranking at each section and finish
- :-:- No data available at this section
- NA No data available

Horse/Jockey Name	ANGELIC APPEAL/Callan Murray
Finish Rank	8
Fastest Section Time (Section)	0:12.18 (L1200)
Top Speed [km/h] (Section)	62.7 (Overall)
Race State	Finished



Morphettville Parks SA - Professional

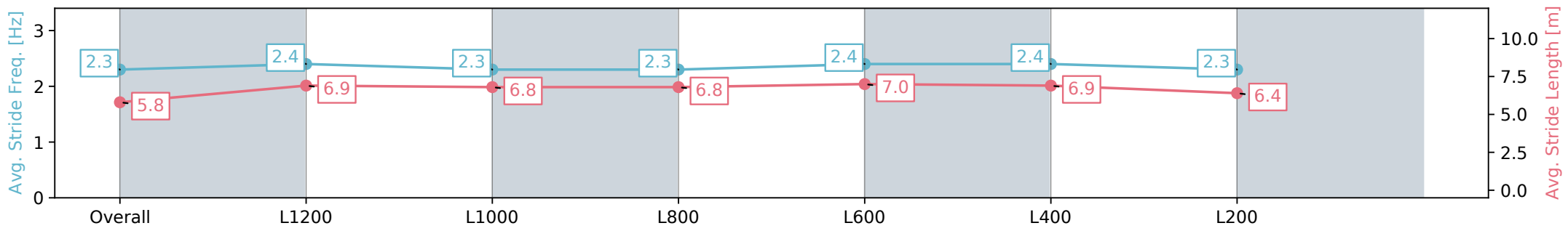
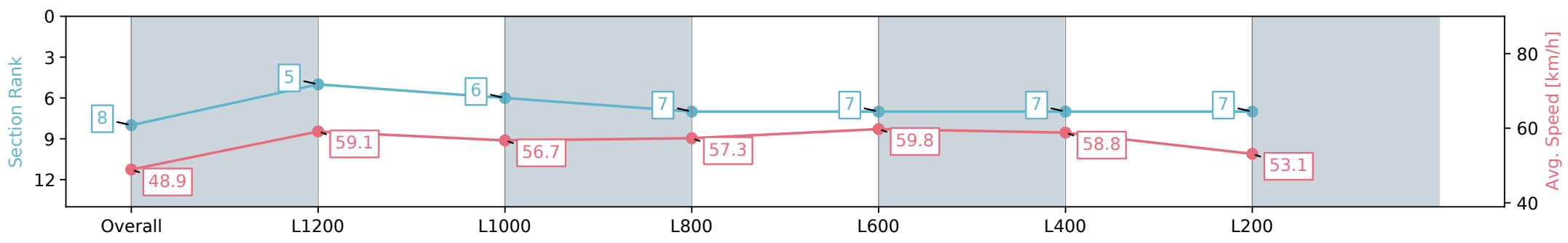
Race 7: The Fotobase Group Handicap - 1400m

17 August 2024 - 3:42PM

Track Rating: Heavy 8, Weather: Overcast, Rail Position: +3m Entire; Sectional 604m



Section	Overall	L1200	L1000	L800	L600	L400	L200
Section Times	1:30.32 [8] (0:14.71)	1:15.61 [5] (0:12.18)	1:03.43 [6] (0:12.78)	0:50.65 [7] (0:12.61)	0:38.04 [7] (0:12.18)	0:25.86 [7] (0:12.31)	0:13.55 [7] (0:13.55)
Average Speed [km/h]	48.9	59.1	56.7	57.3	59.8	58.8	53.1
Top Speed [km/h]	62.7	62.6	57.6	58.1	60.9	61.0	56.7
Avg. Dist. to Rail [m]	3.4	1.2	1.4	1.2	1.9	3.2	2.7
Avg. Stride Freq. [Hz]	2.3	2.4	2.3	2.3	2.4	2.4	2.3
Avg. Stride Length [m]	5.8	6.9	6.8	6.8	7.0	6.9	6.4



[] Ranking at each section and finish
 -:-:- No data available at this section
 NA No data available

Horse/Jockey Name	MILLIVOY/Jake Toeroek
Finish Rank	9
Fastest Section Time (Section)	0:12.14 (L1200)
Top Speed [km/h] (Section)	61.8 (Overall)
Race State	Finished



Morphettville Parks SA - Professional

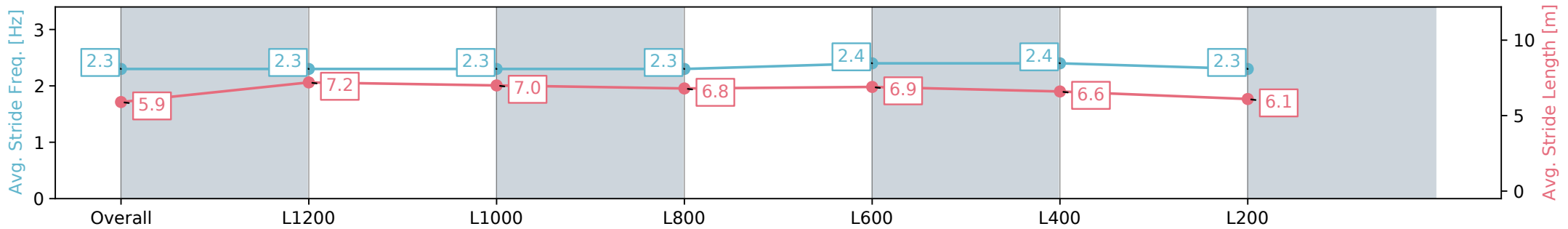
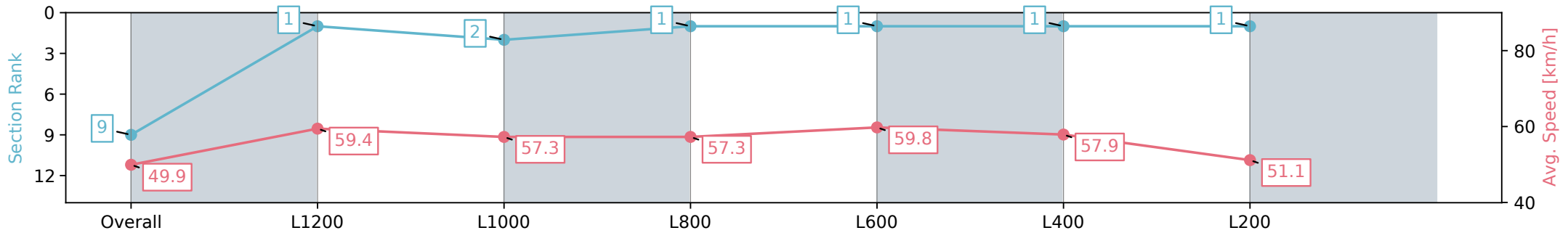
Race 7: The Fotobase Group Handicap - 1400m

17 August 2024 - 3:42PM

Track Rating: Heavy 8, Weather: Overcast, Rail Position: +3m
Entire; Sectional 604m



Section	Overall	L1200	L1000	L800	L600	L400	L200
Section Times	1:30.59 [9] (0:14.40)	1:16.19 [1] (0:12.14)	1:04.05 [2] (0:12.64)	0:51.41 [1] (0:12.62)	0:38.79 [1] (0:12.20)	0:26.59 [1] (0:12.52)	0:14.07 [1] (0:14.07)
Average Speed [km/h]	49.9	59.4	57.3	57.3	59.8	57.9	51.1
Top Speed [km/h]	61.8	61.3	58.1	58.2	60.4	59.3	54.9
Avg. Dist. to Rail [m]	5.7	2.2	1.0	1.3	2.5	3.5	4.7
Avg. Stride Freq. [Hz]	2.3	2.3	2.3	2.3	2.4	2.4	2.3
Avg. Stride Length [m]	5.9	7.2	7.0	6.8	6.9	6.6	6.1



Report Created: Sat 17 August 2024 16:26:09 GMT+10 (Note: Timing is based on positional data)

[] Ranking at each section and finish
 -:-:- No data available at this section
 NA No data available

Horse/Jockey Name	MORE SUGAR/Rochelle Milnes
Finish Rank	10
Fastest Section Time (Section)	0:11.82 (L1200)
Top Speed [km/h] (Section)	63.2 (Overall)
Race State	Finished



Morphettville Parks SA - Professional

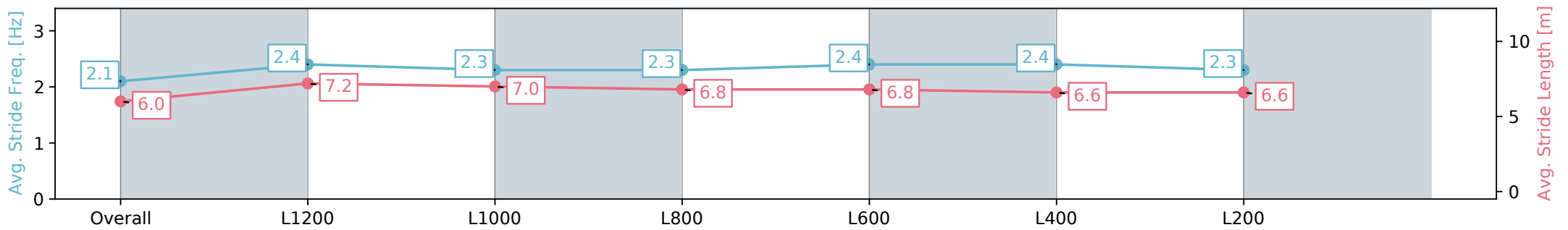
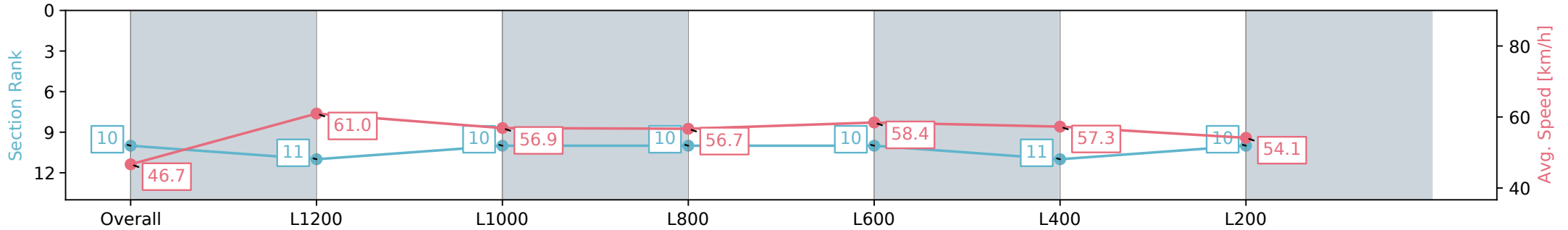
Race 7: The Fotobase Group Handicap - 1400m

17 August 2024 - 3:42PM

Track Rating: Heavy 8, Weather: Overcast, Rail Position: +3m Entire; Sectional 604m



Section	Overall	L1200	L1000	L800	L600	L400	L200
Section Times	1:30.92 [10] (0:15.45)	1:15.47 [11] (0:11.82)	1:03.65 [10] (0:12.66)	0:50.99 [10] (0:12.70)	0:38.29 [10] (0:12.38)	0:25.91 [11] (0:12.57)	0:13.33 [10] (0:13.33)
Average Speed [km/h]	46.7	61.0	56.9	56.7	58.4	57.3	54.1
Top Speed [km/h]	61.4	63.2	58.4	59.8	59.8	58.2	57.1
Avg. Dist. to Rail [m]	5.4	0.8	0.3	0.4	0.9	1.1	1.9
Avg. Stride Freq. [Hz]	2.1	2.4	2.3	2.3	2.4	2.4	2.3
Avg. Stride Length [m]	6.0	7.2	7.0	7.0	6.8	6.6	6.6



Report Created: Sat 17 August 2024 16:26:10 GMT+10 (Note: Timing is based on positional data)

[] Ranking at each section and finish
 -:-:- No data available at this section
 NA No data available



Horse/Jockey Name	KATERING/Jessica Eaton
Finish Rank	11
Fastest Section Time (Section)	0:12.18 (L600)
Top Speed [km/h] (Section)	61.6 (Overall)
Race State	Finished



Morphettville Parks SA - Professional

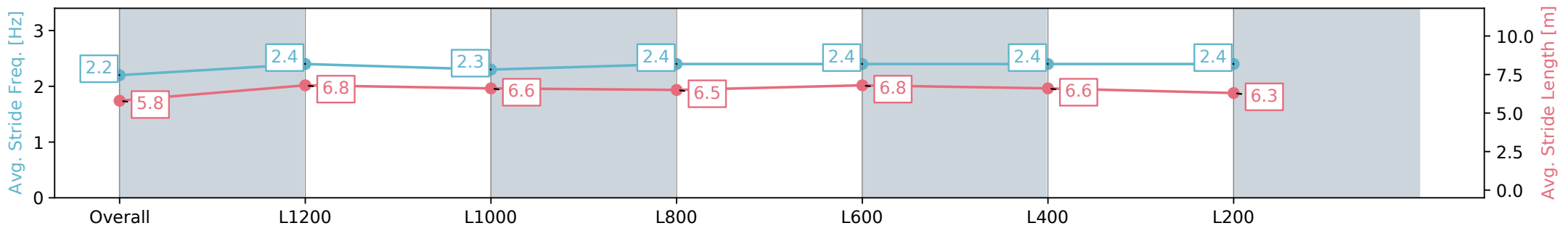
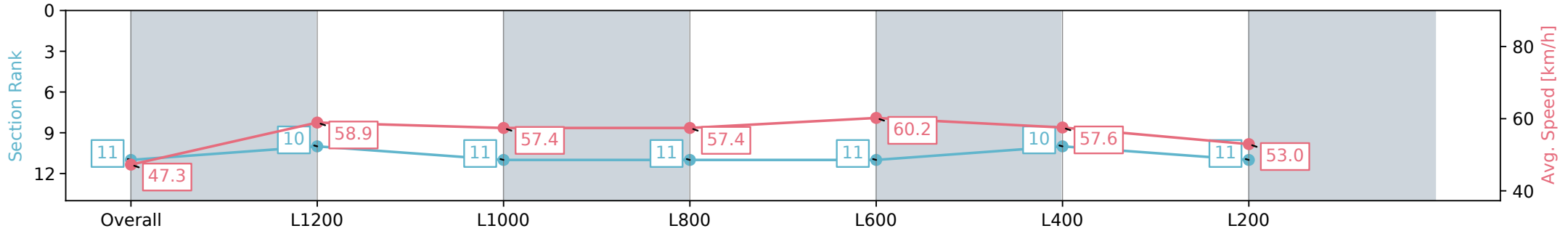
Race 7: The Fotobase Group Handicap - 1400m

17 August 2024 - 3:42PM

Track Rating: Heavy 8, Weather: Overcast, Rail Position: +3m Entire; Sectional 604m



Section	Overall	L1200	L1000	L800	L600	L400	L200
Section Times	1:31.19 [11] (0:15.25)	1:15.94 [10] (0:12.22)	1:03.72 [11] (0:12.71)	0:51.01 [11] (0:12.62)	0:38.39 [11] (0:12.18)	0:26.21 [10] (0:12.62)	0:13.59 [11] (0:13.59)
Average Speed [km/h]	47.3	58.9	57.4	57.4	60.2	57.6	53.0
Top Speed [km/h]	60.5	61.6	58.6	59.6	61.2	59.4	55.6
Avg. Dist. to Rail [m]	5.8	2.7	2.6	2.7	3.2	5.2	6.1
Avg. Stride Freq. [Hz]	2.2	2.4	2.3	2.4	2.4	2.4	2.4
Avg. Stride Length [m]	5.8	6.8	6.6	6.5	6.8	6.6	6.3



[] Ranking at each section and finish
 -:-:- No data available at this section
 NA No data available