



RACINGSA

Morphettville SA

Race 7: Adelaide Galvanising Industries Handicap - 1200m

10 August 2024 - 3:40PM

Track Rating: Soft 6, Weather: Fine, Rail Position: +4m Entire Sectional 605m



Morphettville

Section Field Times							Overall	L1000	L800	L600	L400	L200		
							1:13.36 (0:13.92)	0:59.44 (0:11.13)	0:48.31 (0:11.72)	0:36.57 (0:12.03)	0:24.55 (0:11.99)	0:12.56 (0:12.56)		
Position	#	Horse/Jockey	Barrier	Top Speed [km/h]	Fastest Section	First 400m						Margin	Distance Travelled From Winner [m]	
1	10	VOLTAGE POINT Jason Holder	11	65.3 1200-1000	0:11.24 1000-800	0:25.57	1:13.36 (0:14.34)	0:59.02 [9] (0:11.24)	0:47.78 [8] (0:11.73)	0:36.05 [7] (0:11.80)	0:24.25 [6] (0:11.71)	0:12.54 [2] (0:12.54)	1:13.36	
2	13	ZARKANA Kayla Crowther	8	65.6 1200-1000	0:11.17 1000-800	0:25.80	1:13.48 (0:14.63)	0:58.85 [10] (0:11.17)	0:47.68 [10] (0:11.59)	0:36.09 [9] (0:11.80)	0:24.29 [7] (0:11.69)	0:12.60 [3] (0:12.60)	0.8L	+5
3	1	KOMACHI Rochelle Milnes	7	64.8 1200-1000	0:11.23 1000-800	0:25.93	1:13.53 (0:14.70)	0:58.83 [12] (0:11.23)	0:47.60 [12] (0:11.54)	0:36.06 [11] (0:11.89)	0:24.17 [9] (0:11.78)	0:12.39 [6] (0:12.39)	1.0L	+2
4	3	PORTATION Taylor Johnstone	6	65.1 1200-1000	0:11.25 1000-800	0:25.49	1:13.94 (0:14.24)	0:59.70 [6] (0:11.25)	0:48.45 [6] (0:11.81)	0:36.64 [6] (0:11.94)	0:24.70 [8] (0:12.00)	0:12.70 [9] (0:12.70)	3.6L	+1
5	7	THE HASS Caitlin Jones	12	67.2 1200-1000	0:11.14 1000-800	0:25.06	1:13.97 (0:13.92)	1:00.05 [1] (0:11.14)	0:48.91 [2] (0:11.82)	0:37.09 [2] (0:11.93)	0:25.16 [1] (0:11.99)	0:13.17 [1] (0:13.17)	3.8L	-1
6	8	SOLAR BLAST Jake Toeroek	9	65.6 1200-1000	0:11.17 1000-800	0:25.48	1:14.04 (0:14.31)	0:59.73 [8] (0:11.17)	0:48.56 [5] (0:11.61)	0:36.95 [4] (0:11.95)	0:25.00 [5] (0:12.12)	0:12.88 [7] (0:12.88)	4.2L	+1
7	9	TOAST THE DEEL Jessica Eaton	4	65.5 1200-1000	0:11.45 1000-800	0:25.75	1:14.12 (0:14.30)	0:59.82 [7] (0:11.45)	0:48.37 [9] (0:11.81)	0:36.56 [12] (0:11.91)	0:24.65 [12] (0:11.88)	0:12.77 [10] (0:12.77)	4.7L	-1
8	6	DUNMAGHLAS Alice Lindsay	5	64.6 1200-1000	0:11.28 1000-800	0:25.32	1:14.15 (0:14.03)	1:00.12 [4] (0:11.28)	0:48.83 [4] (0:11.78)	0:37.05 [5] (0:11.93)	0:25.12 [4] (0:12.06)	0:13.06 [5] (0:13.06)	4.9L	+0
9	2	OVEREXTEND Ben Price	13	67.2 1200-1000	0:11.08 1000-800	0:25.05	1:14.24 (0:13.97)	1:00.27 [3] (0:11.08)	0:49.19 [1] (0:11.72)	0:37.47 [1] (0:12.07)	0:25.40 [2] (0:12.15)	0:13.25 [4] (0:13.25)	5.5L	-3
10	11	GALACTIC FURY Sophie Logan	10	65.0 1200-1000	0:11.17 1000-800	0:25.82	1:14.34 (0:14.65)	0:59.69 [11] (0:11.17)	0:48.52 [11] (0:11.63)	0:36.89 [10] (0:11.96)	0:24.93 [11] (0:12.10)	0:12.83 [11] (0:12.83)	6.1L	+5

Scratched: Santastico (#4)

Report Created: Sat 10 August 2024 16:29:22 GMT+10 (Note: Timing is based on positional data)

- [] Position in running at each section and finish
- # Saddle cloth number
- :-:- No data available at this section
- DNF Did not finish
- NA No data available
- DNT Did not track
- █ Background shading for fastest section



RACINGSA

Morphettville SA

Race 7: Adelaide Galvanising Industries Handicap - 1200m

10 August 2024 - 3:40PM

Track Rating: Soft 6, Weather: Fine, Rail Position: +4m Entire Sectional 605m



Morphettville

Section Field Times							Overall	L1000	L800	L600	L400	L200		
							1:13.36 (0:13.92)	0:59.44 (0:11.13)	0:48.31 (0:11.72)	0:36.57 (0:12.03)	0:24.55 (0:11.99)	0:12.56 (0:12.56)	Margin	Distance Travelled From Winner [m]
Position	#	Horse/Jockey	Barrier	Top Speed [km/h]	Fastest Section	First 400m								
11	5	THE ART OF FLYING	1	64.2	0:11.41	0:25.54	1:14.41	1:00.28 [5]	0:48.87 [7]	0:37.07 [8]	0:25.02 [10]	0:12.85 [12]	6.5L	-2
		Margaret Collett		1200-1000	1000-800		(0:14.13)	(0:11.41)	(0:11.80)	(0:12.05)	(0:12.17)	(0:12.85)		
12	12	TUPOLEU	3	65.4	0:11.20	0:25.12	1:14.46	1:00.54 [2]	0:49.34 [3]	0:37.42 [3]	0:25.46 [3]	0:13.24 [8]	6.9L	-2
		Alana Livesey		1200-1000	1000-800		(0:13.92)	(0:11.20)	(0:11.92)	(0:11.96)	(0:12.22)	(0:13.24)		

Scratched: Santastico (#4)

- [] Position in running at each section and finish # Saddle cloth number
- :-:- No data available at this section DNF Did not finish
- NA No data available DNT Did not track
- █ Background shading for fastest section

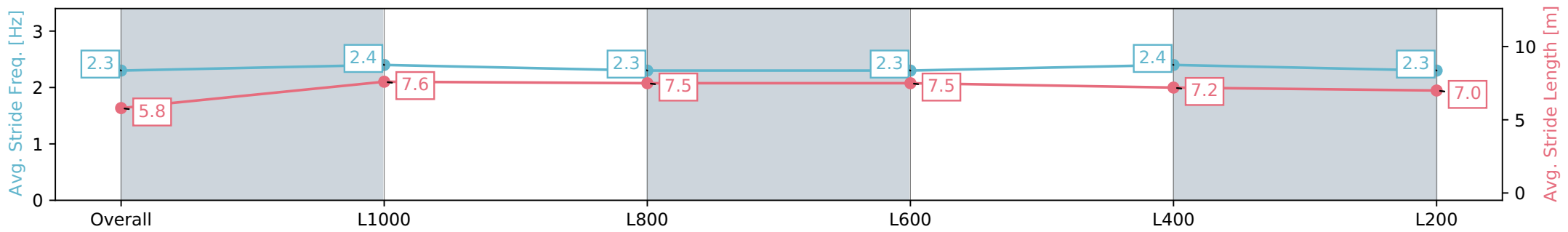
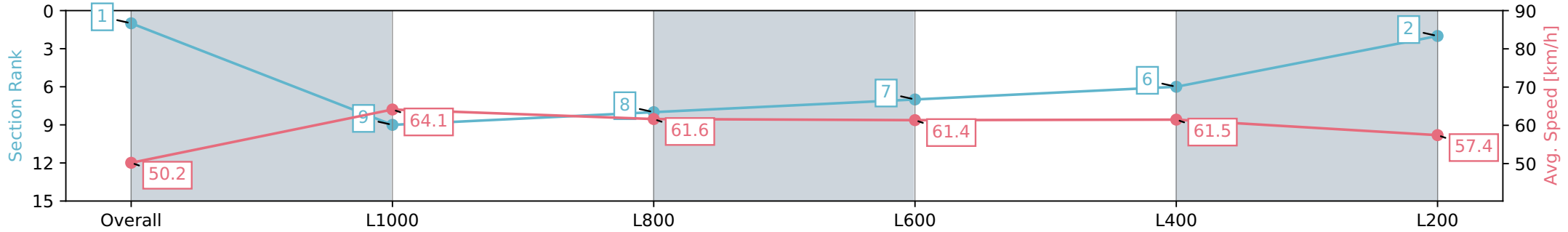
Horse/Jockey Name	VOLTAGE POINT/Jason Holder
Finish Rank	1
Fastest Section Time (Section)	0:11.24 (L1000)
Top Speed [km/h] (Section)	65.3 (Overall)
Race State	Finished



Morphettville SA - Professional
 Race 7: Adelaide Galvanising Industries Handicap - 1200m
 10 August 2024 - 3:40PM
 Track Rating: Soft 6, Weather: Fine, Rail Position: +4m Entire Sectional 605m



Section	Overall	L1000	L800	L600	L400	L200
Section Times	1:13.36 [1] (0:14.34)	0:59.02 [9] (0:11.24)	0:47.78 [8] (0:11.73)	0:36.05 [7] (0:11.80)	0:24.25 [6] (0:11.71)	0:12.54 [2] (0:12.54)
Average Speed [km/h]	50.2	64.1	61.6	61.4	61.5	57.4
Top Speed [km/h]	64.1	65.3	62.7	62.3	62.3	60.2
Avg. Dist. to Rail [m]	6.7	1.6	1.1	0.9	2.7	5.0
Avg. Stride Freq. [Hz]	2.3	2.4	2.3	2.3	2.4	2.3
Avg. Stride Length [m]	5.8	7.6	7.5	7.5	7.2	7.0



Report Created: Sat 10 August 2024 16:29:25 GMT+10 (Note: Timing is based on positional data)

- [] Ranking at each section and finish
- :-:- No data available at this section
- NA No data available

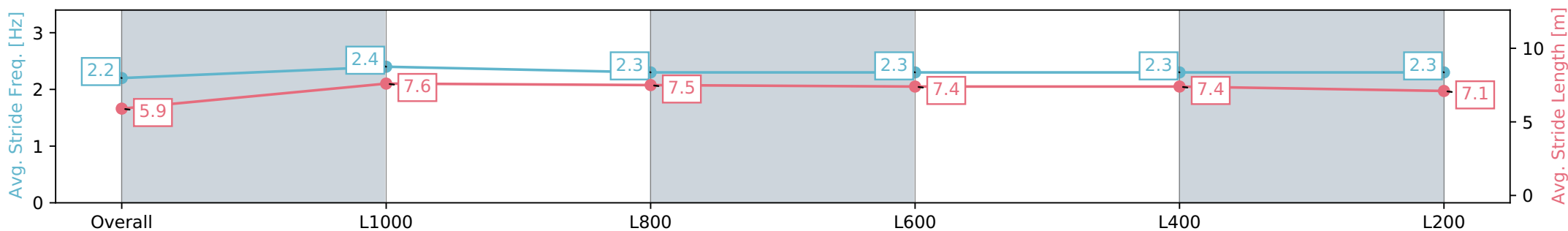
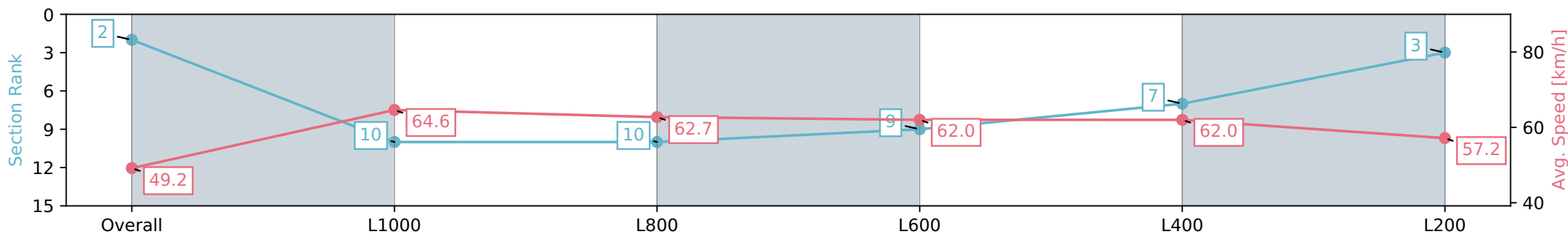
Horse/Jockey Name	ZARKANA/Kayla Crowther
Finish Rank	2
Fastest Section Time (Section)	0:11.17 (L1000)
Top Speed [km/h] (Section)	65.6 (Overall)
Race State	Finished



Morphettville SA - Professional
 Race 7: Adelaide Galvanising Industries Handicap - 1200m
 10 August 2024 - 3:40PM
 Track Rating: Soft 6, Weather: Fine, Rail Position: +4m Entire
 Sectional 605m



Section	Overall	L1000	L800	L600	L400	L200
Section Times	1:13.48 [2] (0:14.63)	0:58.85 [10] (0:11.17)	0:47.68 [10] (0:11.59)	0:36.09 [9] (0:11.80)	0:24.29 [7] (0:11.69)	0:12.60 [3] (0:12.60)
Average Speed [km/h]	49.2	64.6	62.7	62.0	62.0	57.2
Top Speed [km/h]	63.7	65.6	63.9	63.5	63.1	60.4
Avg. Dist. to Rail [m]	6.5	3.3	2.8	3.1	5.1	5.7
Avg. Stride Freq. [Hz]	2.2	2.4	2.3	2.3	2.3	2.3
Avg. Stride Length [m]	5.9	7.6	7.5	7.4	7.4	7.1



Report Created: Sat 10 August 2024 16:29:28 GMT+10 (Note: Timing is based on positional data)

- [] Ranking at each section and finish
- :-:- No data available at this section
- NA No data available

Horse/Jockey Name	KOMACHI/Rochelle Milnes
Finish Rank	3
Fastest Section Time (Section)	0:11.23 (L1000)
Top Speed [km/h] (Section)	64.8 (Overall)
Race State	Finished



Morphettville SA - Professional

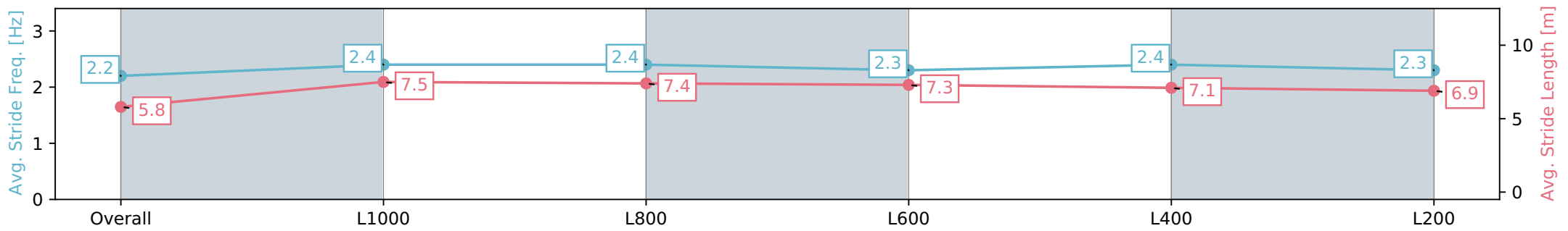
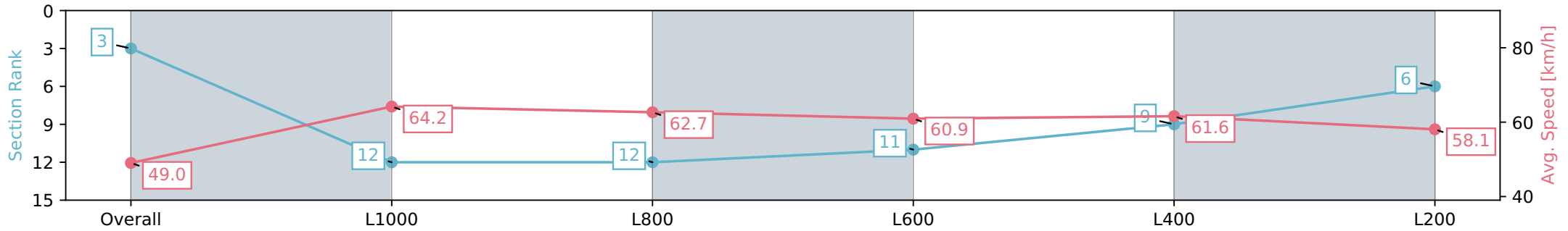
Race 7: Adelaide Galvanising Industries Handicap - 1200m

10 August 2024 - 3:40PM

Track Rating: Soft 6, Weather: Fine, Rail Position: +4m Entire Sectional 605m



Section	Overall	L1000	L800	L600	L400	L200
Section Times	1:13.53 [3] (0:14.70)	0:58.83 [12] (0:11.23)	0:47.60 [12] (0:11.54)	0:36.06 [11] (0:11.89)	0:24.17 [9] (0:11.78)	0:12.39 [6] (0:12.39)
Average Speed [km/h]	49.0	64.2	62.7	60.9	61.6	58.1
Top Speed [km/h]	64.8	64.8	64.5	61.8	62.9	61.2
Avg. Dist. to Rail [m]	5.1	1.6	1.8	1.3	5.4	6.6
Avg. Stride Freq. [Hz]	2.2	2.4	2.4	2.3	2.4	2.3
Avg. Stride Length [m]	5.8	7.5	7.4	7.3	7.1	6.9



Report Created: Sat 10 August 2024 16:29:31 GMT+10 (Note: Timing is based on positional data)

- [] Ranking at each section and finish
- :-:- No data available at this section
- NA No data available



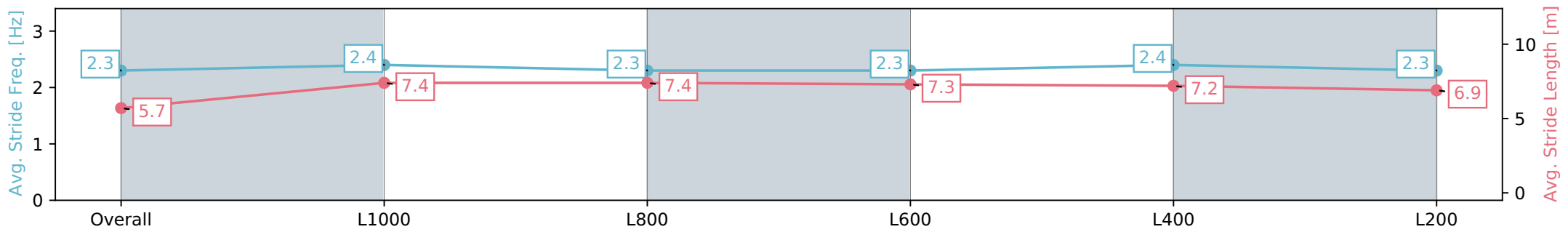
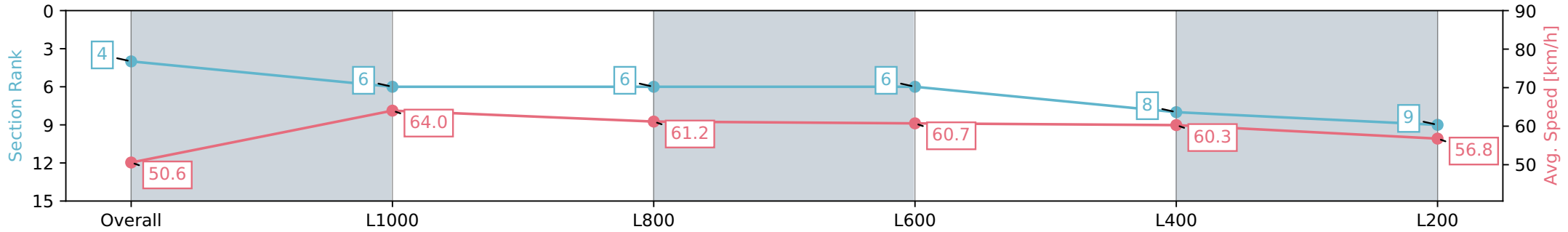
Horse/Jockey Name	PORTATION/Taylor Johnstone
Finish Rank	4
Fastest Section Time (Section)	0:11.25 (L1000)
Top Speed [km/h] (Section)	65.1 (Overall)
Race State	Finished



Morphettville SA - Professional
 Race 7: Adelaide Galvanising Industries Handicap - 1200m
 10 August 2024 - 3:40PM
 Track Rating: Soft 6, Weather: Fine, Rail Position: +4m Entire
 Sectional 605m



Section	Overall	L1000	L800	L600	L400	L200
Section Times	1:13.94 [4] (0:14.24)	0:59.70 [6] (0:11.25)	0:48.45 [6] (0:11.81)	0:36.64 [6] (0:11.94)	0:24.70 [8] (0:12.00)	0:12.70 [9] (0:12.70)
Average Speed [km/h]	50.6	64.0	61.2	60.7	60.3	56.8
Top Speed [km/h]	65.1	64.9	63.3	62.6	61.6	59.6
Avg. Dist. to Rail [m]	5.2	2.2	1.3	1.1	5.1	7.5
Avg. Stride Freq. [Hz]	2.3	2.4	2.3	2.3	2.4	2.3
Avg. Stride Length [m]	5.7	7.4	7.4	7.3	7.2	6.9



Report Created: Sat 10 August 2024 16:29:33 GMT+10 (Note: Timing is based on positional data)

- [] Ranking at each section and finish
- :-:- No data available at this section
- NA No data available



Horse/Jockey Name	THE HASS/Caitlin Jones
Finish Rank	5
Fastest Section Time (Section)	0:11.14 (L1000)
Top Speed [km/h] (Section)	67.2 (Overall)
Race State	Finished



Morphettville SA - Professional

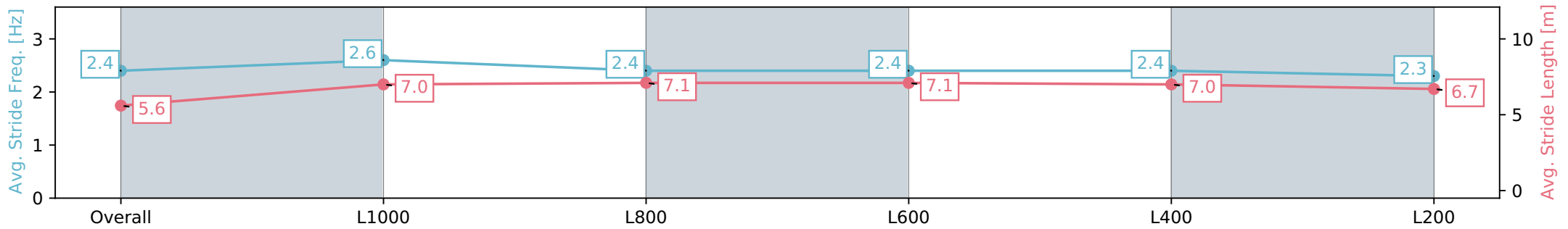
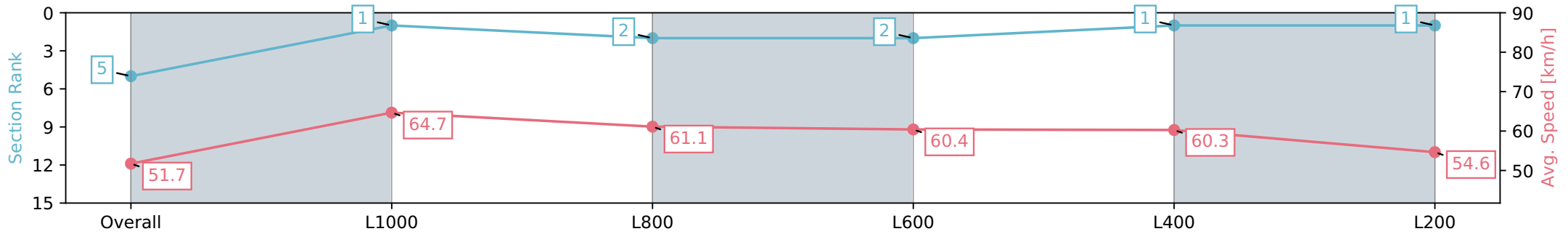
Race 7: Adelaide Galvanising Industries Handicap - 1200m

10 August 2024 - 3:40PM

Track Rating: Soft 6, Weather: Fine, Rail Position: +4m Entire Sectional 605m



Section	Overall	L1000	L800	L600	L400	L200
Section Times	1:13.97 [5] (0:13.92)	1:00.05 [1] (0:11.14)	0:48.91 [2] (0:11.82)	0:37.09 [2] (0:11.93)	0:25.16 [1] (0:11.99)	0:13.17 [1] (0:13.17)
Average Speed [km/h]	51.7	64.7	61.1	60.4	60.3	54.6
Top Speed [km/h]	67.2	66.9	64.1	62.3	61.9	58.2
Avg. Dist. to Rail [m]	8.6	2.2	0.8	0.6	2.3	2.9
Avg. Stride Freq. [Hz]	2.4	2.6	2.4	2.4	2.4	2.3
Avg. Stride Length [m]	5.6	7.0	7.1	7.1	7.0	6.7



- [] Ranking at each section and finish
- :-:- No data available at this section
- NA No data available

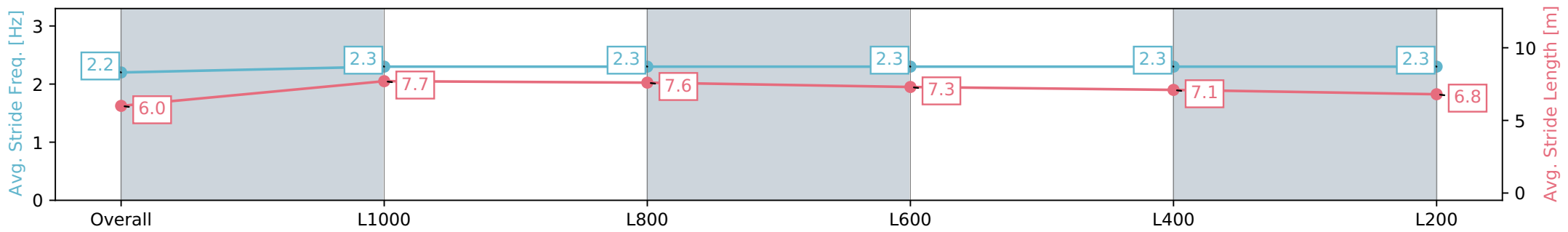
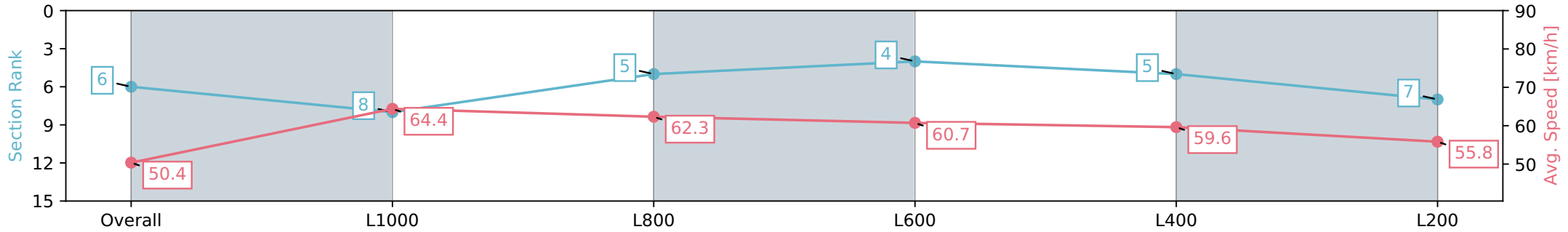
Horse/Jockey Name	SOLAR BLAST/Jake Toeroek
Finish Rank	6
Fastest Section Time (Section)	0:11.17 (L1000)
Top Speed [km/h] (Section)	65.6 (Overall)
Race State	Finished



Morphettville SA - Professional
 Race 7: Adelaide Galvanising Industries Handicap - 1200m
 10 August 2024 - 3:40PM
 Track Rating: Soft 6, Weather: Fine, Rail Position: +4m Entire Sectional 605m



Section	Overall	L1000	L800	L600	L400	L200
Section Times	1:14.04 [6] (0:14.31)	0:59.73 [8] (0:11.17)	0:48.56 [5] (0:11.61)	0:36.95 [4] (0:11.95)	0:25.00 [5] (0:12.12)	0:12.88 [7] (0:12.88)
Average Speed [km/h]	50.4	64.4	62.3	60.7	59.6	55.8
Top Speed [km/h]	65.2	65.6	64.1	62.0	61.6	58.1
Avg. Dist. to Rail [m]	5.5	1.9	1.4	1.3	3.3	5.3
Avg. Stride Freq. [Hz]	2.2	2.3	2.3	2.3	2.3	2.3
Avg. Stride Length [m]	6.0	7.7	7.6	7.3	7.1	6.8



Report Created: Sat 10 August 2024 16:29:38 GMT+10 (Note: Timing is based on positional data)

- [] Ranking at each section and finish
- :-:- No data available at this section
- NA No data available



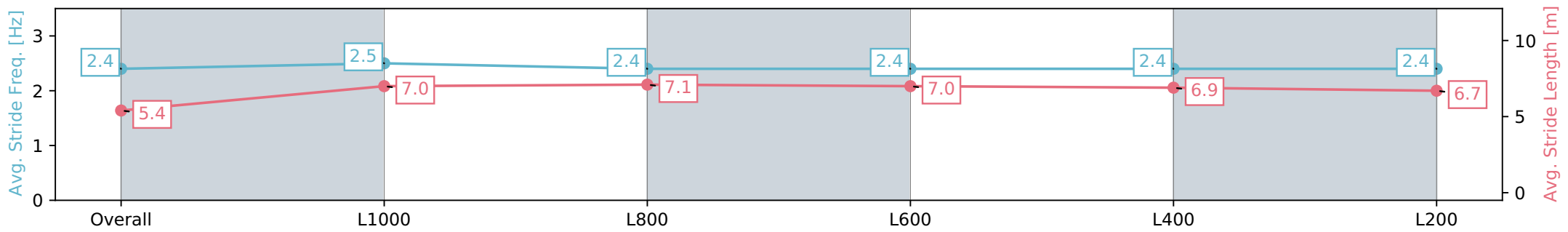
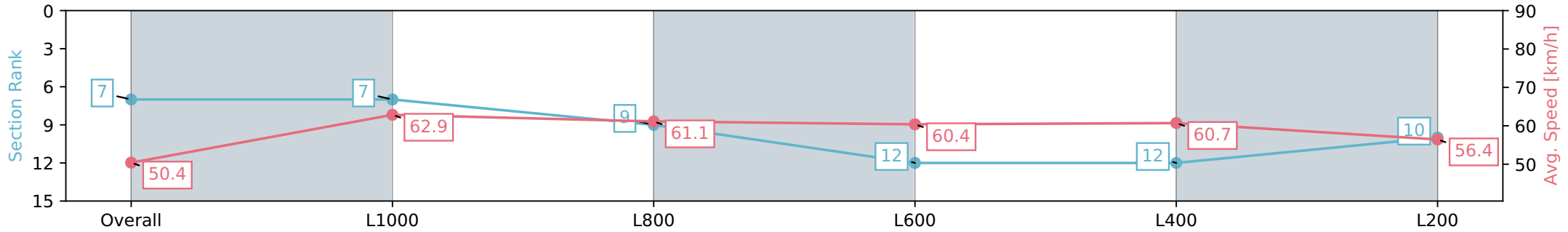
Horse/Jockey Name	TOAST THE DEEL/Jessica Eaton
Finish Rank	7
Fastest Section Time (Section)	0:11.45 (L1000)
Top Speed [km/h] (Section)	65.5 (Overall)
Race State	Finished



Morphettville SA - Professional
 Race 7: Adelaide Galvanising Industries Handicap - 1200m
 10 August 2024 - 3:40PM
 Track Rating: Soft 6, Weather: Fine, Rail Position: +4m Entire
 Sectional 605m



Section	Overall	L1000	L800	L600	L400	L200
Section Times	1:14.12 [7] (0:14.30)	0:59.82 [7] (0:11.45)	0:48.37 [9] (0:11.81)	0:36.56 [12] (0:11.91)	0:24.65 [12] (0:11.88)	0:12.77 [10] (0:12.77)
Average Speed [km/h]	50.4	62.9	61.1	60.4	60.7	56.4
Top Speed [km/h]	65.5	64.2	63.0	62.1	61.7	59.7
Avg. Dist. to Rail [m]	2.9	0.9	0.7	0.4	1.9	3.4
Avg. Stride Freq. [Hz]	2.4	2.5	2.4	2.4	2.4	2.4
Avg. Stride Length [m]	5.4	7.0	7.1	7.0	6.9	6.7



Report Created: Sat 10 August 2024 16:29:41 GMT+10 (Note: Timing is based on positional data)

- [] Ranking at each section and finish
- :-:- No data available at this section
- NA No data available



Horse/Jockey Name	DUNMAGHLAS/Alice Lindsay
Finish Rank	8
Fastest Section Time (Section)	0:11.28 (L1000)
Top Speed [km/h] (Section)	64.6 (Overall)
Race State	Finished



Morphettville SA - Professional

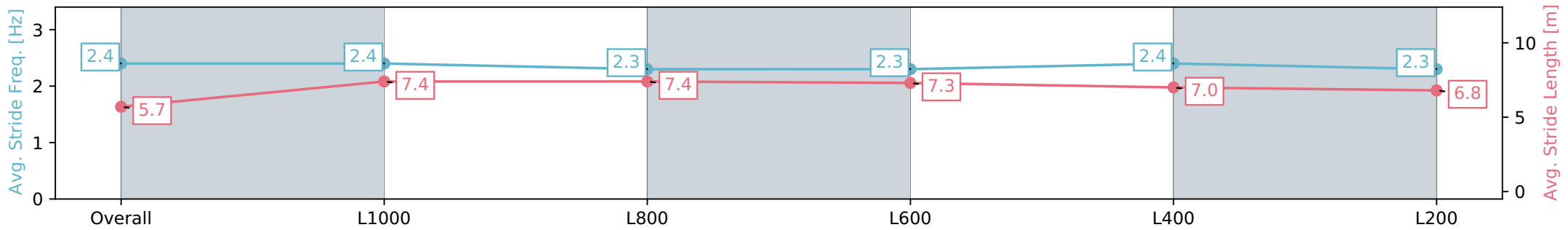
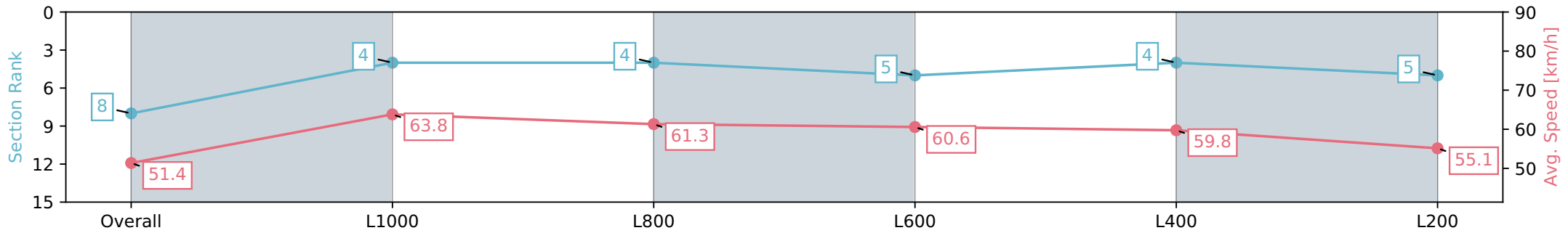
Race 7: Adelaide Galvanising Industries Handicap - 1200m

10 August 2024 - 3:40PM

Track Rating: Soft 6, Weather: Fine, Rail Position: +4m Entire Sectional 605m



Section	Overall	L1000	L800	L600	L400	L200
Section Times	1:14.15 [8] (0:14.03)	1:00.12 [4] (0:11.28)	0:48.83 [4] (0:11.78)	0:37.05 [5] (0:11.93)	0:25.12 [4] (0:12.06)	0:13.06 [5] (0:13.06)
Average Speed [km/h]	51.4	63.8	61.3	60.6	59.8	55.1
Top Speed [km/h]	64.6	64.6	63.7	62.4	61.7	58.1
Avg. Dist. to Rail [m]	4.1	1.4	1.2	0.6	1.9	2.4
Avg. Stride Freq. [Hz]	2.4	2.4	2.3	2.3	2.4	2.3
Avg. Stride Length [m]	5.7	7.4	7.4	7.3	7.0	6.8



Report Created: Sat 10 August 2024 16:29:43 GMT+10 (Note: Timing is based on positional data)

- [] Ranking at each section and finish
- :-:- No data available at this section
- NA No data available

Horse/Jockey Name	OVEREXTEND/Ben Price
Finish Rank	9
Fastest Section Time (Section)	0:11.08 (L1000)
Top Speed [km/h] (Section)	67.2 (Overall)
Race State	Finished



Morphettville SA - Professional

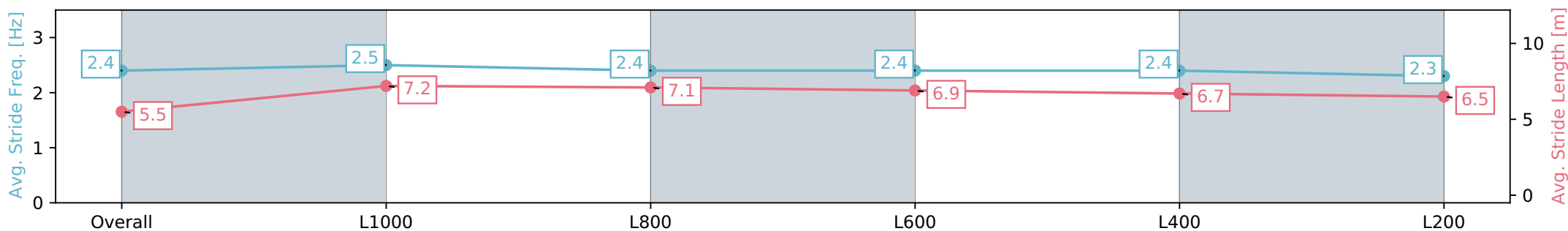
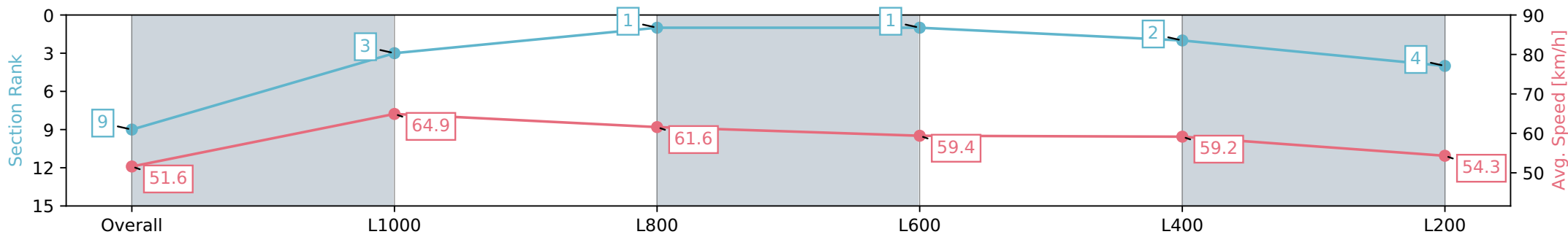
Race 7: Adelaide Galvanising Industries Handicap - 1200m

10 August 2024 - 3:40PM

Track Rating: Soft 6, Weather: Fine, Rail Position: +4m Entire Sectional 605m



Section	Overall	L1000	L800	L600	L400	L200
Section Times	1:14.24 [9] (0:13.97)	1:00.27 [3] (0:11.08)	0:49.19 [1] (0:11.72)	0:37.47 [1] (0:12.07)	0:25.40 [2] (0:12.15)	0:13.25 [4] (0:13.25)
Average Speed [km/h]	51.6	64.9	61.6	59.4	59.2	54.3
Top Speed [km/h]	67.2	66.3	63.4	60.8	60.9	58.6
Avg. Dist. to Rail [m]	9.2	3.2	1.3	0.9	0.7	0.3
Avg. Stride Freq. [Hz]	2.4	2.5	2.4	2.4	2.4	2.3
Avg. Stride Length [m]	5.5	7.2	7.1	6.9	6.7	6.5



Report Created: Sat 10 August 2024 16:29:46 GMT+10 (Note: Timing is based on positional data)

- [] Ranking at each section and finish
- :-:- No data available at this section
- NA No data available

Horse/Jockey Name	GALACTIC FURY/Sophie Logan
Finish Rank	10
Fastest Section Time (Section)	0:11.17 (L1000)
Top Speed [km/h] (Section)	65.0 (Overall)
Race State	Finished



Morphettville SA - Professional

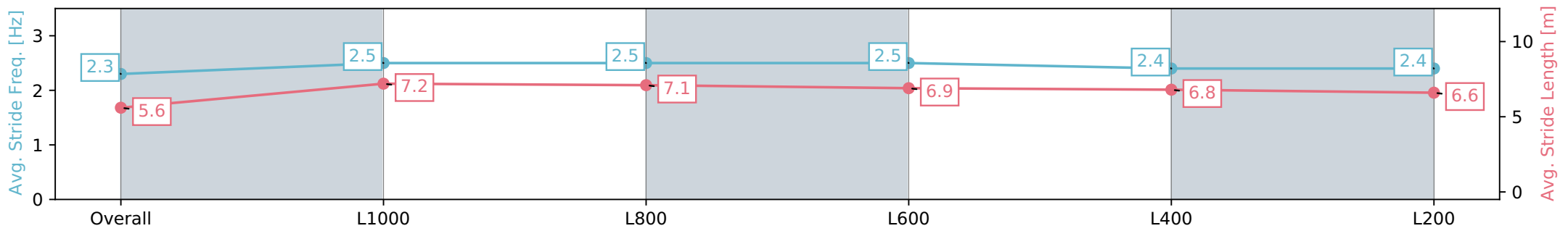
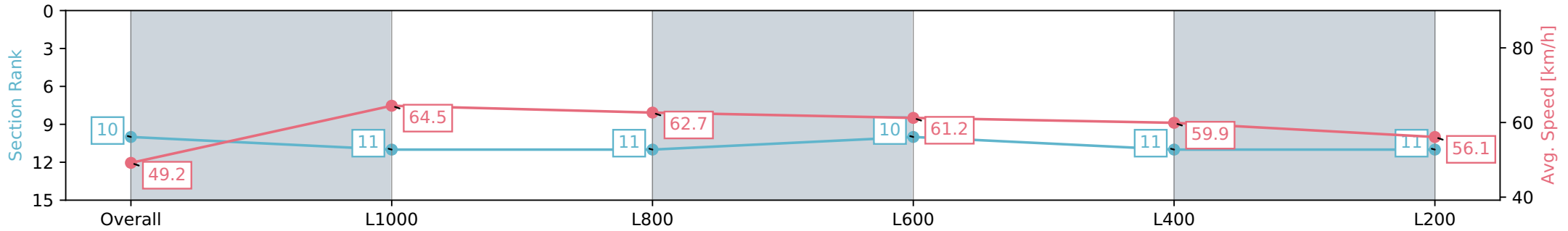
Race 7: Adelaide Galvanising Industries Handicap - 1200m

10 August 2024 - 3:40PM

Track Rating: Soft 6, Weather: Fine, Rail Position: +4m Entire Sectional 605m



Section	Overall	L1000	L800	L600	L400	L200
Section Times	1:14.34 [10] (0:14.65)	0:59.69 [11] (0:11.17)	0:48.52 [11] (0:11.63)	0:36.89 [10] (0:11.96)	0:24.93 [11] (0:12.10)	0:12.83 [11] (0:12.83)
Average Speed [km/h]	49.2	64.5	62.7	61.2	59.9	56.1
Top Speed [km/h]	63.8	65.0	64.3	62.2	61.6	58.8
Avg. Dist. to Rail [m]	7.8	4.1	3.4	3.3	5.3	5.6
Avg. Stride Freq. [Hz]	2.3	2.5	2.5	2.5	2.4	2.4
Avg. Stride Length [m]	5.6	7.2	7.1	6.9	6.8	6.6



[] Ranking at each section and finish
 -:-:- No data available at this section
 NA No data available

Horse/Jockey Name	THE ART OF FLYING/Margaret Collett
Finish Rank	11
Fastest Section Time (Section)	0:11.41 (L1000)
Top Speed [km/h] (Section)	64.2 (Overall)
Race State	Finished



Morphettville SA - Professional

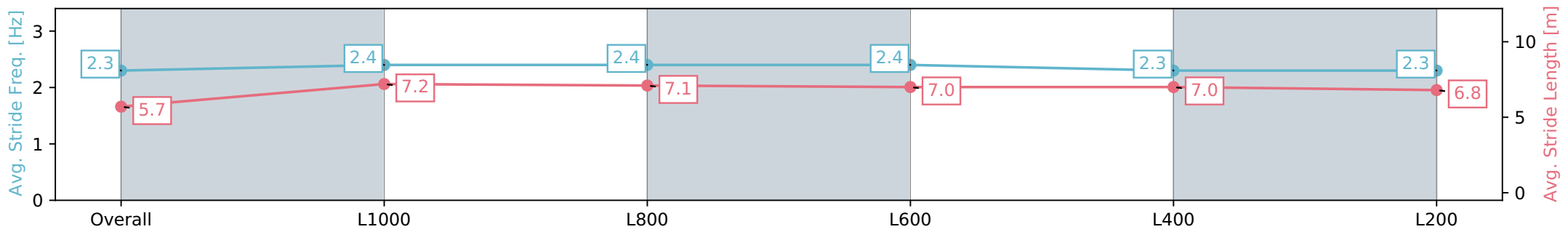
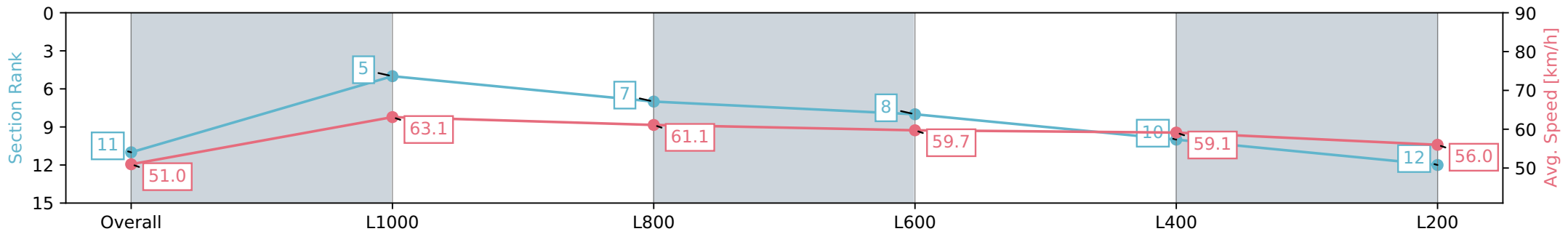
Race 7: Adelaide Galvanising Industries Handicap - 1200m

10 August 2024 - 3:40PM

Track Rating: Soft 6, Weather: Fine, Rail Position: +4m Entire Sectional 605m



Section	Overall	L1000	L800	L600	L400	L200
Section Times	1:14.41 [11] (0:14.13)	1:00.28 [5] (0:11.41)	0:48.87 [7] (0:11.80)	0:37.07 [8] (0:12.05)	0:25.02 [10] (0:12.17)	0:12.85 [12] (0:12.85)
Average Speed [km/h]	51.0	63.1	61.1	59.7	59.1	56.0
Top Speed [km/h]	64.2	64.0	62.8	60.9	60.1	58.0
Avg. Dist. to Rail [m]	1.9	1.3	0.6	0.3	0.9	2.4
Avg. Stride Freq. [Hz]	2.3	2.4	2.4	2.4	2.3	2.3
Avg. Stride Length [m]	5.7	7.2	7.1	7.0	7.0	6.8



[] Ranking at each section and finish
 -:-:- No data available at this section
 NA No data available

Horse/Jockey Name	TUPOLEU/Alana Livesey
Finish Rank	12
Fastest Section Time (Section)	0:11.20 (L1000)
Top Speed [km/h] (Section)	65.4 (Overall)
Race State	Finished



Morphettville SA - Professional

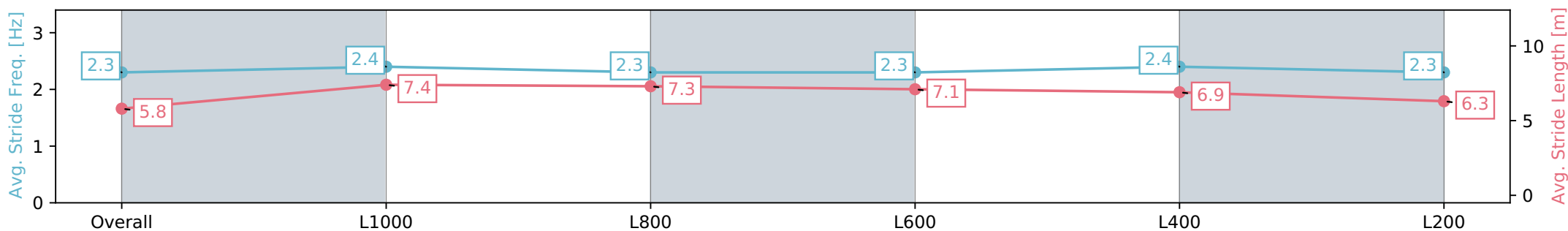
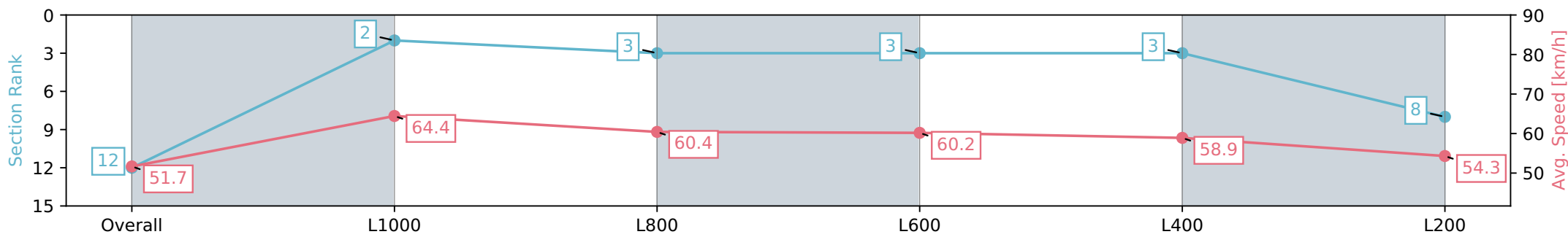
Race 7: Adelaide Galvanising Industries Handicap - 1200m

10 August 2024 - 3:40PM

Track Rating: Soft 6, Weather: Fine, Rail Position: +4m Entire Sectional 605m



Section	Overall	L1000	L800	L600	L400	L200
Section Times	1:14.46 [12] (0:13.92)	1:00.54 [2] (0:11.20)	0:49.34 [3] (0:11.92)	0:37.42 [3] (0:11.96)	0:25.46 [3] (0:12.22)	0:13.24 [8] (0:13.24)
Average Speed [km/h]	51.7	64.4	60.4	60.2	58.9	54.3
Top Speed [km/h]	65.4	65.4	62.6	61.1	59.7	57.6
Avg. Dist. to Rail [m]	3.0	0.8	0.7	0.2	0.5	1.3
Avg. Stride Freq. [Hz]	2.3	2.4	2.3	2.3	2.4	2.3
Avg. Stride Length [m]	5.8	7.4	7.3	7.1	6.9	6.3



Report Created: Sat 10 August 2024 16:29:53 GMT+10 (Note: Timing is based on positional data)

- [] Ranking at each section and finish
- :-:- No data available at this section
- NA No data available