



RACINGSA

Morphettville SA

Race 1: Sportsbet Handicap - 2019m

10 August 2024 - 12:02PM



Morphettville

Track Rating: Soft 6, Weather: Fine, Rail Position: +4m Entire Sectional 605m

Section Field Times

Overall	L1800	L1600	L1400	L1200	L1000
2:09.85 (0:16.88)	1:52.97 (0:12.99)	1:39.97 (0:13.01)	1:26.96 (0:13.44)	1:13.52 (0:12.76)	1:00.76 (0:12.27)

Position	#	Horse/Jockey	Barrier	Top Speed [km/h]	Fastest Section	First 400m	Overall	L1800	L1600	L1400	L1200	L1000	Distance Travelled From Winner [m]
1	3	NEW YORK HURRICANE Callan Murray	7	62.6 1200-1000	0:11.83 400-200	0:29.00	2:09.85 (0:17.05)	1:52.80 [2] (0:13.17)	1:39.63 [3] (0:12.98)	1:26.65 [3] (0:13.47)	1:13.18 [3] (0:12.73)	1:00.45 [3] (0:12.22)	
2	2	TEST THE LAW Jacob Opperman	2	62.4 1200-1000	0:11.74 800-600	0:29.23	2:10.49 (0:17.28)	1:53.20 [4] (0:13.15)	1:40.05 [4] (0:12.85)	1:27.20 [4] (0:13.48)	1:13.72 [4] (0:12.74)	1:00.98 [4] (0:12.11)	+3
3	4	MONTEPULCIANO Kayla Crowther	3	62.3 1000-800	0:11.84 600-400	0:29.42	2:10.49 (0:17.50)	1:52.99 [5] (0:13.10)	1:39.89 [5] (0:12.85)	1:27.04 [5] (0:13.55)	1:13.49 [5] (0:12.69)	1:00.80 [5] (0:12.17)	+2
4	8	CHOSEN MISS Felicity Atkinson	1	62.2 1200-1000	0:11.68 600-400	0:29.78	2:10.57 (0:17.80)	1:52.77 [8] (0:13.20)	1:39.57 [7] (0:12.72)	1:26.85 [7] (0:13.67)	1:13.18 [8] (0:12.69)	1:00.49 [8] (0:12.20)	-2
5	6	EXALTED RUTH Rochelle Milnes	6	62.2 1200-1000	0:11.83 800-600	0:29.81	2:10.72 (0:17.71)	1:53.01 [7] (0:13.30)	1:39.71 [8] (0:12.74)	1:26.97 [8] (0:13.52)	1:13.45 [7] (0:12.74)	1:00.71 [7] (0:12.17)	+3
6	7	EUREKA'S VICTORY Dom Tourneur	4	61.7 1200-1000	0:11.90 800-600	0:28.69	2:10.76 (0:16.88)	1:53.88 [1] (0:12.99)	1:40.89 [1] (0:13.02)	1:27.87 [1] (0:13.43)	1:14.44 [1] (0:12.76)	1:01.68 [1] (0:12.27)	-2
7	5	SHAKESPEARE Jake Toeroek	5	62.2 1200-1000	0:11.81 800-600	0:29.61	2:10.86 (0:17.62)	1:53.24 [6] (0:13.18)	1:40.06 [6] (0:12.74)	1:27.32 [6] (0:13.50)	1:13.82 [6] (0:12.68)	1:01.14 [6] (0:12.09)	+1
8	1	THRILL KILL Margaret Collett	8	62.6 1200-1000	0:11.75 800-600	0:28.86	2:11.24 (0:17.12)	1:54.12 [3] (0:12.92)	1:41.20 [2] (0:13.01)	1:28.19 [2] (0:13.42)	1:14.77 [2] (0:12.76)	1:02.01 [2] (0:12.27)	+3

- [] Position in running at each section and finish
- No data available at this section
- NA No data available
- █ Background shading for fastest section
- # Saddle cloth number
- DNF Did not finish
- DNT Did not track



RACINGSA

Morphettville SA
Race 1: Sportsbet Handicap - 2019m
10 August 2024 - 12:02PM



Morphettville

Track Rating: Soft 6, Weather: Fine, Rail Position: +4m Entire Sectional 605m

Section Field Times

L800 0:48.49 (0:11.90)
L600 0:36.60 (0:11.90)
L400 0:24.70 (0:12.06)
L200 0:12.64 (0:12.64)

Table with columns: Position, #, Horse/Jockey, Barrier, Top Speed [km/h], Fastest Section, First 400m, L800, L600, L400, L200, Margin, Distance Travelled From Winner [m]. Rows include horses like NEW YORK HURRICANE, TEST THE LAW, MONTEPULCIANO, CHOSEN MISS, EXALTED RUTH, EUREKA'S VICTORY, SHAKESPEARE, and THRILL KILL.

- [] Position in running at each section and finish
Saddle cloth number
-:-:- No data available at this section
DNF Did not finish
NA No data available
DNT Did not track
Background shading for fastest section

Horse/Jockey Name	NEW YORK HURRICANE/Callan Murray
Finish Rank	1
Fastest Section Time (Section)	0:11.83 (L200)
Top Speed [km/h] (Section)	62.6 (L1000)
Race State	Finished



Morphettville SA - Professional

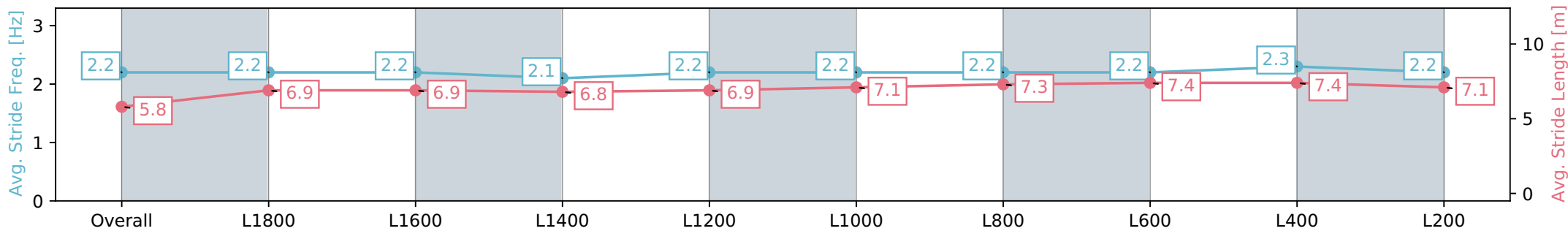
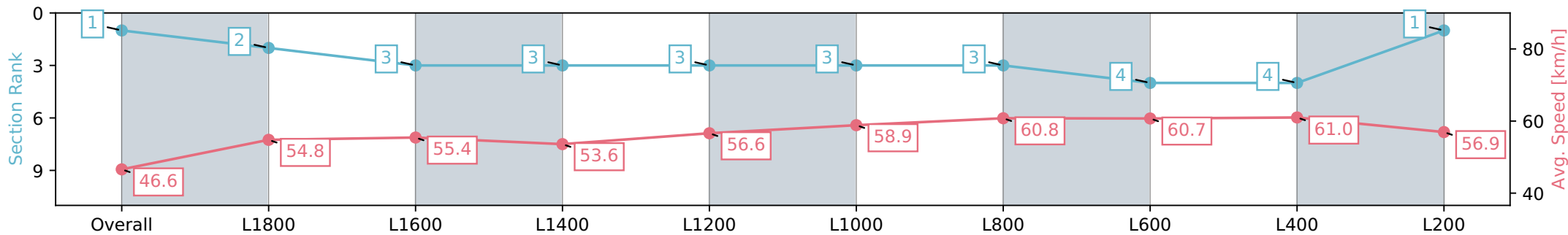
Race 1: Sportsbet Handicap - 2019m

10 August 2024 - 12:02PM

Track Rating: Soft 6, Weather: Fine, Rail Position: +4m Entire Sectional 605m



Section	Overall	L1800	L1600	L1400	L1200	L1000	L800	L600	L400	L200
Section Times	2:09.85 [1] (0:17.05)	1:52.80 [2] (0:13.17)	1:39.63 [3] (0:12.98)	1:26.65 [3] (0:13.47)	1:13.18 [3] (0:12.73)	1:00.45 [3] (0:12.22)	0:48.23 [3] (0:11.86)	0:36.37 [4] (0:11.89)	0:24.48 [4] (0:11.83)	0:12.65 [1] (0:12.65)
Average Speed [km/h]	46.6	54.8	55.4	53.6	56.6	58.9	60.8	60.7	61.0	56.9
Top Speed [km/h]	53.7	56.3	56.6	55.9	57.9	60.6	62.6	62.2	61.9	59.9
Avg. Dist. to Rail [m]	7.5	0.9	0.7	0.6	0.3	0.7	0.3	0.6	3.4	5.4
Avg. Stride Freq. [Hz]	2.2	2.2	2.2	2.1	2.2	2.2	2.2	2.2	2.3	2.2
Avg. Stride Length [m]	5.8	6.9	6.9	6.8	6.9	7.1	7.3	7.4	7.4	7.1



[] Ranking at each section and finish
 -:-:- No data available at this section
 NA No data available

Horse/Jockey Name	TEST THE LAW/Jacob Opperman
Finish Rank	2
Fastest Section Time (Section)	0:11.74 (L600)
Top Speed [km/h] (Section)	62.4 (L1000)
Race State	Finished



Morphettville SA - Professional

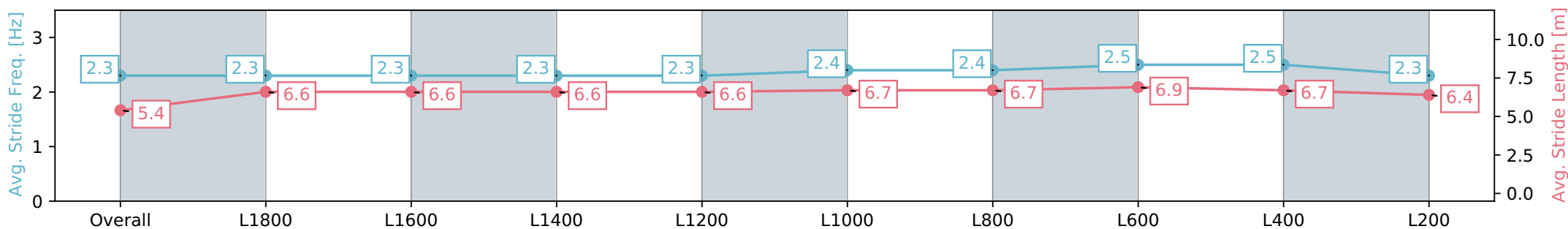
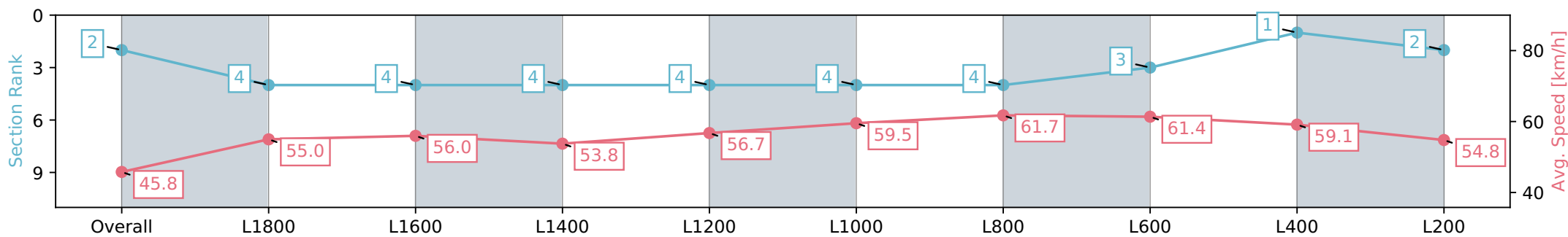
Race 1: Sportsbet Handicap - 2019m

10 August 2024 - 12:02PM

Track Rating: Soft 6, Weather: Fine, Rail Position: +4m Entire Sectional 605m



Section	Overall	L1800	L1600	L1400	L1200	L1000	L800	L600	L400	L200
Section Times	2:10.49 [2] (0:17.28)	1:53.20 [4] (0:13.15)	1:40.05 [4] (0:12.85)	1:27.20 [4] (0:13.48)	1:13.72 [4] (0:12.74)	1:00.98 [4] (0:12.11)	0:48.87 [4] (0:11.74)	0:37.13 [3] (0:11.79)	0:25.34 [1] (0:12.21)	0:13.13 [2] (0:13.13)
Average Speed [km/h]	45.8	55.0	56.0	53.8	56.7	59.5	61.7	61.4	59.1	54.8
Top Speed [km/h]	54.2	56.5	57.4	55.3	58.3	61.7	62.4	62.2	60.4	57.4
Avg. Dist. to Rail [m]	5.5	0.9	1.0	1.3	1.4	2.0	1.9	1.2	2.4	3.4
Avg. Stride Freq. [Hz]	2.3	2.3	2.3	2.3	2.3	2.4	2.4	2.5	2.5	2.3
Avg. Stride Length [m]	5.4	6.6	6.6	6.6	6.6	6.7	6.7	6.9	6.7	6.4



Report Created: Sat 10 August 2024 12:53:51 GMT+10 (Note: Timing is based on positional data)

- [] Ranking at each section and finish
- :-:- No data available at this section
- NA No data available

Horse/Jockey Name	MONTEPULCIANO/Kayla Crowther
Finish Rank	3
Fastest Section Time (Section)	0:11.84 (L400)
Top Speed [km/h] (Section)	62.3 (L800)
Race State	Finished



Morphettville SA - Professional

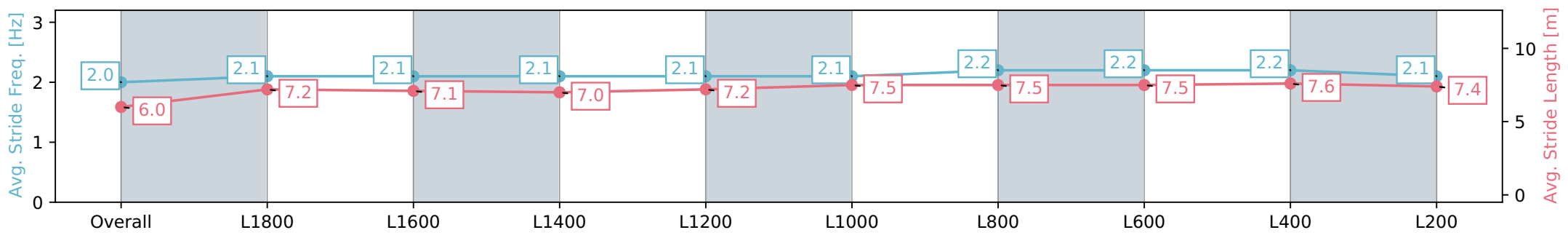
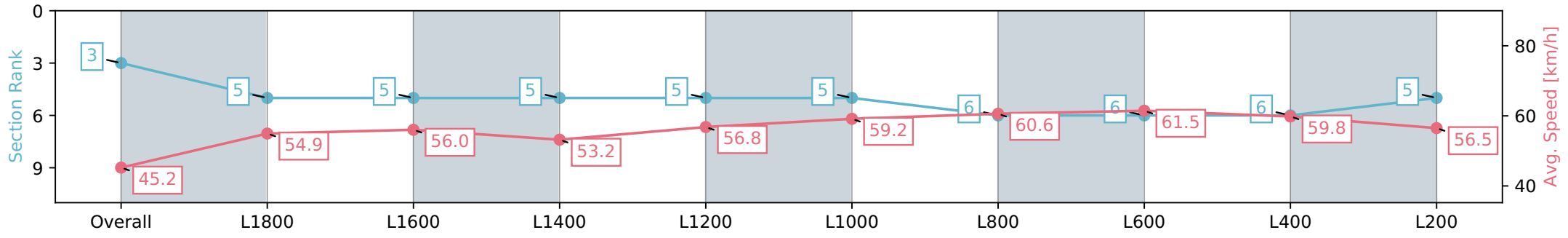
Race 1: Sportsbet Handicap - 2019m

10 August 2024 - 12:02PM

Track Rating: Soft 6, Weather: Fine, Rail Position: +4m Entire Sectional 605m



Section	Overall	L1800	L1600	L1400	L1200	L1000	L800	L600	L400	L200
Section Times	2:10.49 [3] (0:17.50)	1:52.99 [5] (0:13.10)	1:39.89 [5] (0:12.85)	1:27.04 [5] (0:13.55)	1:13.49 [5] (0:12.69)	1:00.80 [5] (0:12.17)	0:48.63 [6] (0:11.94)	0:36.69 [6] (0:11.84)	0:24.85 [6] (0:12.10)	0:12.75 [5] (0:12.75)
Average Speed [km/h]	45.2	54.9	56.0	53.2	56.8	59.2	60.6	61.5	59.8	56.5
Top Speed [km/h]	54.7	56.4	57.6	55.1	57.9	61.1	61.3	62.3	60.3	59.1
Avg. Dist. to Rail [m]	5.7	0.1	0.7	0.8	0.3	0.8	0.9	2.3	5.3	8.5
Avg. Stride Freq. [Hz]	2.0	2.1	2.1	2.1	2.1	2.1	2.2	2.2	2.2	2.1
Avg. Stride Length [m]	6.0	7.2	7.1	7.0	7.2	7.5	7.5	7.5	7.6	7.4



Report Created: Sat 10 August 2024 12:53:55 GMT+10 (Note: Timing is based on positional data)

- [] Ranking at each section and finish
- :-:- No data available at this section
- NA No data available



Horse/Jockey Name	CHOSEN MISS/Felicity Atkinson
Finish Rank	4
Fastest Section Time (Section)	0:11.68 (L400)
Top Speed [km/h] (Section)	62.2 (L1000)
Race State	Finished



Morphettville SA - Professional

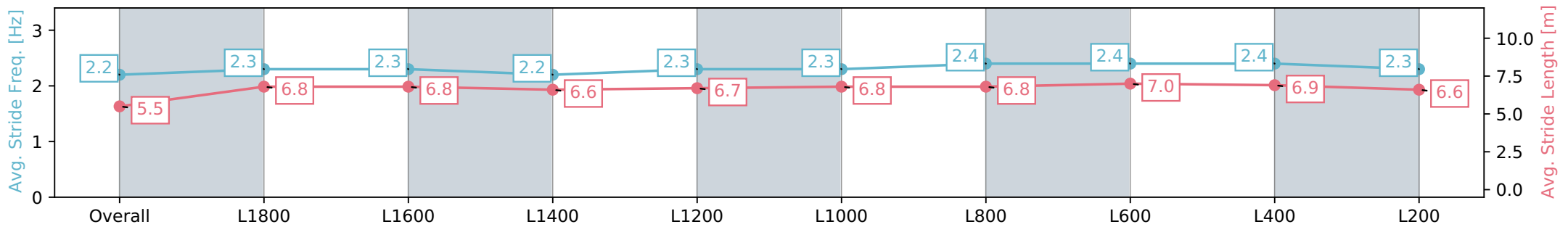
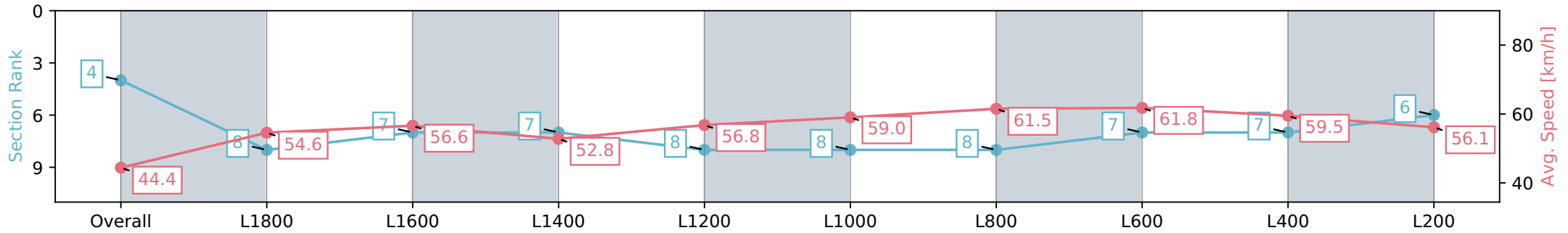
Race 1: Sportsbet Handicap - 2019m

10 August 2024 - 12:02PM

Track Rating: Soft 6, Weather: Fine, Rail Position: +4m Entire Sectional 605m



Section	Overall	L1800	L1600	L1400	L1200	L1000	L800	L600	L400	L200
Section Times	2:10.57 [4] (0:17.80)	1:52.77 [8] (0:13.20)	1:39.57 [7] (0:12.72)	1:26.85 [7] (0:13.67)	1:13.18 [8] (0:12.69)	1:00.49 [8] (0:12.20)	0:48.29 [8] (0:11.69)	0:36.60 [7] (0:11.68)	0:24.92 [7] (0:12.10)	0:12.82 [6] (0:12.82)
Average Speed [km/h]	44.4	54.6	56.6	52.8	56.8	59.0	61.5	61.8	59.5	56.1
Top Speed [km/h]	55.3	55.9	57.9	53.9	57.9	61.2	62.2	62.2	61.2	59.0
Avg. Dist. to Rail [m]	5.3	0.2	0.1	0.3	0.3	0.5	0.2	0.2	2.0	4.8
Avg. Stride Freq. [Hz]	2.2	2.3	2.3	2.2	2.3	2.3	2.4	2.4	2.4	2.3
Avg. Stride Length [m]	5.5	6.8	6.8	6.6	6.7	6.8	6.8	7.0	6.9	6.6



Report Created: Sat 10 August 2024 12:53:59 GMT+10 (Note: Timing is based on positional data)

- [] Ranking at each section and finish
- :-:- No data available at this section
- NA No data available

Horse/Jockey Name	EXALTED RUTH/Rochelle Milnes
Finish Rank	5
Fastest Section Time (Section)	0:11.83 (L600)
Top Speed [km/h] (Section)	62.2 (L1000)
Race State	Finished



Morphettville SA - Professional

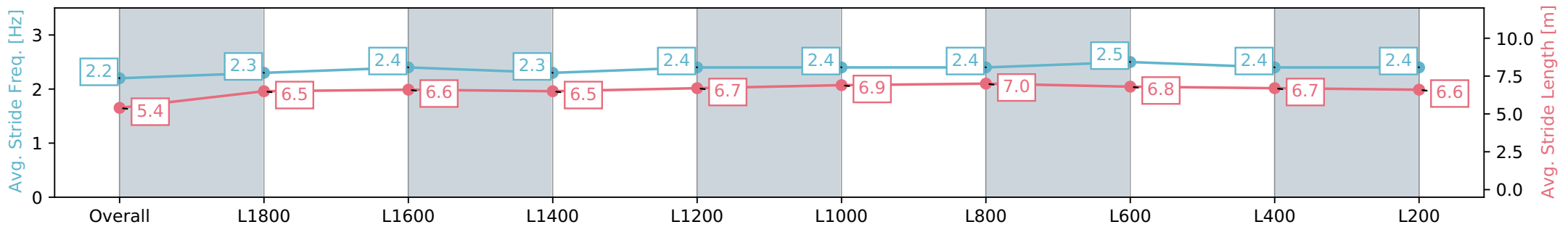
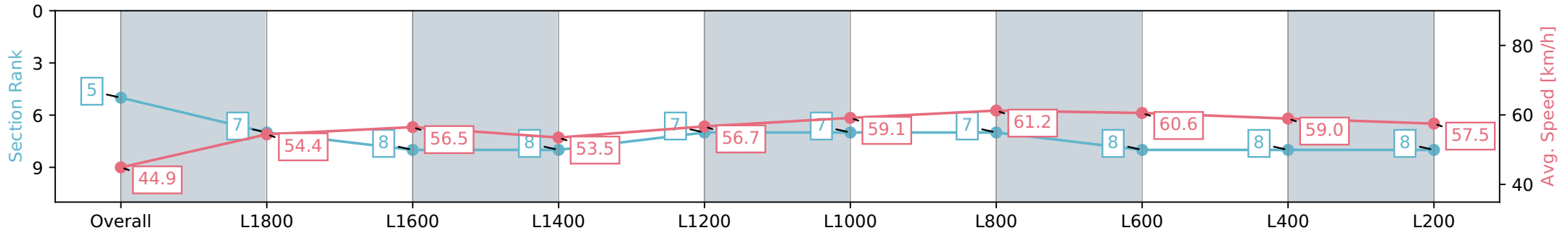
Race 1: Sportsbet Handicap - 2019m

10 August 2024 - 12:02PM

Track Rating: Soft 6, Weather: Fine, Rail Position: +4m Entire Sectional 605m



Section	Overall	L1800	L1600	L1400	L1200	L1000	L800	L600	L400	L200
Section Times	2:10.72 [5] (0:17.71)	1:53.01 [7] (0:13.30)	1:39.71 [8] (0:12.74)	1:26.97 [8] (0:13.52)	1:13.45 [7] (0:12.74)	1:00.71 [7] (0:12.17)	0:48.54 [7] (0:11.83)	0:36.71 [8] (0:11.96)	0:24.75 [8] (0:12.25)	0:12.50 [8] (0:12.50)
Average Speed [km/h]	44.9	54.4	56.5	53.5	56.7	59.1	61.2	60.6	59.0	57.5
Top Speed [km/h]	54.7	55.2	57.7	54.6	57.6	61.3	62.2	61.7	59.9	59.0
Avg. Dist. to Rail [m]	8.3	1.2	0.8	1.0	0.9	1.3	1.2	1.4	3.3	8.6
Avg. Stride Freq. [Hz]	2.2	2.3	2.4	2.3	2.4	2.4	2.4	2.4	2.5	2.4
Avg. Stride Length [m]	5.4	6.5	6.6	6.5	6.7	6.9	7.0	6.8	6.7	6.6



Report Created: Sat 10 August 2024 12:54:02 GMT+10 (Note: Timing is based on positional data)

- [] Ranking at each section and finish
- :-:- No data available at this section
- NA No data available

Horse/Jockey Name	EUREKA'S VICTORY/Dom Tourneur
Finish Rank	6
Fastest Section Time (Section)	0:11.90 (L600)
Top Speed [km/h] (Section)	61.7 (L1000)
Race State	Finished



Morphettville SA - Professional

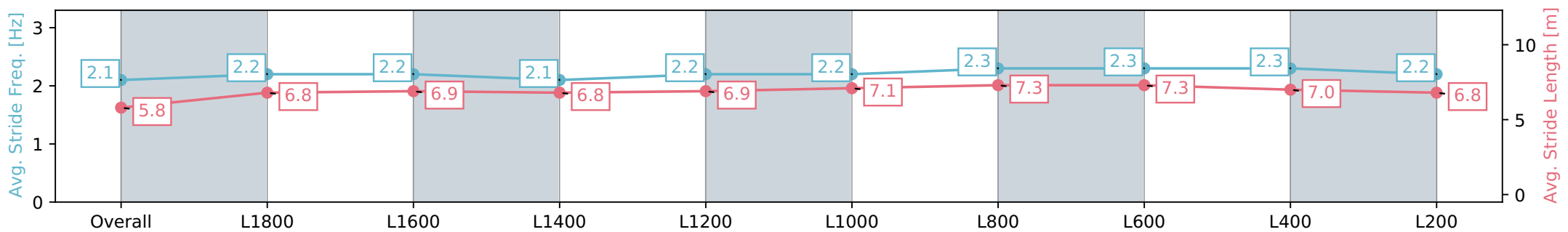
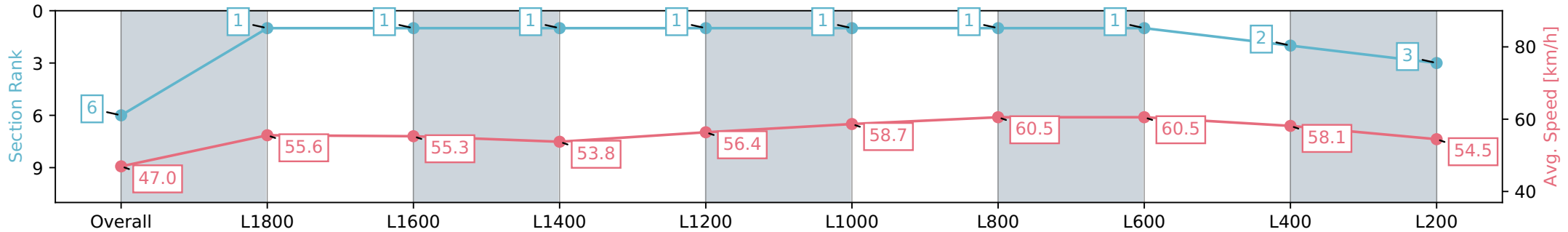
Race 1: Sportsbet Handicap - 2019m

10 August 2024 - 12:02PM

Track Rating: Soft 6, Weather: Fine, Rail Position: +4m Entire Sectional 605m



Section	Overall	L1800	L1600	L1400	L1200	L1000	L800	L600	L400	L200
Section Times	2:10.76 [6] (0:16.88)	1:53.88 [1] (0:12.99)	1:40.89 [1] (0:13.02)	1:27.87 [1] (0:13.43)	1:14.44 [1] (0:12.76)	1:01.68 [1] (0:12.27)	0:49.41 [1] (0:11.90)	0:37.51 [1] (0:11.91)	0:25.60 [2] (0:12.38)	0:13.22 [3] (0:13.22)
Average Speed [km/h]	47.0	55.6	55.3	53.8	56.4	58.7	60.5	60.5	58.1	54.5
Top Speed [km/h]	55.9	56.8	56.8	55.4	57.4	59.7	61.7	61.3	59.0	57.3
Avg. Dist. to Rail [m]	6.2	0.8	0.9	0.6	0.4	0.6	0.2	0.3	1.3	1.6
Avg. Stride Freq. [Hz]	2.1	2.2	2.2	2.1	2.2	2.2	2.3	2.3	2.3	2.2
Avg. Stride Length [m]	5.8	6.8	6.9	6.8	6.9	7.1	7.3	7.3	7.0	6.8



Report Created: Sat 10 August 2024 12:54:06 GMT+10 (Note: Timing is based on positional data)

- [] Ranking at each section and finish
- :-:- No data available at this section
- NA No data available



Horse/Jockey Name	SHAKESPEARE/Jake Toeroek
Finish Rank	7
Fastest Section Time (Section)	0:11.81 (L600)
Top Speed [km/h] (Section)	62.2 (L1000)
Race State	Finished



Morphettville SA - Professional

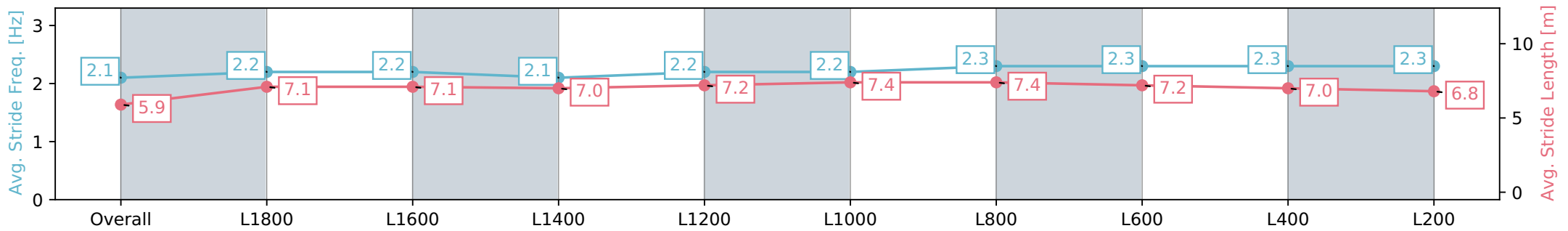
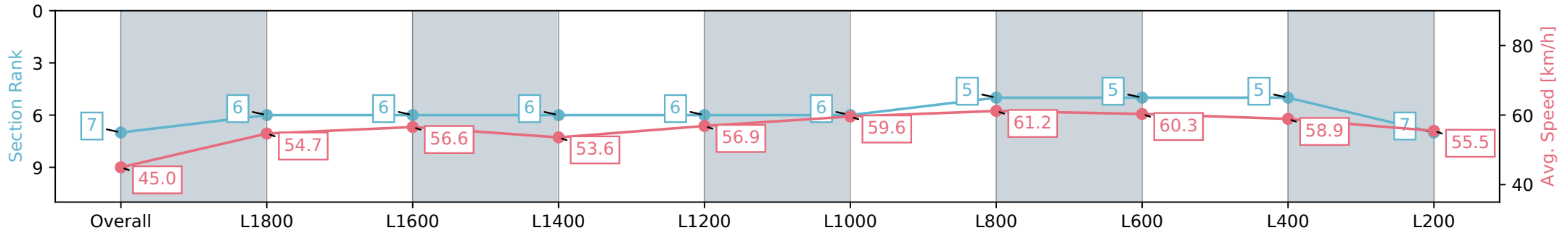
Race 1: Sportsbet Handicap - 2019m

10 August 2024 - 12:02PM

Track Rating: Soft 6, Weather: Fine, Rail Position: +4m Entire Sectional 605m



Section	Overall	L1800	L1600	L1400	L1200	L1000	L800	L600	L400	L200
Section Times	2:10.86 [7] (0:17.62)	1:53.24 [6] (0:13.18)	1:40.06 [6] (0:12.74)	1:27.32 [6] (0:13.50)	1:13.82 [6] (0:12.68)	1:01.14 [6] (0:12.09)	0:49.05 [5] (0:11.81)	0:37.24 [5] (0:12.01)	0:25.23 [5] (0:12.26)	0:12.97 [7] (0:12.97)
Average Speed [km/h]	45.0	54.7	56.6	53.6	56.9	59.6	61.2	60.3	58.9	55.5
Top Speed [km/h]	54.2	56.0	58.1	54.7	58.3	61.9	62.2	61.1	59.9	58.2
Avg. Dist. to Rail [m]	6.6	0.6	1.0	1.2	0.9	1.5	1.2	1.1	3.7	6.5
Avg. Stride Freq. [Hz]	2.1	2.2	2.2	2.1	2.2	2.2	2.3	2.3	2.3	2.3
Avg. Stride Length [m]	5.9	7.1	7.1	7.0	7.2	7.4	7.4	7.2	7.0	6.8



Report Created: Sat 10 August 2024 12:54:10 GMT+10 (Note: Timing is based on positional data)

- [] Ranking at each section and finish
- :-:- No data available at this section
- NA No data available

Horse/Jockey Name	THRILL KILL/Margaret Collett
Finish Rank	8
Fastest Section Time (Section)	0:11.75 (L600)
Top Speed [km/h] (Section)	62.6 (L1000)
Race State	Finished



Morphettville SA - Professional

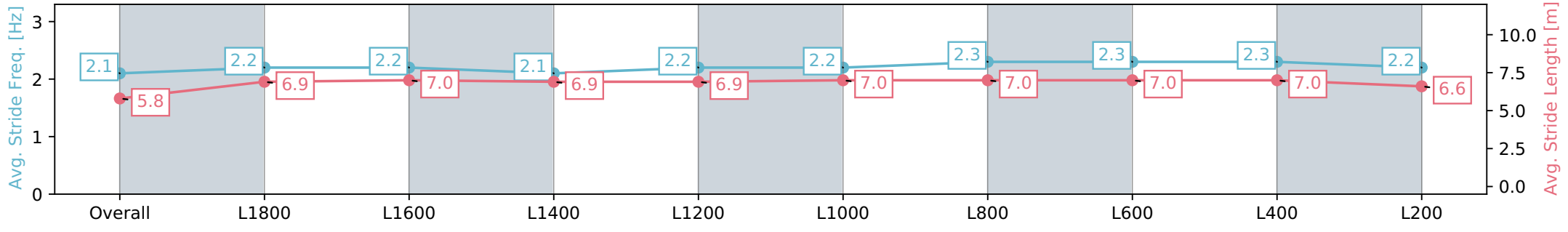
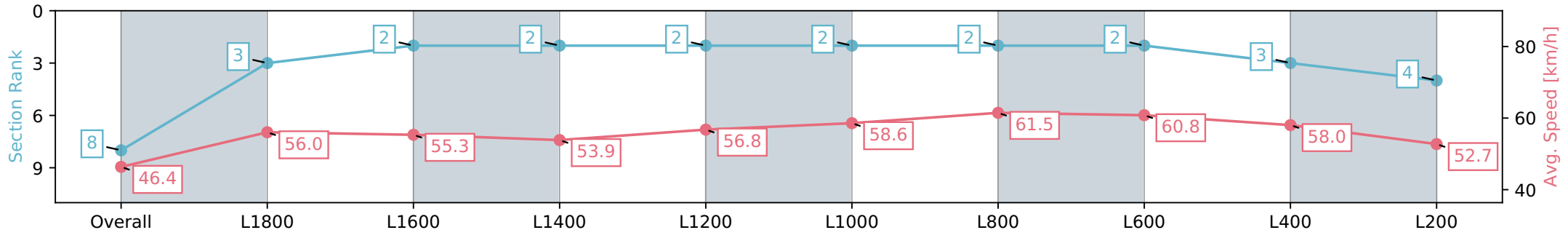
Race 1: Sportsbet Handicap - 2019m

10 August 2024 - 12:02PM

Track Rating: Soft 6, Weather: Fine, Rail Position: +4m Entire Sectional 605m



Section	Overall	L1800	L1600	L1400	L1200	L1000	L800	L600	L400	L200
Section Times	2:11.24 [8] (0:17.12)	1:54.12 [3] (0:12.92)	1:41.20 [2] (0:13.01)	1:28.19 [2] (0:13.42)	1:14.77 [2] (0:12.76)	1:02.01 [2] (0:12.27)	0:49.74 [2] (0:11.75)	0:37.99 [2] (0:11.92)	0:26.07 [3] (0:12.42)	0:13.65 [4] (0:13.65)
Average Speed [km/h]	46.4	56.0	55.3	53.9	56.8	58.6	61.5	60.8	58.0	52.7
Top Speed [km/h]	55.9	56.7	56.9	55.6	57.7	59.9	62.6	62.0	59.5	55.9
Avg. Dist. to Rail [m]	8.6	1.4	1.0	1.0	1.2	1.6	1.0	0.9	2.1	2.8
Avg. Stride Freq. [Hz]	2.1	2.2	2.2	2.1	2.2	2.2	2.3	2.3	2.3	2.2
Avg. Stride Length [m]	5.8	6.9	7.0	6.9	6.9	7.0	7.0	7.0	7.0	6.6



Report Created: Sat 10 August 2024 12:54:14 GMT+10 (Note: Timing is based on positional data)

- [] Ranking at each section and finish
- :-:- No data available at this section
- NA No data available

