



RACINGSA

# Morphettville SA

Race 4: Adelaide Galvanising Industries Handicap - 1500m

27 July 2024 - 1:37PM

Track Rating: Soft 7, Weather: Overcast, Rail Position: True



Morphettville

Section Field Times							Overall	L1400	L1200	L1000	L800	L600		
							1:36.26 (0:08.46)	1:27.80 (0:12.34)	1:15.46 (0:12.35)	1:03.11 (0:12.30)	0:50.81 (0:12.16)	0:38.65 (0:12.31)		
Position	#	Horse/Jockey	Barrier	Top Speed [km/h]	Fastest Section	First 400m								Distance Travelled From Winner [m]
1	2	FRANCE'S BOY Margaret Collett	5	60.3 800-600	0:12.13 800-600	0:27.15	1:36.26 (0:08.64)	1:27.62 [2] (0:12.34)	1:15.28 [2] (0:12.36)	1:02.92 [2] (0:12.28)	0:50.64 [2] (0:12.13)	0:38.51 [2] (0:12.20)		
2	4	RIALTOR Rochelle Milnes	3	60.1 800-600	0:12.17 800-600	0:26.95	1:36.34 (0:08.46)	1:27.88 [1] (0:12.33)	1:15.55 [1] (0:12.35)	1:03.20 [1] (0:12.30)	0:50.90 [1] (0:12.17)	0:38.73 [1] (0:12.31)		-3
3	7	RESERVOIR DOG Jacob Opperman	4	62.4 800-600	0:11.78 600-400	0:28.28	1:36.56 (0:09.10)	1:27.46 [6] (0:12.88)	1:14.58 [6] (0:12.53)	1:02.05 [6] (0:12.27)	0:49.78 [6] (0:11.98)	0:37.80 [6] (0:11.78)		+3
4	9	STRATUM PRIDE Jessica Eaton	7	63.1 800-600	0:11.84 800-600	0:28.54	1:36.75 (0:09.37)	1:27.38 [8] (0:12.87)	1:14.51 [8] (0:12.50)	1:02.01 [8] (0:12.30)	0:49.71 [8] (0:11.84)	0:37.87 [7] (0:12.14)		+3
5	8	MORE SUGAR Lachlan Neindorf	9	62.0 1000-800	0:12.12 600-400	0:27.95	1:36.77 (0:08.95)	1:27.82 [4] (0:12.74)	1:15.08 [4] (0:12.42)	1:02.66 [4] (0:12.25)	0:50.41 [4] (0:12.13)	0:38.28 [4] (0:12.12)		+0
6	6	SET TO PROPHET Samuel Payne	2	60.4 1000-800	0:12.08 800-600	0:28.03	1:36.94 (0:09.06)	1:27.88 [5] (0:12.80)	1:15.08 [5] (0:12.34)	1:02.74 [5] (0:12.26)	0:50.48 [5] (0:12.08)	0:38.40 [5] (0:12.17)		-6
7	3	FLEURIEU FLIPPER Dom Tourneur	10	59.7 1600-1400	0:12.31 1000-800	0:27.56	1:38.12 (0:08.91)	1:29.21 [3] (0:12.49)	1:16.72 [3] (0:12.38)	1:04.34 [3] (0:12.31)	0:52.03 [3] (0:12.37)	0:39.66 [3] (0:12.64)		+0
8	5	ENBARR Murray Henderson	1	59.7 1000-800	0:12.31 1000-800	0:28.40	1:39.15 (0:09.20)	1:29.95 [7] (0:13.03)	1:16.92 [7] (0:12.45)	1:04.47 [7] (0:12.31)	0:52.16 [7] (0:12.33)	0:39.83 [8] (0:12.73)		+1

Scratched: Chambers Bay (#1), Charm Slinga (#10)

- [ ] Position in running at each section and finish
- # Saddle cloth number
- :-:- No data available at this section
- DNF Did not finish
- NA No data available
- DNT Did not track
- █ Background shading for fastest section



RACINGSA

# Morphettville SA

Race 4: Adelaide Galvanising Industries Handicap - 1500m

27 July 2024 - 1:37PM

Track Rating: Soft 7, Weather: Overcast, Rail Position: True



Morphettville

## Section Field Times

L400  
0:26.34  
(0:12.53)

L200  
0:13.81  
(0:13.81)

Position	#	Horse/Jockey	Barrier	Top Speed [km/h]	Fastest Section	First 400m	L400	L200	Margin	Distance Travelled From Winner [m]
1	2	FRANCE'S BOY Margaret Collett	5	60.3 800-600	0:12.13 800-600	0:27.15	0:26.31 [2] (0:12.49)	0:13.82 [1] (0:13.82)	1:36.26	
2	4	RIALTOR Rochelle Milnes	3	60.1 800-600	0:12.17 800-600	0:26.95	0:26.42 [1] (0:12.62)	0:13.80 [2] (0:13.80)	0.4L	-3
3	7	RESERVOIR DOG Jacob Opperman	4	62.4 800-600	0:11.78 600-400	0:28.28	0:26.02 [3] (0:12.41)	0:13.61 [3] (0:13.61)	1.6L	+3
4	9	STRATUM PRIDE Jessica Eaton	7	63.1 800-600	0:11.84 800-600	0:28.54	0:25.73 [6] (0:12.53)	0:13.20 [6] (0:13.20)	2.7L	+3
5	8	MORE SUGAR Lachlan Neindorf	9	62.0 1000-800	0:12.12 600-400	0:27.95	0:26.16 [4] (0:12.65)	0:13.51 [4] (0:13.51)	2.8L	+0
6	6	SET TO PROPHET Samuel Payne	2	60.4 1000-800	0:12.08 800-600	0:28.03	0:26.23 [5] (0:12.57)	0:13.65 [5] (0:13.65)	3.7L	-6
7	3	FLEURIEU FLIPPER Dom Tourneur	10	59.7 1600-1400	0:12.31 1000-800	0:27.56	0:27.02 [7] (0:13.12)	0:13.90 [7] (0:13.90)	10.2L	+0
8	5	ENBARR Murray Henderson	1	59.7 1000-800	0:12.31 1000-800	0:28.40	0:27.10 [8] (0:13.08)	0:14.02 [8] (0:14.02)	15.8L	+1

Scratched: Chambers Bay (#1), Charm Slinga (#10)

- [ ] Position in running at each section and finish
- # Saddle cloth number
- :-:- No data available at this section
- DNF Did not finish
- NA No data available
- DNT Did not track
- █ Background shading for fastest section

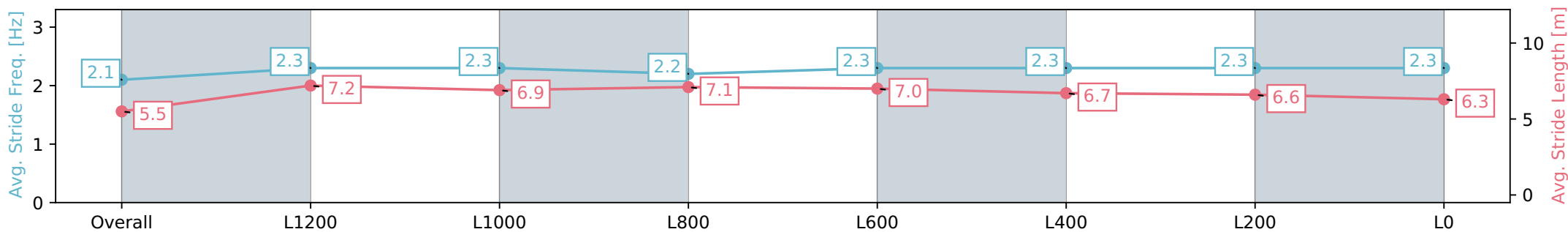
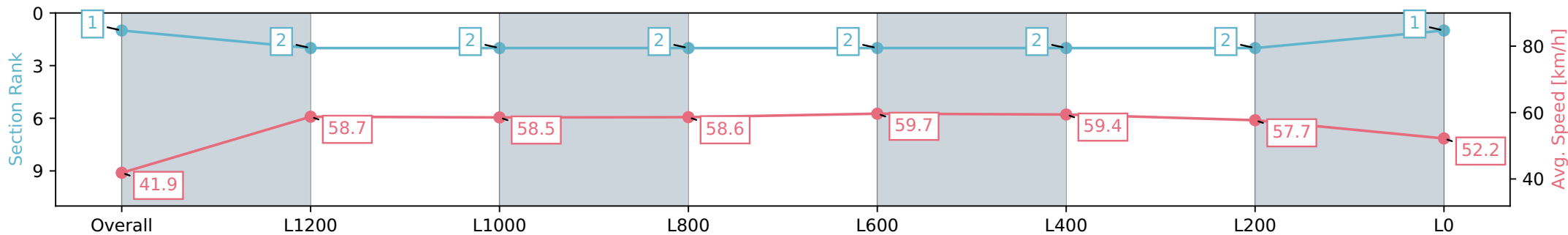
Horse/Jockey Name	FRANCE'S BOY/Margaret Collett
Finish Rank	1
Fastest Section Time (Section)	0:12.13 (L800)
Top Speed [km/h] (Section)	60.3 (L800)
Race State	Finished



Morphettville SA - Professional  
 Race 4: Adelaide Galvanising Industries Handicap - 1500m  
 27 July 2024 - 1:37PM  
 Track Rating: Soft 7, Weather: Overcast, Rail Position: True



Section	Overall	L1200	L1000	L800	L600	L400	L200	L0
Section Times	1:36.26 [1] (0:08.64)	1:27.62 [2] (0:12.34)	1:15.28 [2] (0:12.36)	1:02.92 [2] (0:12.28)	0:50.64 [2] (0:12.13)	0:38.51 [2] (0:12.20)	0:26.31 [2] (0:12.49)	0:13.82 [1] (0:13.82)
Average Speed [km/h]	41.9	58.7	58.5	58.6	59.7	59.4	57.7	52.2
Top Speed [km/h]	57.2	59.6	59.7	59.1	60.3	60.3	58.7	55.2
Avg. Dist. to Rail [m]	7.1	1.6	1.7	2.0	1.5	1.6	1.8	2.2
Avg. Stride Freq. [Hz]	2.1	2.3	2.3	2.2	2.3	2.3	2.3	2.3
Avg. Stride Length [m]	5.5	7.2	6.9	7.1	7.0	6.7	6.6	6.3



Report Created: Sat 27 July 2024 14:25:31 GMT+10 (Note: Timing is based on positional data)

- [ ] Ranking at each section and finish
- :-:- No data available at this section
- NA No data available

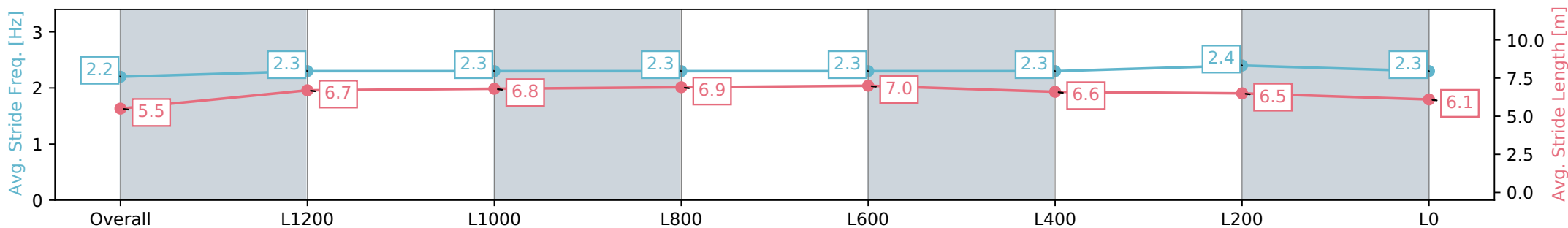
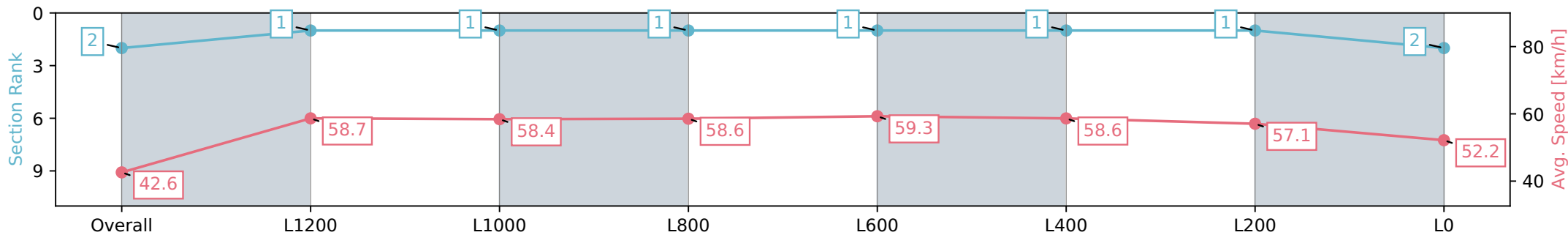
Horse/Jockey Name	RIALTOR/Rochelle Milnes
Finish Rank	2
Fastest Section Time (Section)	0:12.17 (L800)
Top Speed [km/h] (Section)	60.1 (L800)
Race State	Finished



Morphettville SA - Professional  
 Race 4: Adelaide Galvanising Industries Handicap - 1500m  
 27 July 2024 - 1:37PM  
 Track Rating: Soft 7, Weather: Overcast, Rail Position: True



Section	Overall	L1200	L1000	L800	L600	L400	L200	L0
Section Times	1:36.34 [2] (0:08.46)	1:27.88 [1] (0:12.33)	1:15.55 [1] (0:12.35)	1:03.20 [1] (0:12.30)	0:50.90 [1] (0:12.17)	0:38.73 [1] (0:12.31)	0:26.42 [1] (0:12.62)	0:13.80 [2] (0:13.80)
Average Speed [km/h]	42.6	58.7	58.4	58.6	59.3	58.6	57.1	52.2
Top Speed [km/h]	58.0	59.2	58.9	58.7	60.1	60.1	57.6	55.7
Avg. Dist. to Rail [m]	5.6	1.1	0.8	1.0	0.7	0.5	0.8	1.0
Avg. Stride Freq. [Hz]	2.2	2.3	2.3	2.3	2.3	2.3	2.4	2.3
Avg. Stride Length [m]	5.5	6.7	6.8	6.9	7.0	6.6	6.5	6.1



Report Created: Sat 27 July 2024 14:25:35 GMT+10 (Note: Timing is based on positional data)

- [ ] Ranking at each section and finish
- :-:- No data available at this section
- NA No data available

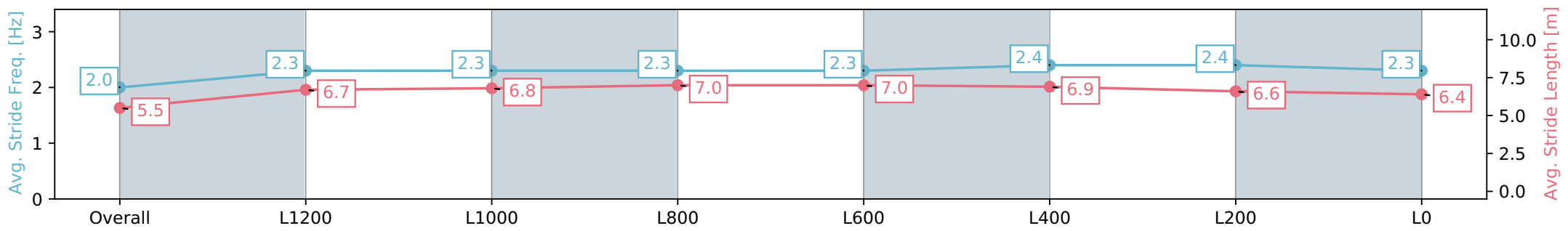
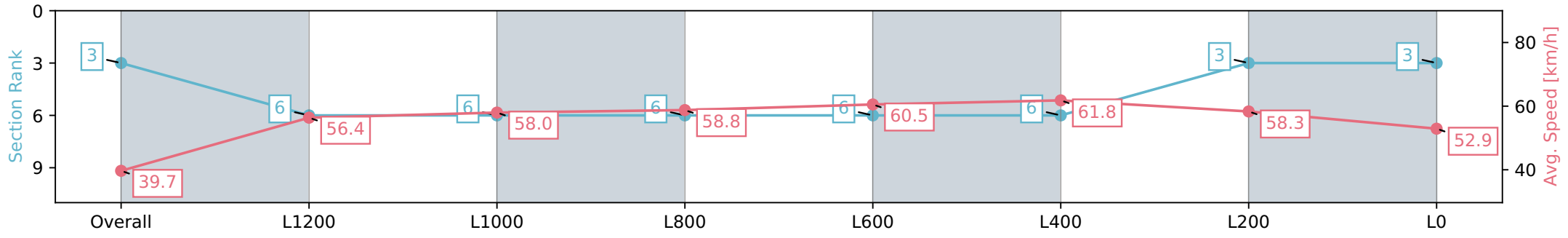
Horse/Jockey Name	RESERVOIR DOG/Jacob Opperman
Finish Rank	3
Fastest Section Time (Section)	0:11.78 (L600)
Top Speed [km/h] (Section)	62.4 (L800)
Race State	Finished



Morphettville SA - Professional  
 Race 4: Adelaide Galvanising Industries Handicap - 1500m  
 27 July 2024 - 1:37PM  
 Track Rating: Soft 7, Weather: Overcast, Rail Position: True



Section	Overall	L1200	L1000	L800	L600	L400	L200	L0
Section Times	1:36.56 [3] (0:09.10)	1:27.46 [6] (0:12.88)	1:14.58 [6] (0:12.53)	1:02.05 [6] (0:12.27)	0:49.78 [6] (0:11.98)	0:37.80 [6] (0:11.78)	0:26.02 [3] (0:12.41)	0:13.61 [3] (0:13.61)
Average Speed [km/h]	39.7	56.4	58.0	58.8	60.5	61.8	58.3	52.9
Top Speed [km/h]	53.8	57.9	58.3	59.8	62.2	62.4	60.3	56.1
Avg. Dist. to Rail [m]	6.5	2.5	2.0	2.4	1.9	2.7	3.3	3.1
Avg. Stride Freq. [Hz]	2.0	2.3	2.3	2.3	2.3	2.4	2.4	2.3
Avg. Stride Length [m]	5.5	6.7	6.8	7.0	7.0	6.9	6.6	6.4



Report Created: Sat 27 July 2024 14:25:38 GMT+10 (Note: Timing is based on positional data)

- [ ] Ranking at each section and finish
- :-:- No data available at this section
- NA No data available

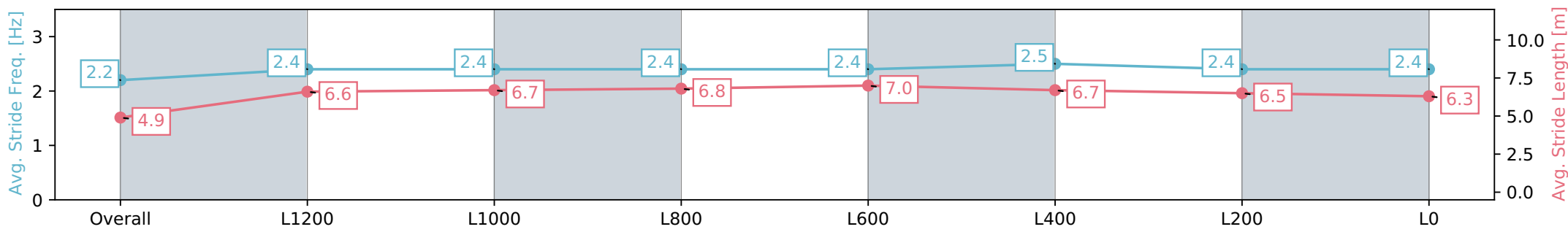
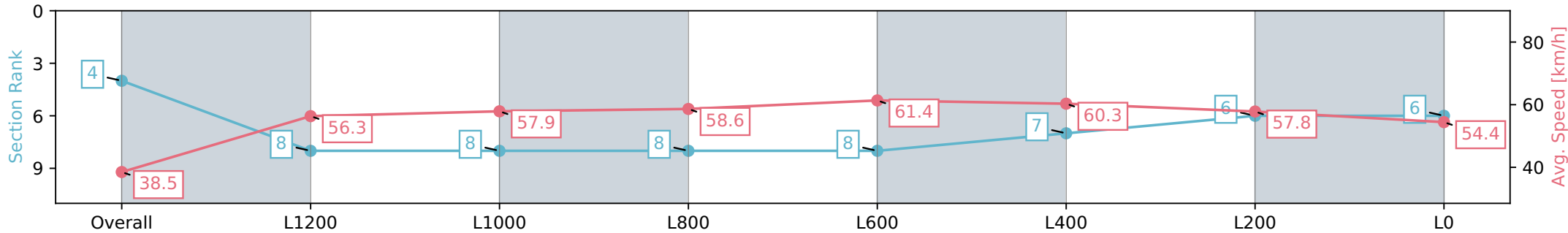
Horse/Jockey Name	STRATUM PRIDE/Jessica Eaton
Finish Rank	4
Fastest Section Time (Section)	0:11.84 (L800)
Top Speed [km/h] (Section)	63.1 (L800)
Race State	Finished



Morphettville SA - Professional  
 Race 4: Adelaide Galvanising Industries Handicap - 1500m  
 27 July 2024 - 1:37PM  
 Track Rating: Soft 7, Weather: Overcast, Rail Position: True



Section	Overall	L1200	L1000	L800	L600	L400	L200	L0
Section Times	1:36.75 [4] (0:09.37)	1:27.38 [8] (0:12.87)	1:14.51 [8] (0:12.50)	1:02.01 [8] (0:12.30)	0:49.71 [8] (0:11.84)	0:37.87 [7] (0:12.14)	0:25.73 [6] (0:12.53)	0:13.20 [6] (0:13.20)
Average Speed [km/h]	38.5	56.3	57.9	58.6	61.4	60.3	57.8	54.4
Top Speed [km/h]	53.7	58.1	59.0	59.4	62.7	63.1	59.2	59.2
Avg. Dist. to Rail [m]	7.8	2.2	1.7	2.3	2.5	3.1	4.3	4.9
Avg. Stride Freq. [Hz]	2.2	2.4	2.4	2.4	2.4	2.5	2.4	2.4
Avg. Stride Length [m]	4.9	6.6	6.7	6.8	7.0	6.7	6.5	6.3



Report Created: Sat 27 July 2024 14:25:42 GMT+10 (Note: Timing is based on positional data)

- [ ] Ranking at each section and finish
- :-:- No data available at this section
- NA No data available



Horse/Jockey Name	MORE SUGAR/Lachlan Neindorf
Finish Rank	5
Fastest Section Time (Section)	0:12.12 (L600)
Top Speed [km/h] (Section)	62.0 (L1000)
Race State	Finished



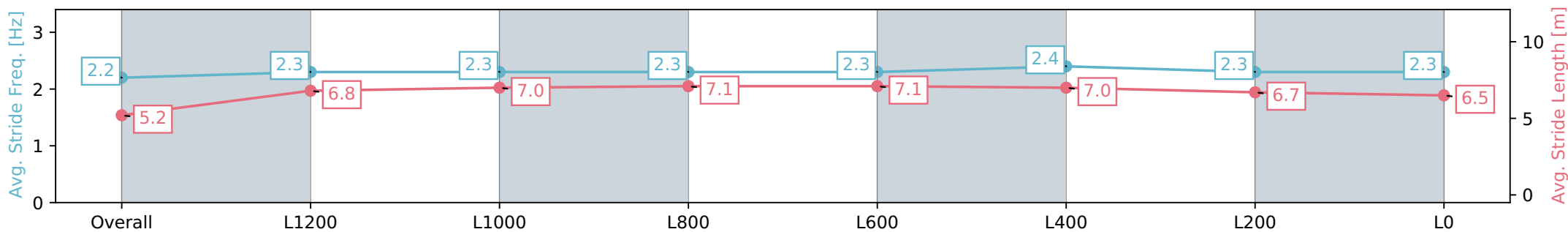
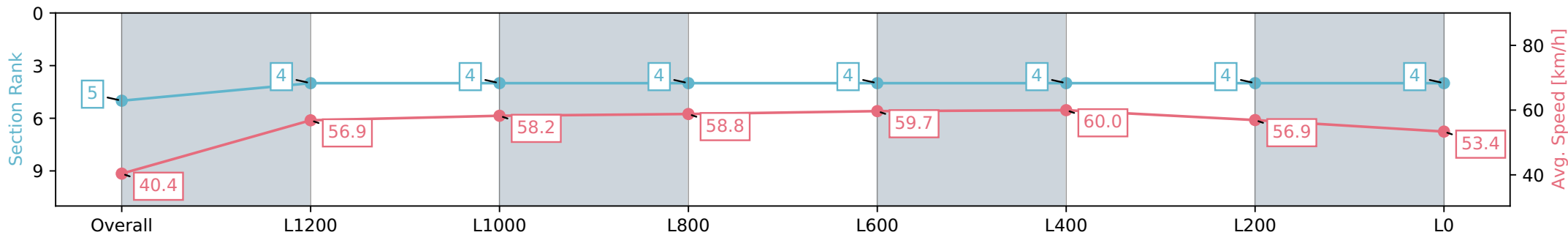
Morphettville SA - Professional  
Race 4: Adelaide Galvanising Industries Handicap - 1500m



27 July 2024 - 1:37PM

Track Rating: Soft 7, Weather: Overcast, Rail Position: True

Section	Overall	L1200	L1000	L800	L600	L400	L200	L0
Section Times	1:36.77 [5] (0:08.95)	1:27.82 [4] (0:12.74)	1:15.08 [4] (0:12.42)	1:02.66 [4] (0:12.25)	0:50.41 [4] (0:12.13)	0:38.28 [4] (0:12.12)	0:26.16 [4] (0:12.65)	0:13.51 [4] (0:13.51)
Average Speed [km/h]	40.4	56.9	58.2	58.8	59.7	60.0	56.9	53.4
Top Speed [km/h]	57.1	58.2	60.0	59.3	62.0	60.8	58.4	55.4
Avg. Dist. to Rail [m]	8.5	1.5	1.4	2.4	2.0	1.4	1.5	3.7
Avg. Stride Freq. [Hz]	2.2	2.3	2.3	2.3	2.3	2.4	2.3	2.3
Avg. Stride Length [m]	5.2	6.8	7.0	7.1	7.1	7.0	6.7	6.5



Report Created: Sat 27 July 2024 14:25:45 GMT+10 (Note: Timing is based on positional data)

- [ ] Ranking at each section and finish
- :-:- No data available at this section
- NA No data available

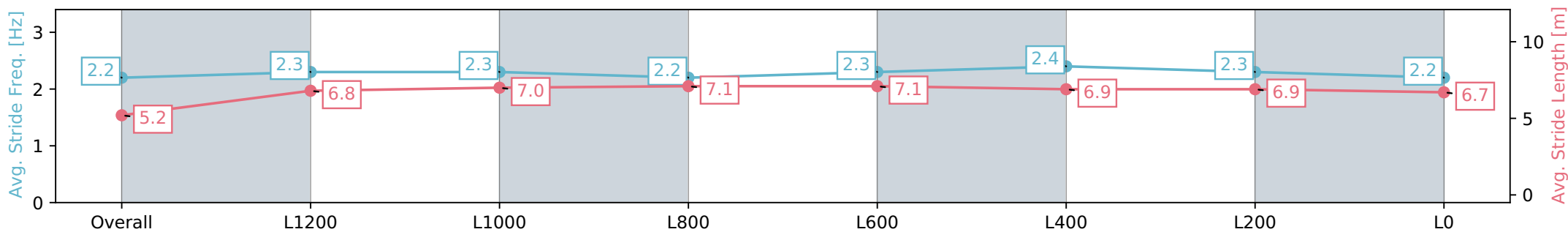
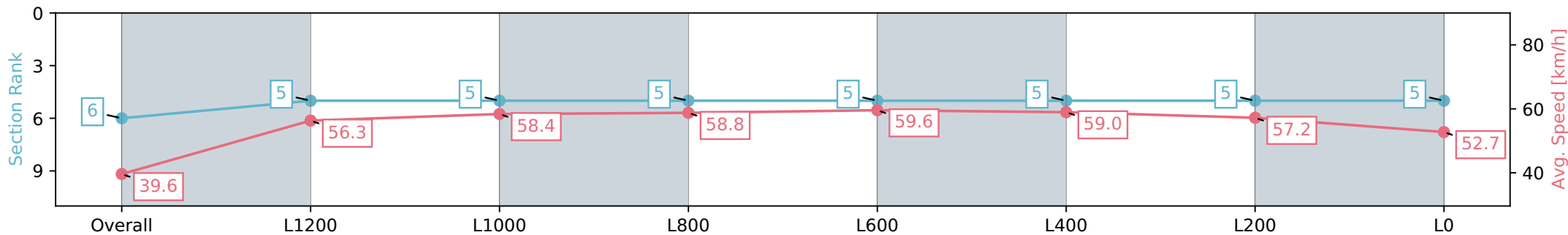
Horse/Jockey Name	SET TO PROPHET/Samuel Payne
Finish Rank	6
Fastest Section Time (Section)	0:12.08 (L800)
Top Speed [km/h] (Section)	60.4 (L1000)
Race State	Finished



Morphettville SA - Professional  
 Race 4: Adelaide Galvanising Industries Handicap - 1500m  
 27 July 2024 - 1:37PM  
 Track Rating: Soft 7, Weather: Overcast, Rail Position: True



Section	Overall	L1200	L1000	L800	L600	L400	L200	L0
Section Times	1:36.94 [6] (0:09.06)	1:27.88 [5] (0:12.80)	1:15.08 [5] (0:12.34)	1:02.74 [5] (0:12.26)	0:50.48 [5] (0:12.08)	0:38.40 [5] (0:12.17)	0:26.23 [5] (0:12.57)	0:13.65 [5] (0:13.65)
Average Speed [km/h]	39.6	56.3	58.4	58.8	59.6	59.0	57.2	52.7
Top Speed [km/h]	54.3	58.4	59.3	59.9	60.4	59.9	58.7	55.5
Avg. Dist. to Rail [m]	4.3	0.6	0.3	0.5	0.2	0.5	0.5	2.2
Avg. Stride Freq. [Hz]	2.2	2.3	2.3	2.2	2.3	2.4	2.3	2.2
Avg. Stride Length [m]	5.2	6.8	7.0	7.1	7.1	6.9	6.9	6.7



Report Created: Sat 27 July 2024 14:25:48 GMT+10 (Note: Timing is based on positional data)

- [ ] Ranking at each section and finish
- :-:- No data available at this section
- NA No data available



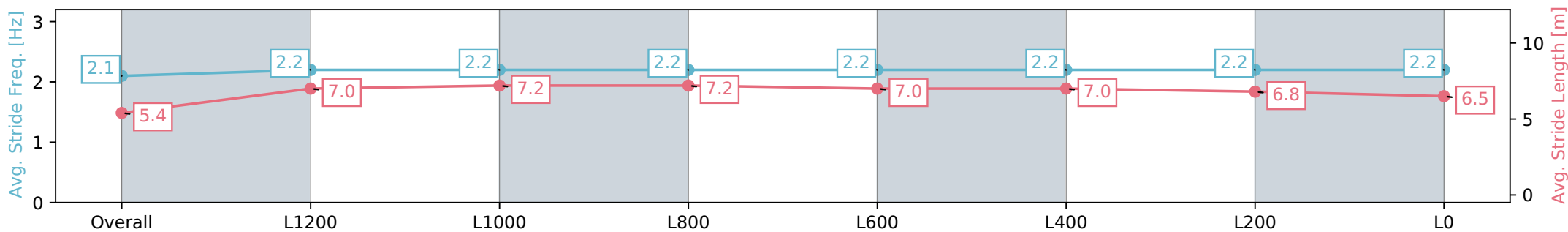
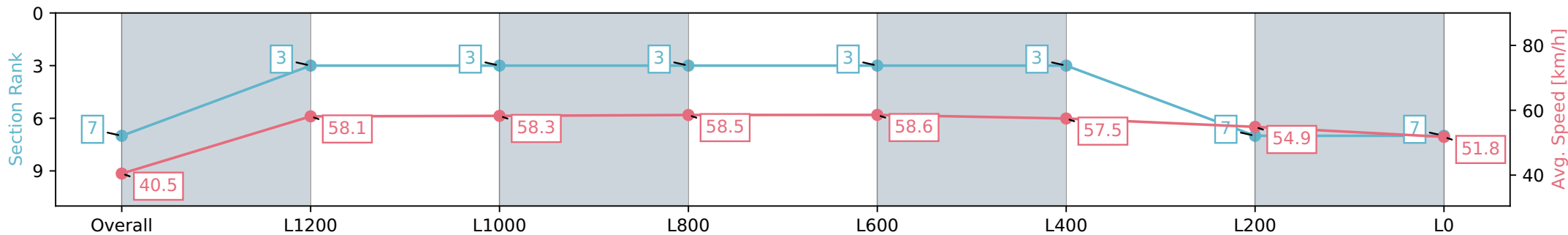
Horse/Jockey Name	FLEURIEU FLIPPER/Dom Tourneur
Finish Rank	7
Fastest Section Time (Section)	0:12.31 (L1000)
Top Speed [km/h] (Section)	59.7 (Overall)
Race State	Finished



Morphettville SA - Professional  
 Race 4: Adelaide Galvanising Industries Handicap - 1500m  
 27 July 2024 - 1:37PM  
 Track Rating: Soft 7, Weather: Overcast, Rail Position: True



Section	Overall	L1200	L1000	L800	L600	L400	L200	L0
Section Times	1:38.12 [7] (0:08.91)	1:29.21 [3] (0:12.49)	1:16.72 [3] (0:12.38)	1:04.34 [3] (0:12.31)	0:52.03 [3] (0:12.37)	0:39.66 [3] (0:12.64)	0:27.02 [7] (0:13.12)	0:13.90 [7] (0:13.90)
Average Speed [km/h]	40.5	58.1	58.3	58.5	58.6	57.5	54.9	51.8
Top Speed [km/h]	59.6	59.7	59.2	59.5	59.2	58.1	56.6	54.3
Avg. Dist. to Rail [m]	10.4	2.0	1.1	2.2	1.8	1.3	1.3	2.2
Avg. Stride Freq. [Hz]	2.1	2.2	2.2	2.2	2.2	2.2	2.2	2.2
Avg. Stride Length [m]	5.4	7.0	7.2	7.2	7.0	7.0	6.8	6.5



Report Created: Sat 27 July 2024 14:25:51 GMT+10 (Note: Timing is based on positional data)

- [ ] Ranking at each section and finish
- :-:- No data available at this section
- NA No data available

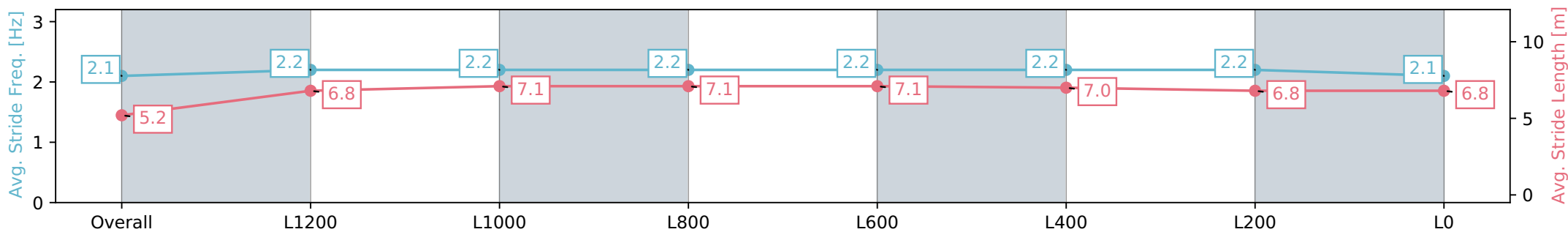
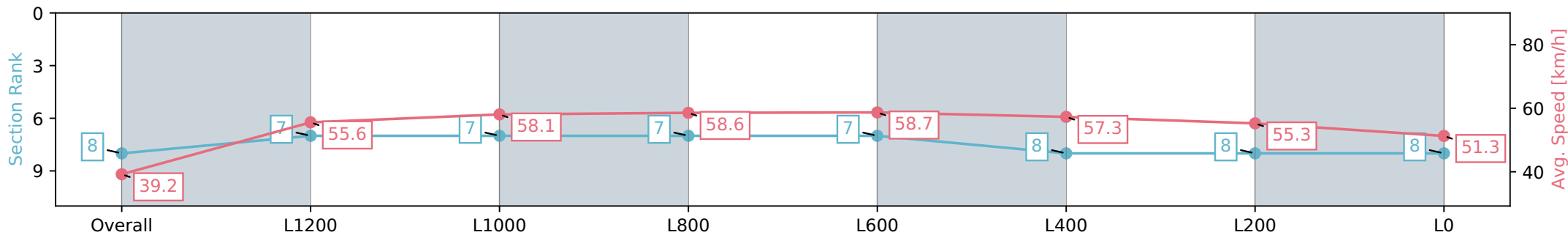
Horse/Jockey Name	ENBARR/Murray Henderson
Finish Rank	8
Fastest Section Time (Section)	0:12.31 (L1000)
Top Speed [km/h] (Section)	59.7 (L1000)
Race State	Finished



Morphettville SA - Professional  
 Race 4: Adelaide Galvanising Industries Handicap - 1500m  
 27 July 2024 - 1:37PM  
 Track Rating: Soft 7, Weather: Overcast, Rail Position: True



Section	Overall	L1200	L1000	L800	L600	L400	L200	L0
Section Times	1:39.15 [8] (0:09.20)	1:29.95 [7] (0:13.03)	1:16.92 [7] (0:12.45)	1:04.47 [7] (0:12.31)	0:52.16 [7] (0:12.33)	0:39.83 [8] (0:12.73)	0:27.10 [8] (0:13.08)	0:14.02 [8] (0:14.02)
Average Speed [km/h]	39.2	55.6	58.1	58.6	58.7	57.3	55.3	51.3
Top Speed [km/h]	54.5	58.2	58.9	59.2	59.7	57.8	56.4	54.0
Avg. Dist. to Rail [m]	2.9	1.6	1.2	1.6	1.4	2.5	4.0	5.2
Avg. Stride Freq. [Hz]	2.1	2.2	2.2	2.2	2.2	2.2	2.2	2.1
Avg. Stride Length [m]	5.2	6.8	7.1	7.1	7.1	7.0	6.8	6.8



Report Created: Sat 27 July 2024 14:25:54 GMT+10 (Note: Timing is based on positional data)

- [ ] Ranking at each section and finish
- :-:- No data available at this section
- NA No data available