



RACINGSA

Morphettville SA

Race 7: Sportsbet Bet With Mates Handicap - 1200m

22 June 2024 - 3:07PM



Morphettville

Track Rating: Soft 6, Weather: Fine, Rail Position: +13m 1200m-W/Post, +8m Remainder
Sectional 617m

Section Field Times							Overall	L1000	L800	L600	L400	L200		
							1:13.92 (0:14.14)	0:59.78 (0:11.34)	0:48.43 (0:11.92)	0:36.52 (0:12.25)	0:24.27 (0:11.97)	0:12.30 (0:12.30)		
Position	#	Horse/Jockey	Barrier	Top Speed [km/h]	Fastest Section	First 400m						Margin	Distance Travelled From Winner [m]	
1	3	LET'S GET DOWN Lachlan Neindorf	14	63.9 1200-1000	0:11.36 1000-800	0:25.86	1:13.92 (0:14.50)	0:59.42 [8] (0:11.36)	0:48.06 [8] (0:12.03)	0:36.03 [8] (0:12.12)	0:23.91 [9] (0:11.61)	0:12.30 [1] (0:12.30)	1:13.92	
2	10	PRICILLA'S CHOICE Nichola Yuen	16	65.2 1200-1000	0:11.34 1000-800	0:25.63	1:14.24 (0:14.28)	0:59.95 [4] (0:11.34)	0:48.61 [4] (0:11.94)	0:36.67 [4] (0:12.07)	0:24.60 [1] (0:12.00)	0:12.60 [2] (0:12.60)	2.0L	+0
3	11	VOLTAGE POINT Felicity Atkinson	10	64.9 1200-1000	0:11.44 1000-800	0:25.84	1:14.33 (0:14.40)	0:59.93 [7] (0:11.44)	0:48.49 [7] (0:12.11)	0:36.38 [9] (0:11.93)	0:24.45 [7] (0:11.97)	0:12.48 [8] (0:12.48)	2.6L	+0
4	8	OUR SHINING STAR Stacey Metcalfe	13	63.9 1200-1000	0:11.41 1000-800	0:26.05	1:14.42 (0:14.64)	0:59.78 [10] (0:11.41)	0:48.37 [10] (0:11.90)	0:36.47 [10] (0:12.11)	0:24.36 [10] (0:11.68)	0:12.68 [3] (0:12.68)	3.1L	-6
5	13	LUCILLE ROSE Alana Livesey	12	65.3 1200-1000	0:11.33 1000-800	0:25.59	1:14.62 (0:14.26)	1:00.36 [3] (0:11.33)	0:49.03 [3] (0:11.96)	0:37.07 [3] (0:12.18)	0:24.89 [4] (0:12.08)	0:12.81 [5] (0:12.81)	4.3L	-3
6	4	FASHION DOG Rochelle Milnes	4	65.6 1200-1000	0:11.34 1000-800	0:25.48	1:14.68 (0:14.14)	1:00.54 [1] (0:11.34)	0:49.20 [2] (0:11.92)	0:37.28 [1] (0:12.28)	0:24.99 [3] (0:12.09)	0:12.90 [4] (0:12.90)	4.7L	-3
7	15	FLYIN' FOR US Justin Potter	7	64.1 1200-1000	0:11.44 1000-800	0:25.79	1:14.70 (0:14.35)	1:00.35 [5] (0:11.44)	0:48.91 [6] (0:11.85)	0:37.06 [5] (0:12.22)	0:24.84 [6] (0:11.96)	0:12.88 [6] (0:12.88)	4.8L	-7
8	9	KUBLAI Laura Lafferty	3	65.1 1200-1000	0:11.28 1000-800	0:25.48	1:14.78 (0:14.19)	1:00.59 [2] (0:11.28)	0:49.30 [1] (0:11.95)	0:37.35 [2] (0:12.25)	0:25.10 [2] (0:12.14)	0:12.96 [7] (0:12.96)	5.2L	-7
9	18	CHARM SLINGA Dylan Caboche	15	63.6 1200-1000	0:11.43 1000-800	0:26.11	1:14.81 (0:14.68)	1:00.13 [11] (0:11.43)	0:48.70 [11] (0:12.13)	0:36.57 [11] (0:11.96)	0:24.61 [11] (0:11.85)	0:12.76 [10] (0:12.76)	5.5L	-5
10	7	LAKE AGAWAM Jacob Opperman	9	63.8 1200-1000	0:11.43 1000-800	0:25.95	1:14.97 (0:14.52)	1:00.45 [9] (0:11.43)	0:49.02 [9] (0:11.94)	0:37.08 [7] (0:12.04)	0:25.04 [8] (0:12.04)	0:13.00 [9] (0:13.00)	6.4L	-6

Scratched: Ranveer (#1), Apparatus (#2), Precast (#5), El Capony (#6), Trantoro (#12), Revolution Belle (#16), Imperial Seal (#17)

Report Created: Sat 22 June 2024 15:54:27 GMT+10 (Note: Timing is based on positional data)

- [] Position in running at each section and finish
- No data available at this section
- NA No data available
- █ Background shading for fastest section
- # Saddle cloth number
- DNF Did not finish
- DNT Did not track



RACINGSA

Morphettville SA

Race 7: Sportsbet Bet With Mates Handicap - 1200m

22 June 2024 - 3:07PM



Morphettville

Track Rating: Soft 6, Weather: Fine, Rail Position: +13m 1200m-W/Post, +8m Remainder
Sectional 617m

Section Field Times							Overall	L1000	L800	L600	L400	L200		
							1:13.92 (0:14.14)	0:59.78 (0:11.34)	0:48.43 (0:11.92)	0:36.52 (0:12.25)	0:24.27 (0:11.97)	0:12.30 (0:12.30)		
Position	#	Horse/Jockey	Barrier	Top Speed [km/h]	Fastest Section	First 400m						Margin	Distance Travelled From Winner [m]	
11	14	STAR STUDED BELLE	5	64.1	0:11.36	0:25.75	1:15.82	1:01.43 [6]	0:50.07 [5]	0:38.17 [6]	0:25.96 [5]	0:13.51 [11]	11.6L	-9
		Margaret Collett		1200-1000	1000-800		(0:14.39)	(0:11.36)	(0:11.90)	(0:12.21)	(0:12.45)	(0:13.51)		

Scratched: Ranveer (#1), Apparatus (#2), Precast (#5), El Capony (#6), Trantoro (#12), Revolution Belle (#16), Imperial Seal (#17)

- [] Position in running at each section and finish # Saddle cloth number
- :-:- No data available at this section DNF Did not finish
- NA No data available DNT Did not track
- █ Background shading for fastest section

Horse/Jockey Name	LET'S GET DOWN/Lachlan Neindorf
Finish Rank	1
Fastest Section Time (Section)	0:11.36 (L1000)
Top Speed [km/h] (Section)	63.9 (Overall)
Race State	Finished



Morphettville SA - Professional

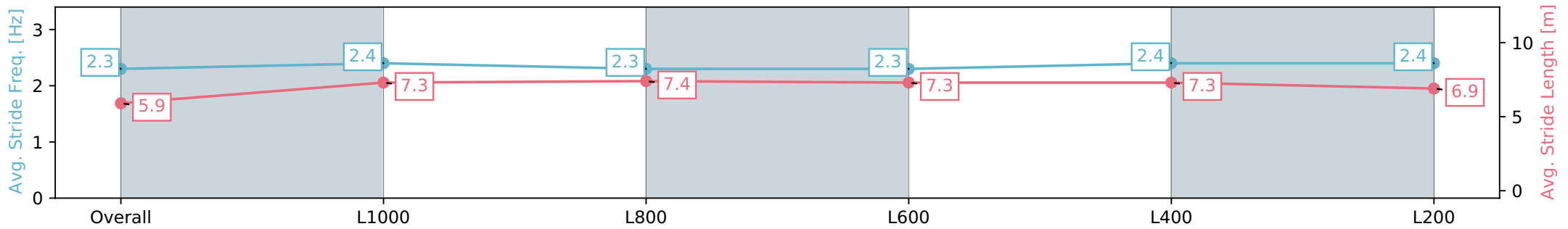
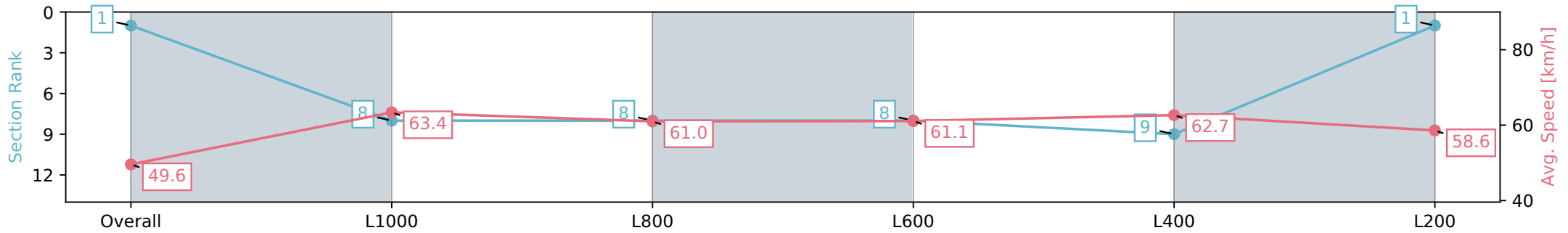
Race 7: Sportsbet Bet With Mates Handicap - 1200m

22 June 2024 - 3:07PM

Track Rating: Soft 6, Weather: Fine, Rail Position: +13m 1200m-W/
Post, +8m Remainder Sectional 617m



Section	Overall	L1000	L800	L600	L400	L200
Section Times	1:13.92 [1] (0:14.50)	0:59.42 [8] (0:11.36)	0:48.06 [8] (0:12.03)	0:36.03 [8] (0:12.12)	0:23.91 [9] (0:11.61)	0:12.30 [1] (0:12.30)
Average Speed [km/h]	49.6	63.4	61.0	61.1	62.7	58.6
Top Speed [km/h]	63.6	63.9	62.0	61.8	63.7	62.1
Avg. Dist. to Rail [m]	8.0	5.5	4.6	5.7	9.7	9.7
Avg. Stride Freq. [Hz]	2.3	2.4	2.3	2.3	2.4	2.4
Avg. Stride Length [m]	5.9	7.3	7.4	7.3	7.3	6.9



Report Created: Sat 22 June 2024 15:54:29 GMT+10 (Note: Timing is based on positional data)

- [] Ranking at each section and finish
- :-:- No data available at this section
- NA No data available

Horse/Jockey Name	PRICILLA'S CHOICE/Nichola Yuen
Finish Rank	2
Fastest Section Time (Section)	0:11.34 (L1000)
Top Speed [km/h] (Section)	65.2 (Overall)
Race State	Finished



Morphettville SA - Professional

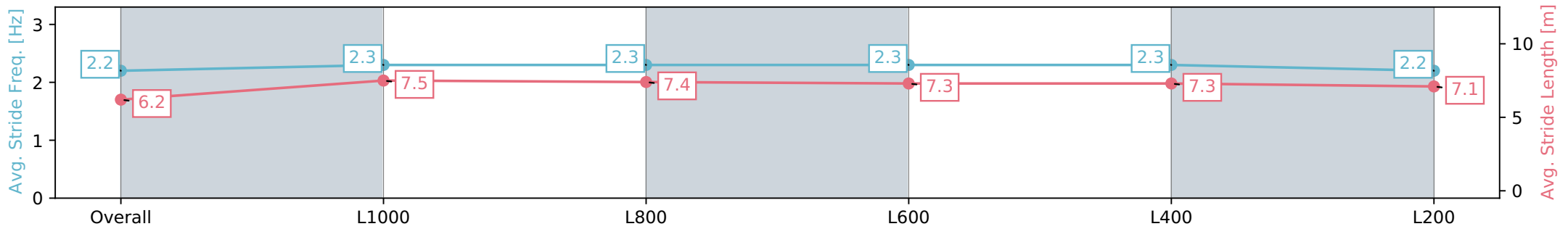
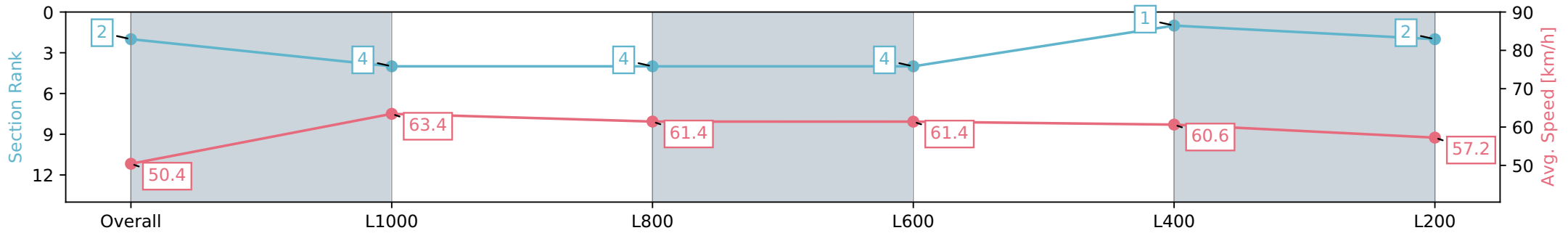
Race 7: Sportsbet Bet With Mates Handicap - 1200m

22 June 2024 - 3:07PM

Track Rating: Soft 6, Weather: Fine, Rail Position: +13m 1200m-W/
Post, +8m Remainder Sectional 617m



Section	Overall	L1000	L800	L600	L400	L200
Section Times	1:14.24 [2] (0:14.28)	0:59.95 [4] (0:11.34)	0:48.61 [4] (0:11.94)	0:36.67 [4] (0:12.07)	0:24.60 [1] (0:12.00)	0:12.60 [2] (0:12.60)
Average Speed [km/h]	50.4	63.4	61.4	61.4	60.6	57.2
Top Speed [km/h]	65.2	64.9	62.0	62.3	61.4	60.4
Avg. Dist. to Rail [m]	9.9	5.8	4.6	5.9	8.6	8.7
Avg. Stride Freq. [Hz]	2.2	2.3	2.3	2.3	2.3	2.2
Avg. Stride Length [m]	6.2	7.5	7.4	7.3	7.3	7.1



Report Created: Sat 22 June 2024 15:54:32 GMT+10 (Note: Timing is based on positional data)

- [] Ranking at each section and finish
- :-:- No data available at this section
- NA No data available

Horse/Jockey Name	VOLTAGE POINT/Felicity Atkinson
Finish Rank	3
Fastest Section Time (Section)	0:11.44 (L1000)
Top Speed [km/h] (Section)	64.9 (Overall)
Race State	Finished



Morphettville SA - Professional

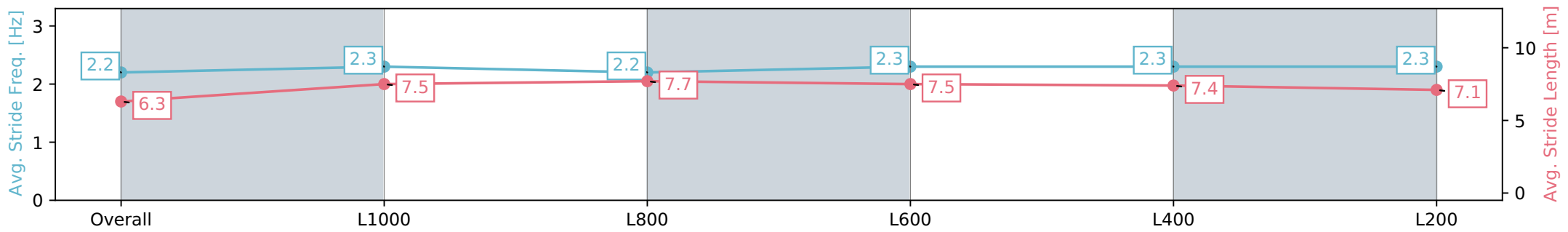
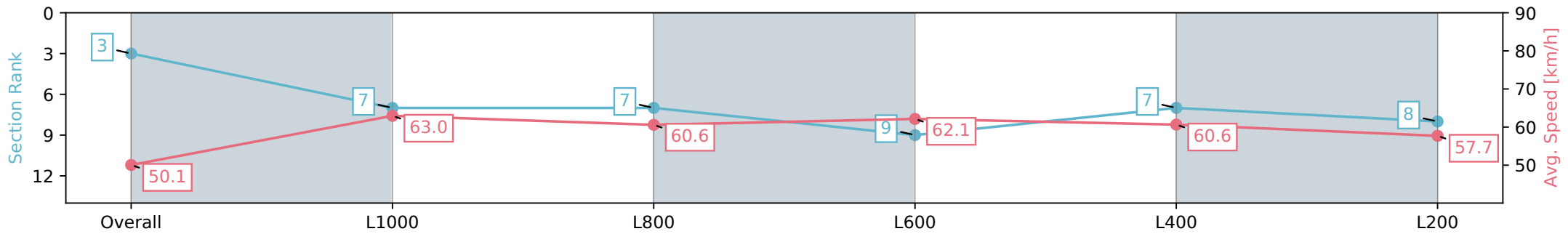
Race 7: Sportsbet Bet With Mates Handicap - 1200m

22 June 2024 - 3:07PM

Track Rating: Soft 6, Weather: Fine, Rail Position: +13m 1200m-W/
Post, +8m Remainder Sectional 617m



Section	Overall	L1000	L800	L600	L400	L200
Section Times	1:14.33 [3] (0:14.40)	0:59.93 [7] (0:11.44)	0:48.49 [7] (0:12.11)	0:36.38 [9] (0:11.93)	0:24.45 [7] (0:11.97)	0:12.48 [8] (0:12.48)
Average Speed [km/h]	50.1	63.0	60.6	62.1	60.6	57.7
Top Speed [km/h]	64.9	64.2	62.0	63.5	61.2	60.3
Avg. Dist. to Rail [m]	7.1	6.0	5.0	5.8	7.6	7.6
Avg. Stride Freq. [Hz]	2.2	2.3	2.2	2.3	2.3	2.3
Avg. Stride Length [m]	6.3	7.5	7.7	7.5	7.4	7.1



- [] Ranking at each section and finish
- :-:- No data available at this section
- NA No data available

Horse/Jockey Name	OUR SHINING STAR/Stacey Metcalfe
Finish Rank	4
Fastest Section Time (Section)	0:11.41 (L1000)
Top Speed [km/h] (Section)	63.9 (Overall)
Race State	Finished



Morphettville SA - Professional

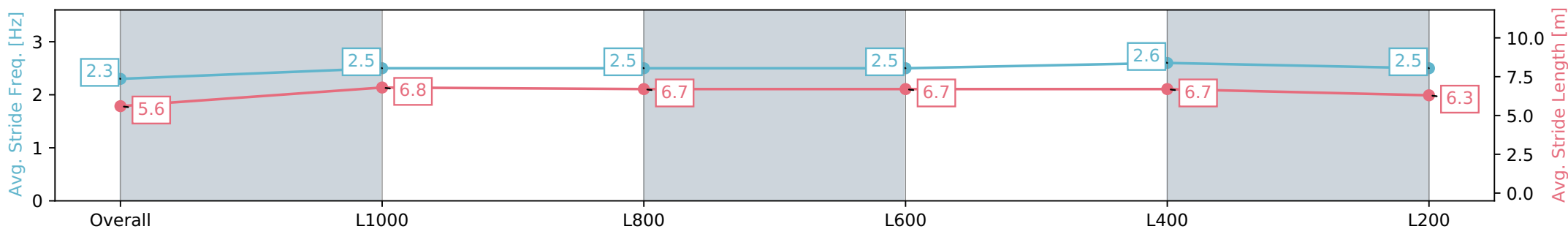
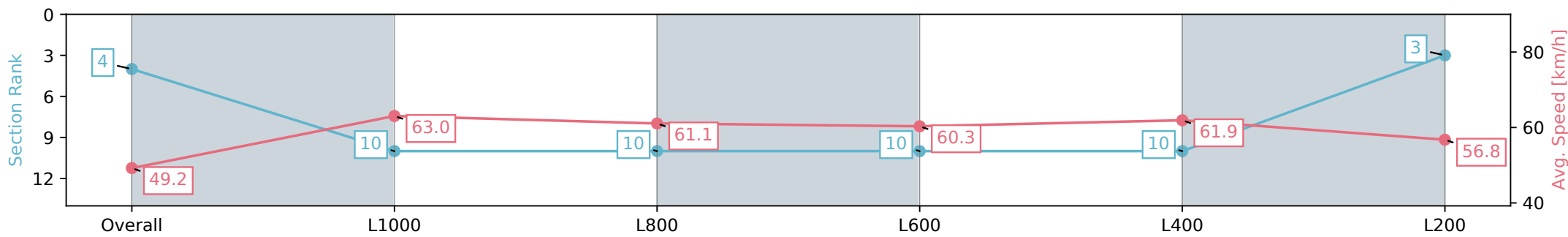
Race 7: Sportsbet Bet With Mates Handicap - 1200m

22 June 2024 - 3:07PM

Track Rating: Soft 6, Weather: Fine, Rail Position: +13m 1200m-W/
Post, +8m Remainder Sectional 617m



Section	Overall	L1000	L800	L600	L400	L200
Section Times	1:14.42 [4] (0:14.64)	0:59.78 [10] (0:11.41)	0:48.37 [10] (0:11.90)	0:36.47 [10] (0:12.11)	0:24.36 [10] (0:11.68)	0:12.68 [3] (0:12.68)
Average Speed [km/h]	49.2	63.0	61.1	60.3	61.9	56.8
Top Speed [km/h]	62.9	63.9	62.5	62.1	63.5	61.1
Avg. Dist. to Rail [m]	7.9	4.1	2.5	2.7	4.5	4.9
Avg. Stride Freq. [Hz]	2.3	2.5	2.5	2.5	2.6	2.5
Avg. Stride Length [m]	5.6	6.8	6.7	6.7	6.7	6.3



Report Created: Sat 22 June 2024 15:54:38 GMT+10 (Note: Timing is based on positional data)

- [] Ranking at each section and finish
- :-:- No data available at this section
- NA No data available

Horse/Jockey Name	LUCILLE ROSE/Alana Livesey
Finish Rank	5
Fastest Section Time (Section)	0:11.33 (L1000)
Top Speed [km/h] (Section)	65.3 (Overall)
Race State	Finished



Morphettville SA - Professional

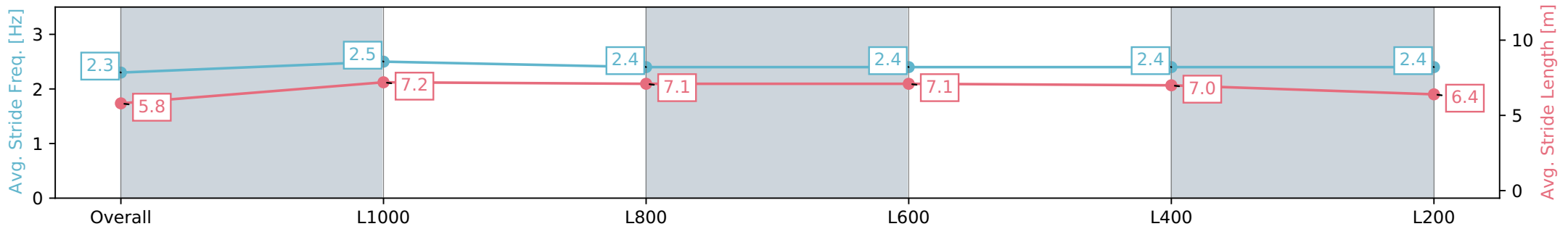
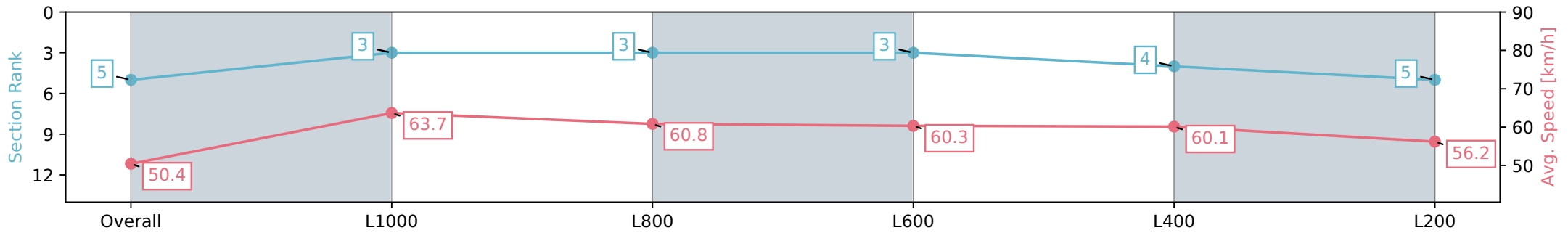
Race 7: Sportsbet Bet With Mates Handicap - 1200m

22 June 2024 - 3:07PM

Track Rating: Soft 6, Weather: Fine, Rail Position: +13m 1200m-W/
Post, +8m Remainder Sectional 617m



Section	Overall	L1000	L800	L600	L400	L200
Section Times	1:14.62 [5] (0:14.26)	1:00.36 [3] (0:11.33)	0:49.03 [3] (0:11.96)	0:37.07 [3] (0:12.18)	0:24.89 [4] (0:12.08)	0:12.81 [5] (0:12.81)
Average Speed [km/h]	50.4	63.7	60.8	60.3	60.1	56.2
Top Speed [km/h]	64.0	65.3	61.6	61.2	61.0	58.9
Avg. Dist. to Rail [m]	6.5	4.3	2.8	4.2	6.9	8.9
Avg. Stride Freq. [Hz]	2.3	2.5	2.4	2.4	2.4	2.4
Avg. Stride Length [m]	5.8	7.2	7.1	7.1	7.0	6.4



- [] Ranking at each section and finish
- :-:- No data available at this section
- NA No data available

Horse/Jockey Name	FASHION DOG/Rochelle Milnes
Finish Rank	6
Fastest Section Time (Section)	0:11.34 (L1000)
Top Speed [km/h] (Section)	65.6 (Overall)
Race State	Finished



Morphettville SA - Professional

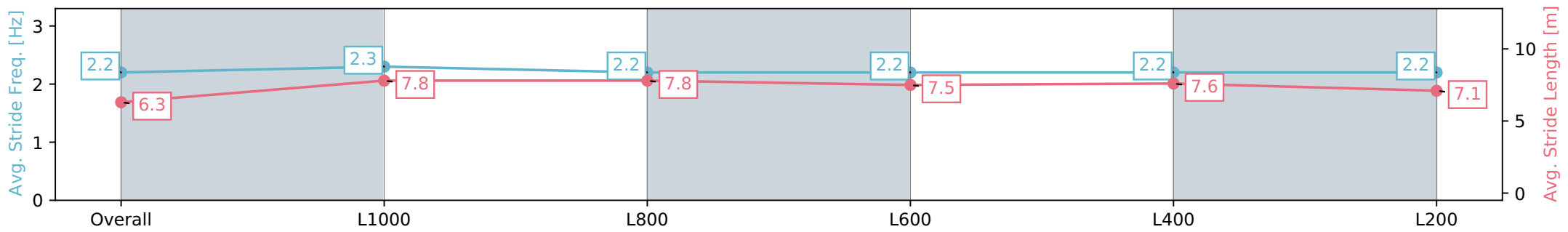
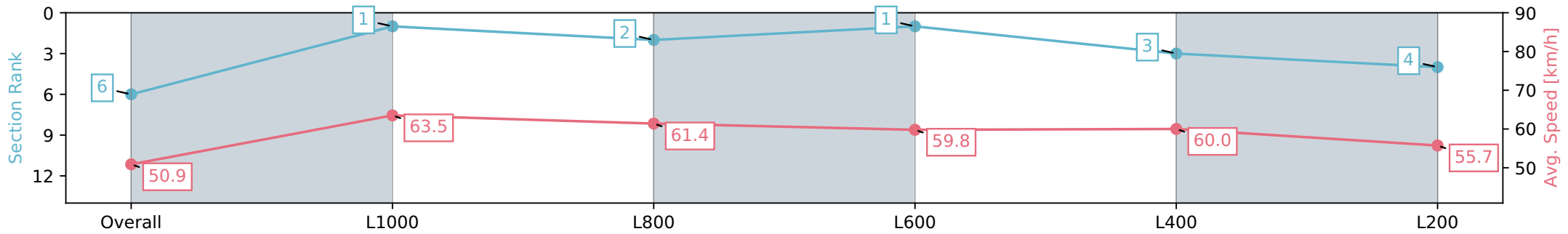
Race 7: Sportsbet Bet With Mates Handicap - 1200m

22 June 2024 - 3:07PM

Track Rating: Soft 6, Weather: Fine, Rail Position: +13m 1200m-W/
Post, +8m Remainder Sectional 617m



Section	Overall	L1000	L800	L600	L400	L200
Section Times	1:14.68 [6] (0:14.14)	1:00.54 [1] (0:11.34)	0:49.20 [2] (0:11.92)	0:37.28 [1] (0:12.28)	0:24.99 [3] (0:12.09)	0:12.90 [4] (0:12.90)
Average Speed [km/h]	50.9	63.5	61.4	59.8	60.0	55.7
Top Speed [km/h]	65.6	64.3	63.1	60.9	60.7	59.3
Avg. Dist. to Rail [m]	3.4	3.7	3.9	4.1	6.9	7.6
Avg. Stride Freq. [Hz]	2.2	2.3	2.2	2.2	2.2	2.2
Avg. Stride Length [m]	6.3	7.8	7.8	7.5	7.6	7.1



- [] Ranking at each section and finish
- :-:- No data available at this section
- NA No data available

Horse/Jockey Name	FLYIN' FOR US/Justin Potter
Finish Rank	7
Fastest Section Time (Section)	0:11.44 (L1000)
Top Speed [km/h] (Section)	64.1 (Overall)
Race State	Finished



Morphettville SA - Professional

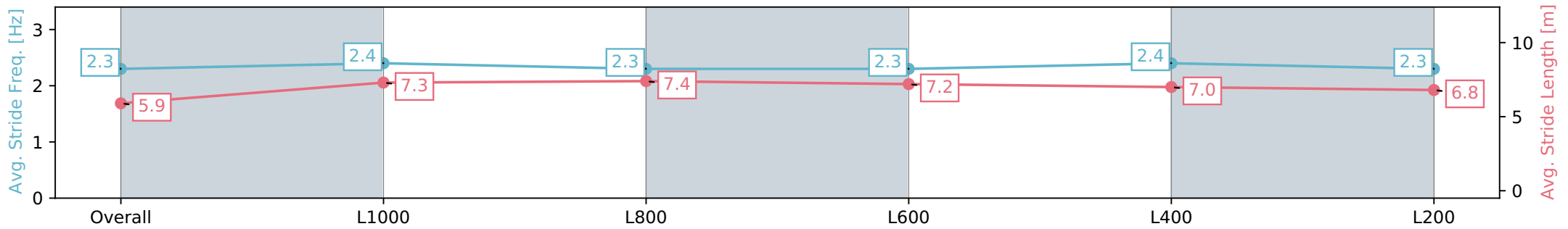
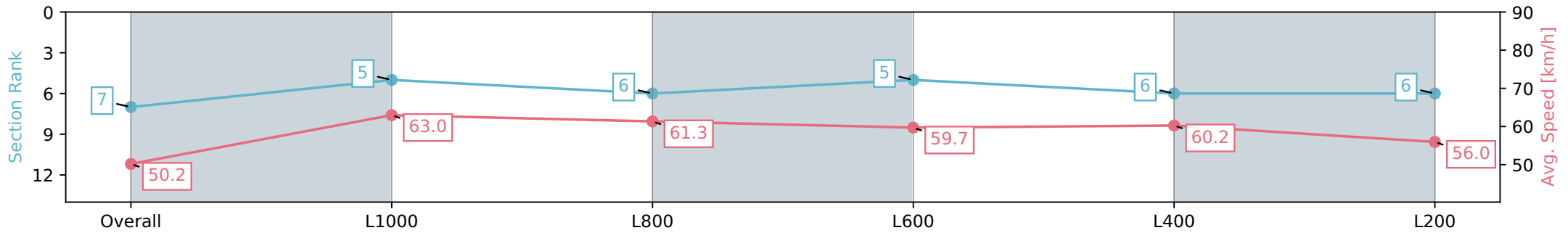
Race 7: Sportsbet Bet With Mates Handicap - 1200m

22 June 2024 - 3:07PM

Track Rating: Soft 6, Weather: Fine, Rail Position: +13m 1200m-W/
Post, +8m Remainder Sectional 617m



Section	Overall	L1000	L800	L600	L400	L200
Section Times	1:14.70 [7] (0:14.35)	1:00.35 [5] (0:11.44)	0:48.91 [6] (0:11.85)	0:37.06 [5] (0:12.22)	0:24.84 [6] (0:11.96)	0:12.88 [6] (0:12.88)
Average Speed [km/h]	50.2	63.0	61.3	59.7	60.2	56.0
Top Speed [km/h]	64.0	64.1	63.1	61.6	61.5	58.9
Avg. Dist. to Rail [m]	4.2	2.8	2.5	2.5	2.0	0.6
Avg. Stride Freq. [Hz]	2.3	2.4	2.3	2.3	2.4	2.3
Avg. Stride Length [m]	5.9	7.3	7.4	7.2	7.0	6.8



- [] Ranking at each section and finish
- :-:- No data available at this section
- NA No data available

Horse/Jockey Name	KUBLAI/Laura Lafferty
Finish Rank	8
Fastest Section Time (Section)	0:11.28 (L1000)
Top Speed [km/h] (Section)	65.1 (Overall)
Race State	Finished



Morphettville SA - Professional

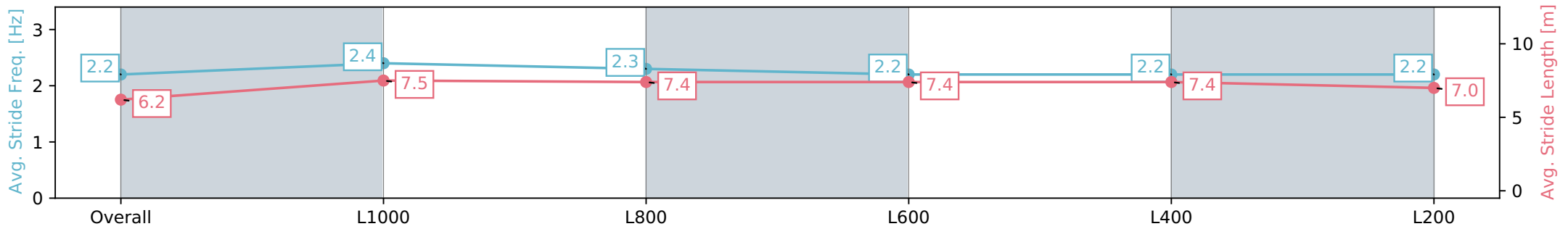
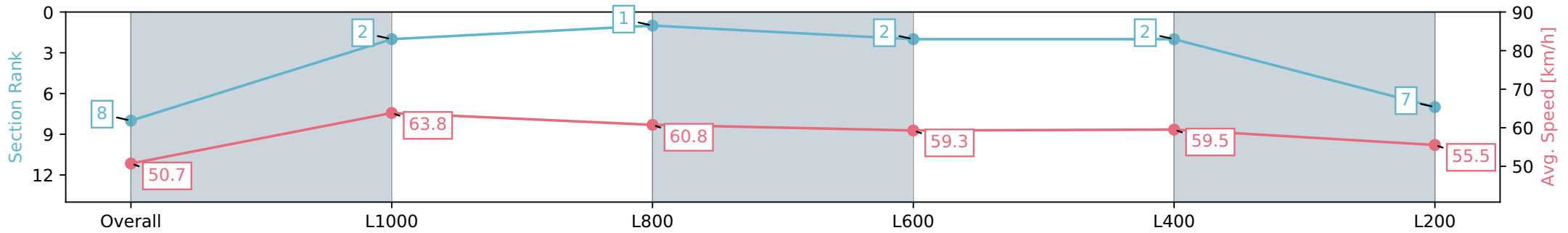
Race 7: Sportsbet Bet With Mates Handicap - 1200m

22 June 2024 - 3:07PM

Track Rating: Soft 6, Weather: Fine, Rail Position: +13m 1200m-W/
Post, +8m Remainder Sectional 617m



Section	Overall	L1000	L800	L600	L400	L200
Section Times	1:14.78 [8] (0:14.19)	1:00.59 [2] (0:11.28)	0:49.30 [1] (0:11.95)	0:37.35 [2] (0:12.25)	0:25.10 [2] (0:12.14)	0:12.96 [7] (0:12.96)
Average Speed [km/h]	50.7	63.8	60.8	59.3	59.5	55.5
Top Speed [km/h]	64.8	65.1	62.2	60.1	60.4	59.3
Avg. Dist. to Rail [m]	1.9	2.5	2.4	1.5	4.1	4.8
Avg. Stride Freq. [Hz]	2.2	2.4	2.3	2.2	2.2	2.2
Avg. Stride Length [m]	6.2	7.5	7.4	7.4	7.4	7.0



Report Created: Sat 22 June 2024 15:54:49 GMT+10 (Note: Timing is based on positional data)

- [] Ranking at each section and finish
- :-:- No data available at this section
- NA No data available

Horse/Jockey Name	CHARM SLINGA/Dylan Caboche
Finish Rank	9
Fastest Section Time (Section)	0:11.43 (L1000)
Top Speed [km/h] (Section)	63.6 (Overall)
Race State	Finished



Morphettville SA - Professional

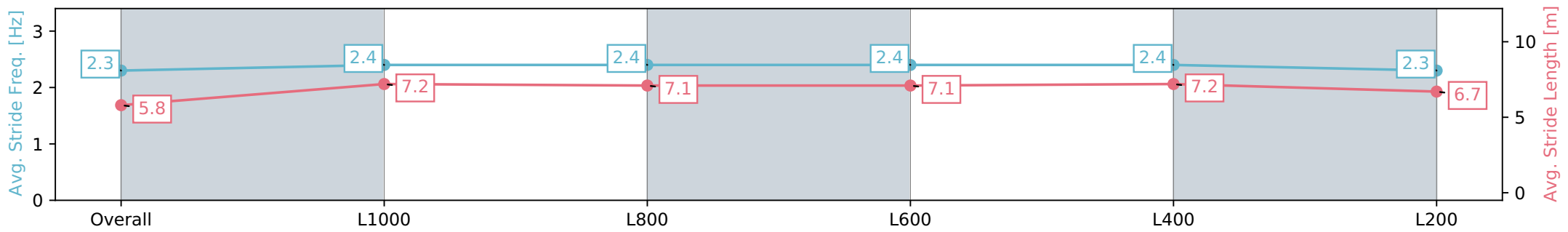
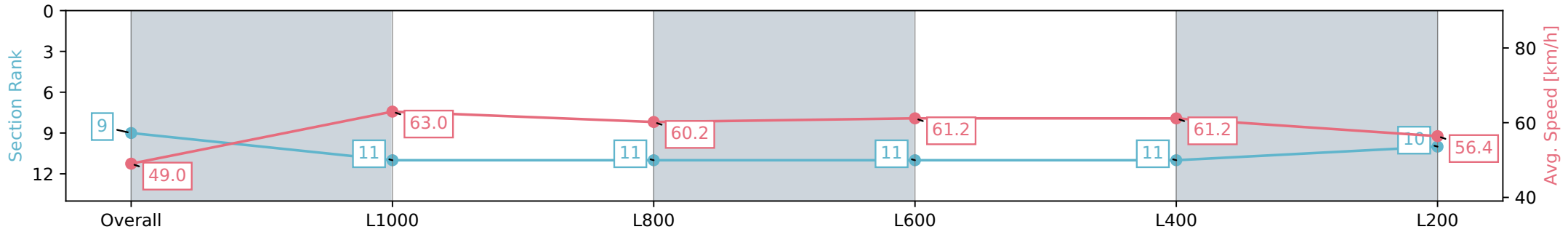
Race 7: Sportsbet Bet With Mates Handicap - 1200m

22 June 2024 - 3:07PM

Track Rating: Soft 6, Weather: Fine, Rail Position: +13m 1200m-W/
Post, +8m Remainder Sectional 617m



Section	Overall	L1000	L800	L600	L400	L200
Section Times	1:14.81 [9] (0:14.68)	1:00.13 [11] (0:11.43)	0:48.70 [11] (0:12.13)	0:36.57 [11] (0:11.96)	0:24.61 [11] (0:11.85)	0:12.76 [10] (0:12.76)
Average Speed [km/h]	49.0	63.0	60.2	61.2	61.2	56.4
Top Speed [km/h]	63.5	63.6	61.1	61.7	62.4	60.2
Avg. Dist. to Rail [m]	8.7	5.4	3.4	3.3	6.7	10.0
Avg. Stride Freq. [Hz]	2.3	2.4	2.4	2.4	2.4	2.3
Avg. Stride Length [m]	5.8	7.2	7.1	7.1	7.2	6.7



Report Created: Sat 22 June 2024 15:54:52 GMT+10 (Note: Timing is based on positional data)

- [] Ranking at each section and finish
- :-:- No data available at this section
- NA No data available



Horse/Jockey Name	LAKE AGAWAM/Jacob Opperman
Finish Rank	10
Fastest Section Time (Section)	0:11.43 (L1000)
Top Speed [km/h] (Section)	63.8 (Overall)
Race State	Finished



Morphettville SA - Professional

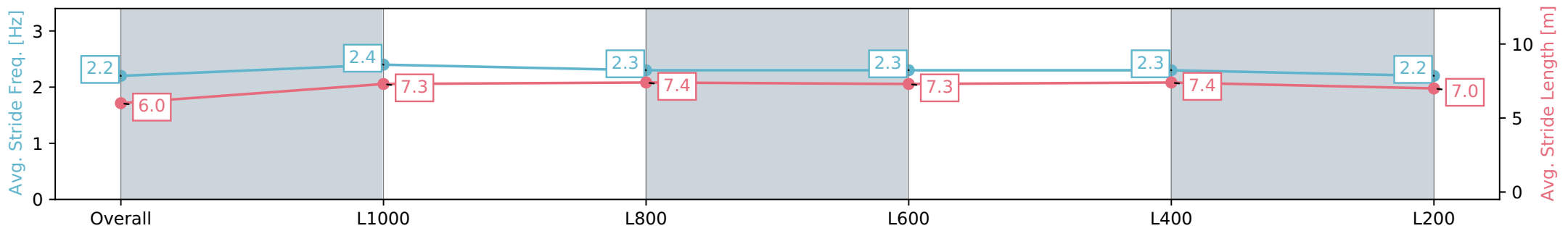
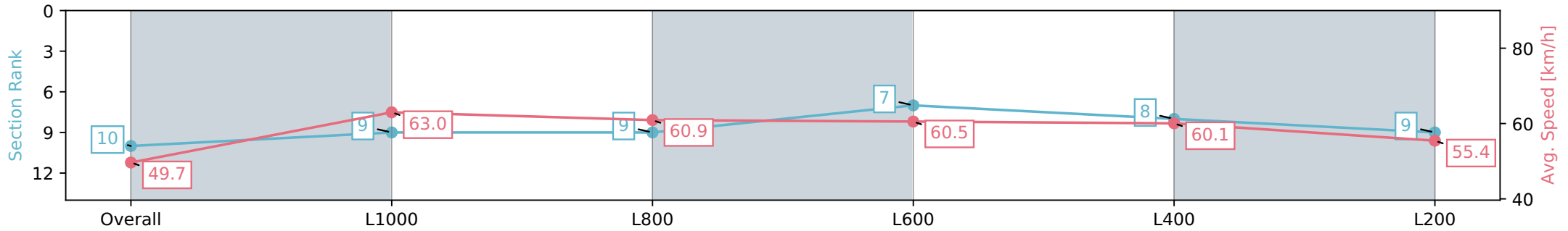
Race 7: Sportsbet Bet With Mates Handicap - 1200m

22 June 2024 - 3:07PM

Track Rating: Soft 6, Weather: Fine, Rail Position: +13m 1200m-W/
Post, +8m Remainder Sectional 617m



Section	Overall	L1000	L800	L600	L400	L200
Section Times	1:14.97 [10] (0:14.52)	1:00.45 [9] (0:11.43)	0:49.02 [9] (0:11.94)	0:37.08 [7] (0:12.04)	0:25.04 [8] (0:12.04)	0:13.00 [9] (0:13.00)
Average Speed [km/h]	49.7	63.0	60.9	60.5	60.1	55.4
Top Speed [km/h]	63.4	63.8	62.9	61.4	60.9	58.8
Avg. Dist. to Rail [m]	5.6	4.4	2.8	2.2	5.0	5.5
Avg. Stride Freq. [Hz]	2.2	2.4	2.3	2.3	2.3	2.2
Avg. Stride Length [m]	6.0	7.3	7.4	7.3	7.4	7.0



Report Created: Sat 22 June 2024 15:54:55 GMT+10 (Note: Timing is based on positional data)

- [] Ranking at each section and finish
- :-:- No data available at this section
- NA No data available



Horse/Jockey Name	STAR STUDED BELLE/Margaret Collett
Finish Rank	11
Fastest Section Time (Section)	0:11.36 (L1000)
Top Speed [km/h] (Section)	64.1 (Overall)
Race State	Finished



Morphettville SA - Professional

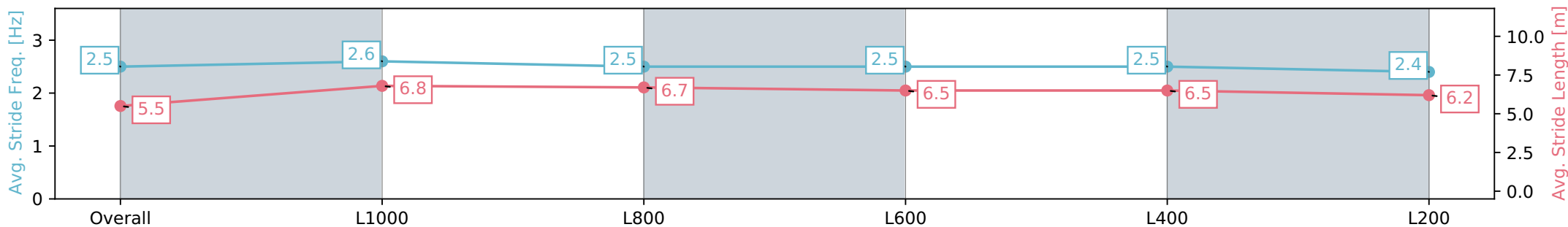
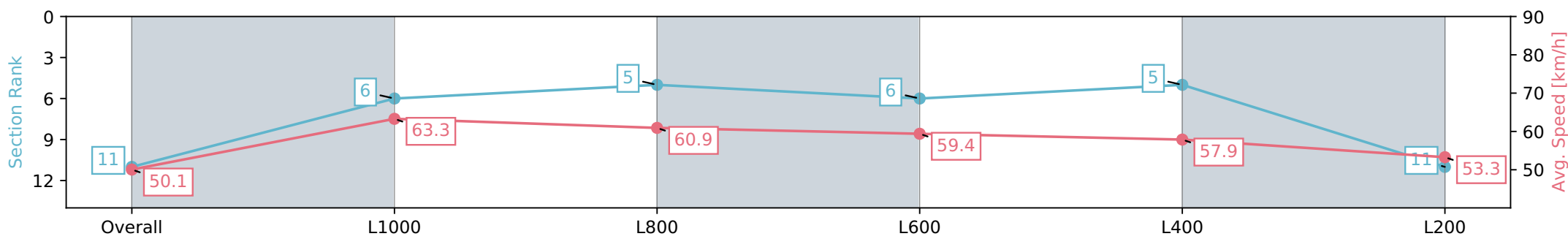
Race 7: Sportsbet Bet With Mates Handicap - 1200m

22 June 2024 - 3:07PM

Track Rating: Soft 6, Weather: Fine, Rail Position: +13m 1200m-W/
Post, +8m Remainder Sectional 617m



Section	Overall	L1000	L800	L600	L400	L200
Section Times	1:15.82 [11] (0:14.39)	1:01.43 [6] (0:11.36)	0:50.07 [5] (0:11.90)	0:38.17 [6] (0:12.21)	0:25.96 [5] (0:12.45)	0:13.51 [11] (0:13.51)
Average Speed [km/h]	50.1	63.3	60.9	59.4	57.9	53.3
Top Speed [km/h]	63.7	64.1	62.4	60.3	58.5	56.9
Avg. Dist. to Rail [m]	3.5	2.1	1.5	1.4	1.3	2.8
Avg. Stride Freq. [Hz]	2.5	2.6	2.5	2.5	2.5	2.4
Avg. Stride Length [m]	5.5	6.8	6.7	6.5	6.5	6.2



Report Created: Sat 22 June 2024 15:54:58 GMT+10 (Note: Timing is based on positional data)

- [] Ranking at each section and finish
- :-:- No data available at this section
- NA No data available

