



RACINGSA

Morphettville SA

Race 3: Adelaide Galvanising Industries Handicap - 1800m

22 June 2024 - 12:43PM



Morphettville

Track Rating: Soft 6, Weather: Fine, Rail Position: +13m 1200m-W/Post, +8m Remainder
Sectional 617m

Section Field Times							Overall 1:55.57 (0:15.17)	L1600 1:40.41 (0:12.19)	L1400 1:28.21 (0:12.65)	L1200 1:15.56 (0:12.77)	L1000 1:02.79 (0:13.01)	L800 0:49.78 (0:12.87)			
Position	#	Horse/Jockey	Barrier	Top Speed [km/h]	Fastest Section	First 400m									Distance Travelled From Winner [m]
1	3	TIPPA Rochelle Milnes	7	62.1 600-400	0:12.03 400-200	0:27.67	1:55.58 (0:15.44)	1:40.14 [3] (0:12.23)	1:27.91 [3] (0:12.71)	1:15.20 [3] (0:12.73)	1:02.47 [3] (0:12.93)	0:49.54 [3] (0:12.78)			
2	10	FOX GEM Dom Tourneur	4	62.5 600-400	0:11.78 400-200	0:28.54	1:55.63 (0:16.04)	1:39.59 [8] (0:12.50)	1:27.09 [7] (0:12.65)	1:14.44 [7] (0:12.63)	1:01.81 [7] (0:12.89)	0:48.92 [7] (0:12.47)		+2	
3	8	BONNIE GANGSTER Justin Potter	9	61.8 600-400	0:11.89 400-200	0:28.56	1:56.16 (0:15.91)	1:40.25 [7] (0:12.65)	1:27.60 [8] (0:12.74)	1:14.86 [8] (0:12.62)	1:02.24 [8] (0:12.91)	0:49.33 [8] (0:12.54)		+5	
4	4	KIMMORLEY Jason Holder	1	62.9 1800-1600	0:12.18 400-200	0:27.81	1:56.29 (0:15.61)	1:40.68 [5] (0:12.20)	1:28.48 [4] (0:12.73)	1:15.75 [4] (0:12.77)	1:02.98 [4] (0:12.84)	0:50.14 [4] (0:12.76)		-3	
5	2	MARK OF THE MAN Tayla Childs	2	60.6 1800-1600	0:12.19 1600-1400	0:27.36	1:56.42 (0:15.17)	1:41.25 [1] (0:12.19)	1:29.06 [1] (0:12.65)	1:16.41 [1] (0:12.77)	1:03.64 [1] (0:13.01)	0:50.63 [1] (0:12.87)		-4	
6	1	ALCHIAN Todd Pannell	3	61.6 1800-1600	0:12.15 1600-1400	0:27.38	1:56.77 (0:15.23)	1:41.54 [2] (0:12.15)	1:29.39 [2] (0:12.69)	1:16.70 [2] (0:12.79)	1:03.91 [2] (0:12.98)	0:50.93 [2] (0:12.82)		+0	
7	6	DUO PERNA Jacob Opperman	8	60.8 1000-800	0:12.27 600-400	0:28.26	1:56.80 (0:15.73)	1:41.07 [6] (0:12.53)	1:28.54 [6] (0:12.72)	1:15.82 [6] (0:12.68)	1:03.14 [6] (0:12.95)	0:50.19 [6] (0:12.28)		+4	
8	7	SET TO PROPHET Samuel Payne	6	61.1 1800-1600	0:12.39 600-400	0:28.00	1:56.85 (0:15.56)	1:41.28 [4] (0:12.43)	1:28.85 [5] (0:12.74)	1:16.11 [5] (0:12.73)	1:03.38 [5] (0:12.93)	0:50.45 [5] (0:12.52)		+1	

Scratched: Unthinkable (#5), Tolerance (#9)

- [] Position in running at each section and finish
- # Saddle cloth number
- :-:- No data available at this section
- DNF Did not finish
- NA No data available
- DNT Did not track
- █ Background shading for fastest section



RACINGSA

Morphettville SA

Race 3: Adelaide Galvanising Industries Handicap - 1800m

22 June 2024 - 12:43PM

Track Rating: Soft 6, Weather: Fine, Rail Position: +13m 1200m-W/Post, +8m Remainder
Sectional 617m



Morphettville

Section Field Times

L600 0:36.91 (0:12.33)
L400 0:24.59 (0:12.09)
L200 0:12.49 (0:12.49)

Position	#	Horse/Jockey	Barrier	Top Speed [km/h]	Fastest Section	First 400m	L600	L400	L200	Margin	Distance Travelled From Winner [m]
1	3	TIPPA Rochelle Milnes	7	62.1 600-400	0:12.03 400-200	0:27.67	0:36.76 [3] (0:12.23)	0:24.53 [2] (0:12.03)	0:12.50 [1] (0:12.50)	1:55.58	
2	10	FOX GEM Dom Tourneur	4	62.5 600-400	0:11.78 400-200	0:28.54	0:36.45 [7] (0:12.13)	0:24.32 [5] (0:11.78)	0:12.54 [2] (0:12.54)	0.3L	+2
3	8	BONNIE GANGSTER Justin Potter	9	61.8 600-400	0:11.89 400-200	0:28.56	0:36.79 [8] (0:12.17)	0:24.62 [8] (0:11.89)	0:12.73 [4] (0:12.73)	3.5L	+5
4	4	KIMMORLEY Jason Holder	1	62.9 1800-1600	0:12.18 400-200	0:27.81	0:37.38 [5] (0:12.40)	0:24.98 [6] (0:12.18)	0:12.80 [5] (0:12.80)	4.2L	-3
5	2	MARK OF THE MAN Tayla Childs	2	60.6 1800-1600	0:12.19 1600-1400	0:27.36	0:37.76 [2] (0:12.43)	0:25.33 [3] (0:12.43)	0:12.90 [6] (0:12.90)	4.9L	-4
6	1	ALCHIAN Todd Pannell	3	61.6 1800-1600	0:12.15 1600-1400	0:27.38	0:38.11 [1] (0:12.33)	0:25.78 [1] (0:12.42)	0:13.36 [3] (0:13.36)	7.0L	+0
7	6	DUO PERNA Jacob Opperman	8	60.8 1000-800	0:12.27 600-400	0:28.26	0:37.90 [4] (0:12.27)	0:25.63 [4] (0:12.35)	0:13.28 [7] (0:13.28)	7.2L	+4
8	7	SET TO PROPHET Samuel Payne	6	61.1 1800-1600	0:12.39 600-400	0:28.00	0:37.93 [6] (0:12.39)	0:25.54 [6] (0:12.40)	0:13.14 [8] (0:13.14)	7.5L	+1

Scratched: Unthinkable (#5), Tolerance (#9)

- [] Position in running at each section and finish
- # Saddle cloth number
- :-:- No data available at this section
- DNF Did not finish
- NA No data available
- DNT Did not track
- █ Background shading for fastest section

Horse/Jockey Name	TIPPA/Rochelle Milnes
Finish Rank	1
Fastest Section Time (Section)	0:12.03 (L400)
Top Speed [km/h] (Section)	62.1 (L600)
Race State	Finished



Morphettville SA - Professional

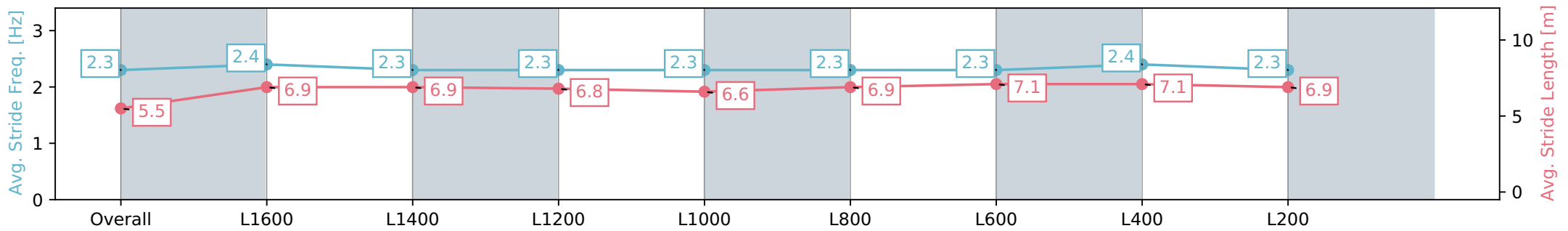
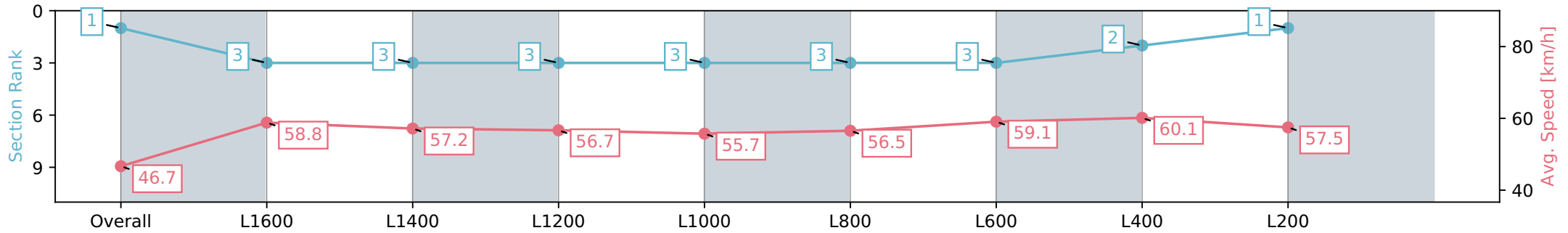
Race 3: Adelaide Galvanising Industries Handicap - 1800m

22 June 2024 - 12:43PM

Track Rating: Soft 6, Weather: Fine, Rail Position: +13m 1200m-W/
Post, +8m Remainder Sectional 617m



Section	Overall	L1600	L1400	L1200	L1000	L800	L600	L400	L200
Section Times	1:55.58 [1] (0:15.44)	1:40.14 [3] (0:12.23)	1:27.91 [3] (0:12.71)	1:15.20 [3] (0:12.73)	1:02.47 [3] (0:12.93)	0:49.54 [3] (0:12.78)	0:36.76 [3] (0:12.23)	0:24.53 [2] (0:12.03)	0:12.50 [1] (0:12.50)
Average Speed [km/h]	46.7	58.8	57.2	56.7	55.7	56.5	59.1	60.1	57.5
Top Speed [km/h]	60.2	60.7	58.1	57.9	56.5	59.1	60.3	62.1	60.7
Avg. Dist. to Rail [m]	5.1	2.4	1.9	1.1	1.6	1.0	1.1	2.5	3.9
Avg. Stride Freq. [Hz]	2.3	2.4	2.3	2.3	2.3	2.3	2.3	2.4	2.3
Avg. Stride Length [m]	5.5	6.9	6.9	6.8	6.6	6.9	7.1	7.1	6.9



Report Created: Sat 22 June 2024 14:06:33 GMT+10 (Note: Timing is based on positional data)

- [] Ranking at each section and finish
- :-:- No data available at this section
- NA No data available

Horse/Jockey Name	FOX GEM/Dom Tourneur
Finish Rank	2
Fastest Section Time (Section)	0:11.78 (L400)
Top Speed [km/h] (Section)	62.5 (L600)
Race State	Finished



Morphettville SA - Professional

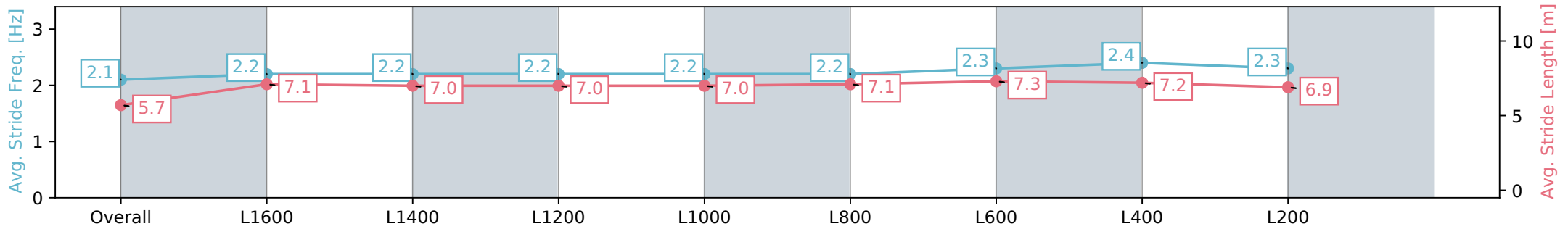
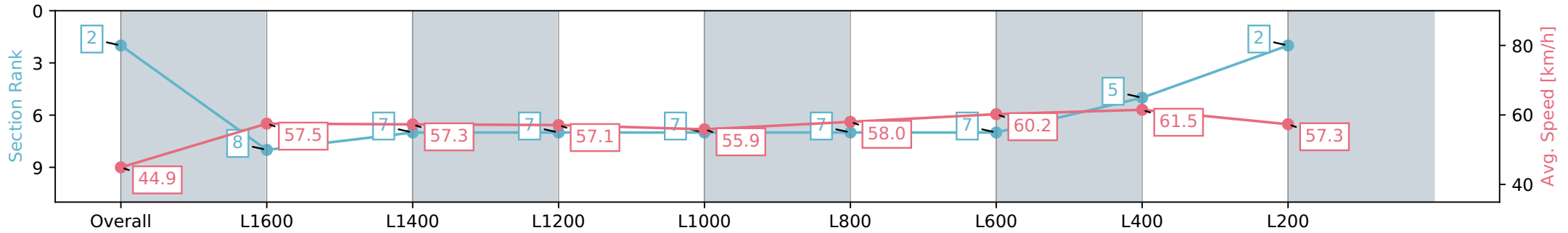
Race 3: Adelaide Galvanising Industries Handicap - 1800m

22 June 2024 - 12:43PM

Track Rating: Soft 6, Weather: Fine, Rail Position: +13m 1200m-W/
Post, +8m Remainder Sectional 617m



Section	Overall	L1600	L1400	L1200	L1000	L800	L600	L400	L200
Section Times	1:55.63 [2] (0:16.04)	1:39.59 [8] (0:12.50)	1:27.09 [7] (0:12.65)	1:14.44 [7] (0:12.63)	1:01.81 [7] (0:12.89)	0:48.92 [7] (0:12.47)	0:36.45 [7] (0:12.13)	0:24.32 [5] (0:11.78)	0:12.54 [2] (0:12.54)
Average Speed [km/h]	44.9	57.5	57.3	57.1	55.9	58.0	60.2	61.5	57.3
Top Speed [km/h]	57.1	58.5	59.7	57.6	57.2	60.8	61.1	62.5	61.4
Avg. Dist. to Rail [m]	3.0	0.7	1.3	0.6	1.5	1.1	2.8	5.0	5.1
Avg. Stride Freq. [Hz]	2.1	2.2	2.2	2.2	2.2	2.2	2.2	2.3	2.3
Avg. Stride Length [m]	5.7	7.1	7.0	7.0	7.0	7.1	7.3	7.2	6.9



Report Created: Sat 22 June 2024 14:06:37 GMT+10 (Note: Timing is based on positional data)

- [] Ranking at each section and finish
- :-:- No data available at this section
- NA No data available

Horse/Jockey Name	BONNIE GANGSTER/Justin Potter
Finish Rank	3
Fastest Section Time (Section)	0:11.89 (L400)
Top Speed [km/h] (Section)	61.8 (L600)
Race State	Finished



Morphettville SA - Professional

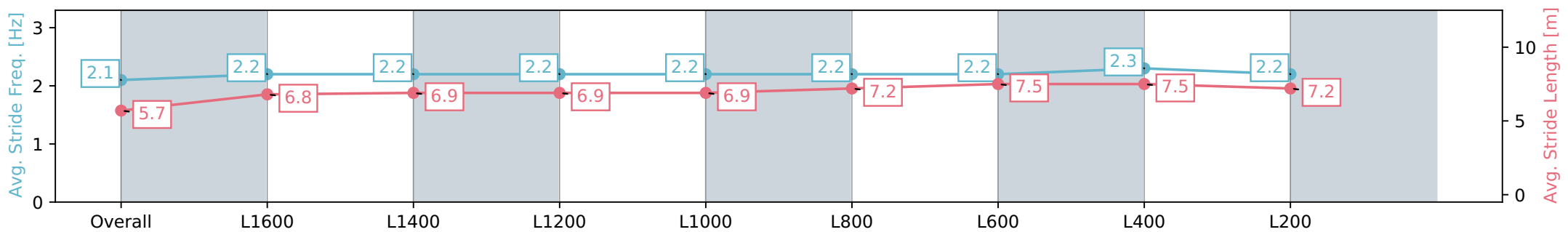
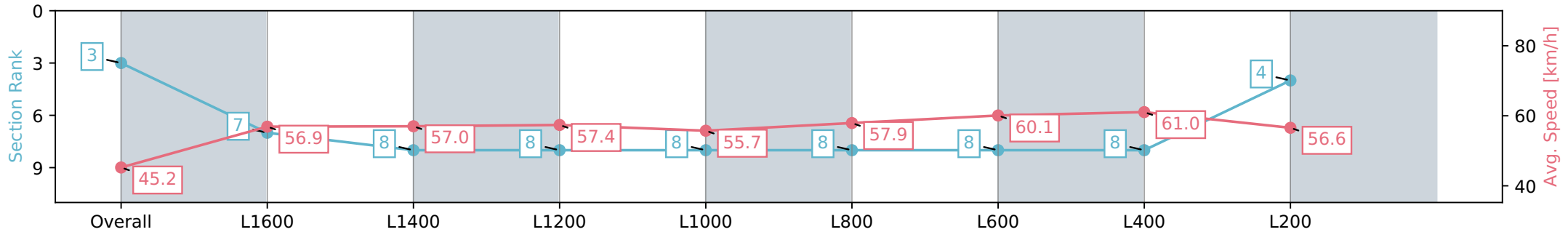
Race 3: Adelaide Galvanising Industries Handicap - 1800m

22 June 2024 - 12:43PM

Track Rating: Soft 6, Weather: Fine, Rail Position: +13m 1200m-W/
Post, +8m Remainder Sectional 617m



Section	Overall	L1600	L1400	L1200	L1000	L800	L600	L400	L200
Section Times	1:56.16 [3] (0:15.91)	1:40.25 [7] (0:12.65)	1:27.60 [8] (0:12.74)	1:14.86 [8] (0:12.62)	1:02.24 [8] (0:12.91)	0:49.33 [8] (0:12.54)	0:36.79 [8] (0:12.17)	0:24.62 [8] (0:11.89)	0:12.73 [4] (0:12.73)
Average Speed [km/h]	45.2	56.9	57.0	57.4	55.7	57.9	60.1	61.0	56.6
Top Speed [km/h]	56.6	57.9	57.6	58.0	57.4	59.9	61.0	61.8	60.0
Avg. Dist. to Rail [m]	6.9	2.5	2.2	1.5	2.1	2.3	3.0	6.9	7.8
Avg. Stride Freq. [Hz]	2.1	2.2	2.2	2.2	2.2	2.2	2.2	2.3	2.2
Avg. Stride Length [m]	5.7	6.8	6.9	6.9	6.9	7.2	7.5	7.5	7.2



Report Created: Sat 22 June 2024 14:06:40 GMT+10 (Note: Timing is based on positional data)

- [] Ranking at each section and finish
- :-:- No data available at this section
- NA No data available



Horse/Jockey Name	KIMMORLEY/Jason Holder
Finish Rank	4
Fastest Section Time (Section)	0:12.18 (L400)
Top Speed [km/h] (Section)	62.9 (Overall)
Race State	Finished



Morphettville SA - Professional

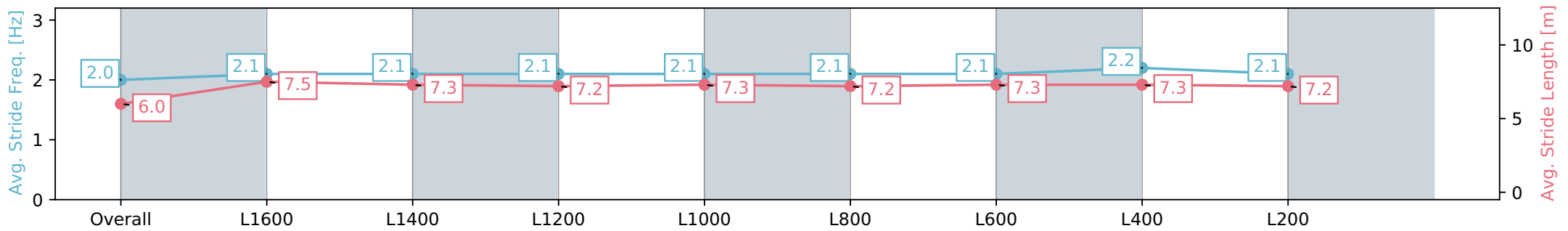
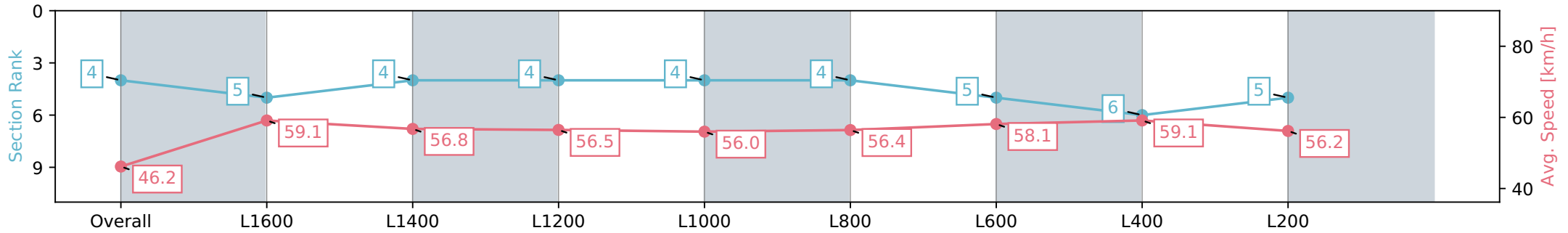
Race 3: Adelaide Galvanising Industries Handicap - 1800m

22 June 2024 - 12:43PM

Track Rating: Soft 6, Weather: Fine, Rail Position: +13m 1200m-W/
Post, +8m Remainder Sectional 617m



Section	Overall	L1600	L1400	L1200	L1000	L800	L600	L400	L200
Section Times	1:56.29 [4] (0:15.61)	1:40.68 [5] (0:12.20)	1:28.48 [4] (0:12.73)	1:15.75 [4] (0:12.77)	1:02.98 [4] (0:12.84)	0:50.14 [4] (0:12.76)	0:37.38 [5] (0:12.40)	0:24.98 [6] (0:12.18)	0:12.80 [5] (0:12.80)
Average Speed [km/h]	46.2	59.1	56.8	56.5	56.0	56.4	58.1	59.1	56.2
Top Speed [km/h]	59.8	62.9	57.9	57.1	56.5	58.5	58.6	59.8	58.9
Avg. Dist. to Rail [m]	0.9	0.8	1.1	0.4	0.7	0.2	0.1	2.0	3.5
Avg. Stride Freq. [Hz]	2.0	2.1	2.1	2.1	2.1	2.1	2.1	2.2	2.1
Avg. Stride Length [m]	6.0	7.5	7.3	7.2	7.3	7.2	7.3	7.3	7.2



Report Created: Sat 22 June 2024 14:06:44 GMT+10 (Note: Timing is based on positional data)

- [] Ranking at each section and finish
- :-:- No data available at this section
- NA No data available

Horse/Jockey Name	MARK OF THE MAN/Tayla Childs
Finish Rank	5
Fastest Section Time (Section)	0:12.19 (L1600)
Top Speed [km/h] (Section)	60.6 (Overall)
Race State	Finished



Morphettville SA - Professional

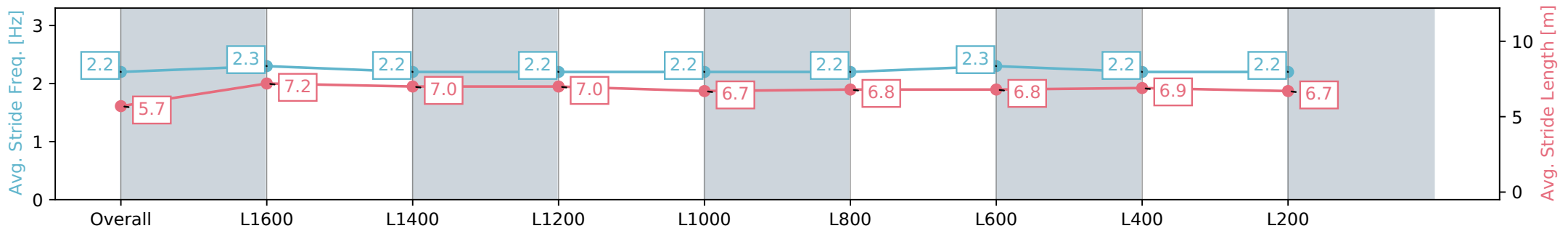
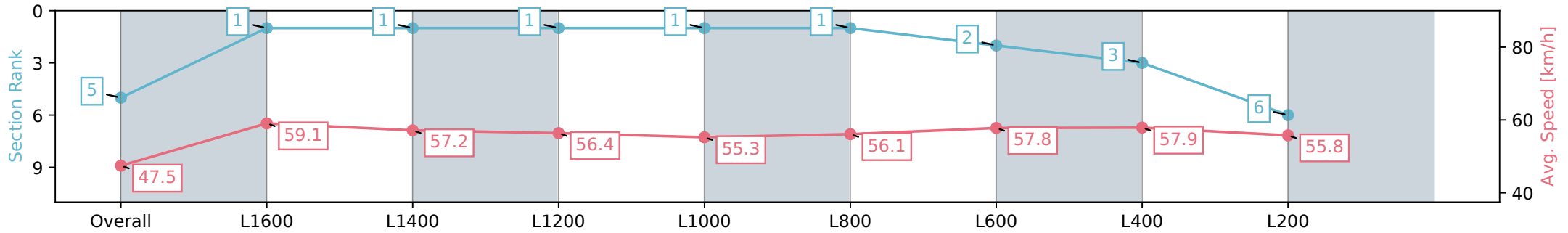
Race 3: Adelaide Galvanising Industries Handicap - 1800m

22 June 2024 - 12:43PM

Track Rating: Soft 6, Weather: Fine, Rail Position: +13m 1200m-W/
Post, +8m Remainder Sectional 617m



Section	Overall	L1600	L1400	L1200	L1000	L800	L600	L400	L200
Section Times	1:56.42 [5] (0:15.17)	1:41.25 [1] (0:12.19)	1:29.06 [1] (0:12.65)	1:16.41 [1] (0:12.77)	1:03.64 [1] (0:13.01)	0:50.63 [1] (0:12.87)	0:37.76 [2] (0:12.43)	0:25.33 [3] (0:12.43)	0:12.90 [6] (0:12.90)
Average Speed [km/h]	47.5	59.1	57.2	56.4	55.3	56.1	57.8	57.9	55.8
Top Speed [km/h]	60.6	60.3	57.9	57.2	55.9	57.6	58.3	58.3	57.9
Avg. Dist. to Rail [m]	2.6	0.6	0.9	0.4	0.9	0.3	0.1	0.3	1.1
Avg. Stride Freq. [Hz]	2.2	2.3	2.2	2.2	2.2	2.2	2.3	2.2	2.2
Avg. Stride Length [m]	5.7	7.2	7.0	7.0	7.0	6.7	6.8	6.8	6.7



Report Created: Sat 22 June 2024 14:06:48 GMT+10 (Note: Timing is based on positional data)

- [] Ranking at each section and finish
- :-:- No data available at this section
- NA No data available

Horse/Jockey Name	ALCHIAN/Todd Pannell
Finish Rank	6
Fastest Section Time (Section)	0:12.15 (L1600)
Top Speed [km/h] (Section)	61.6 (Overall)
Race State	Finished



Morphettville SA - Professional

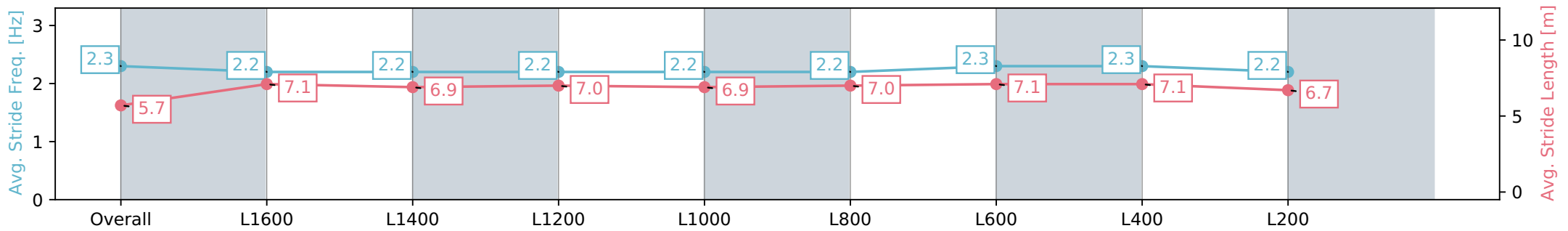
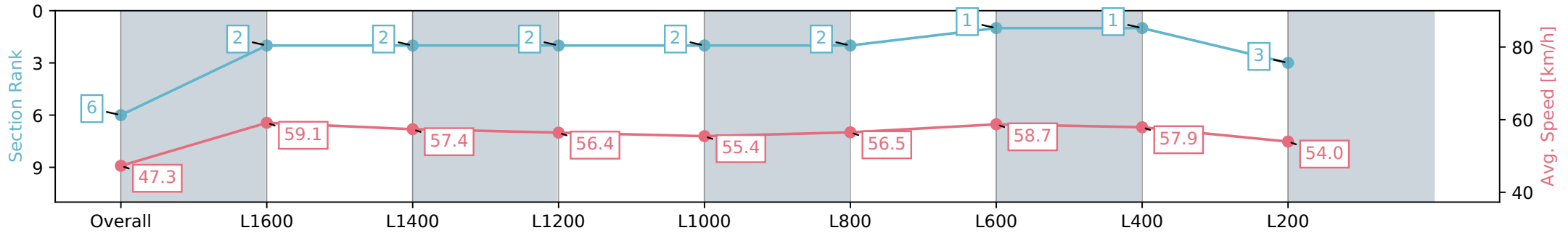
Race 3: Adelaide Galvanising Industries Handicap - 1800m

22 June 2024 - 12:43PM

Track Rating: Soft 6, Weather: Fine, Rail Position: +13m 1200m-W/
Post, +8m Remainder Sectional 617m



Section	Overall	L1600	L1400	L1200	L1000	L800	L600	L400	L200
Section Times	1:56.77 [6] (0:15.23)	1:41.54 [2] (0:12.15)	1:29.39 [2] (0:12.69)	1:16.70 [2] (0:12.79)	1:03.91 [2] (0:12.98)	0:50.93 [2] (0:12.82)	0:38.11 [1] (0:12.33)	0:25.78 [1] (0:12.42)	0:13.36 [3] (0:13.36)
Average Speed [km/h]	47.3	59.1	57.4	56.4	55.4	56.5	58.7	57.9	54.0
Top Speed [km/h]	59.8	61.6	58.2	57.4	56.6	58.1	59.5	58.5	57.8
Avg. Dist. to Rail [m]	3.7	1.7	1.9	1.4	1.9	1.3	0.9	1.1	2.1
Avg. Stride Freq. [Hz]	2.3	2.2	2.2	2.2	2.2	2.2	2.3	2.3	2.2
Avg. Stride Length [m]	5.7	7.1	6.9	7.0	6.9	7.0	7.1	7.1	6.7



Report Created: Sat 22 June 2024 14:06:51 GMT+10 (Note: Timing is based on positional data)

- [] Ranking at each section and finish
- :-:- No data available at this section
- NA No data available

Horse/Jockey Name	DUO PERNA/Jacob Opperman
Finish Rank	7
Fastest Section Time (Section)	0:12.27 (L600)
Top Speed [km/h] (Section)	60.8 (L1000)
Race State	Finished



Morphettville SA - Professional

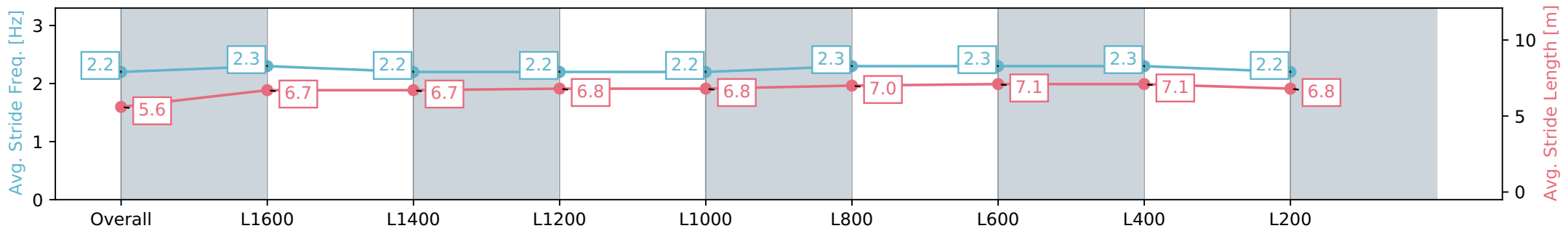
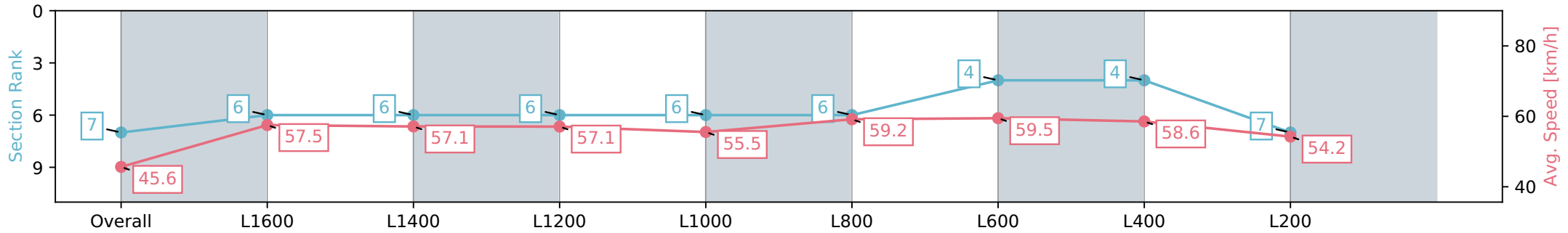
Race 3: Adelaide Galvanising Industries Handicap - 1800m

22 June 2024 - 12:43PM

Track Rating: Soft 6, Weather: Fine, Rail Position: +13m 1200m-W/
Post, +8m Remainder Sectional 617m



Section	Overall	L1600	L1400	L1200	L1000	L800	L600	L400	L200
Section Times	1:56.80 [7] (0:15.73)	1:41.07 [6] (0:12.53)	1:28.54 [6] (0:12.72)	1:15.82 [6] (0:12.68)	1:03.14 [6] (0:12.95)	0:50.19 [6] (0:12.28)	0:37.90 [4] (0:12.27)	0:25.63 [4] (0:12.35)	0:13.28 [7] (0:13.28)
Average Speed [km/h]	45.6	57.5	57.1	57.1	55.5	59.2	59.5	58.6	54.2
Top Speed [km/h]	57.9	58.5	57.9	58.3	57.5	60.8	60.8	59.3	58.0
Avg. Dist. to Rail [m]	5.7	2.1	2.2	1.5	2.3	2.3	2.5	4.5	7.6
Avg. Stride Freq. [Hz]	2.2	2.3	2.2	2.2	2.2	2.3	2.3	2.3	2.2
Avg. Stride Length [m]	5.6	6.7	6.7	6.8	6.8	7.0	7.1	7.1	6.8



Report Created: Sat 22 June 2024 14:06:55 GMT+10 (Note: Timing is based on positional data)

- [] Ranking at each section and finish
- :-:- No data available at this section
- NA No data available

Horse/Jockey Name	SET TO PROPHET/Samuel Payne
Finish Rank	8
Fastest Section Time (Section)	0:12.39 (L600)
Top Speed [km/h] (Section)	61.1 (Overall)
Race State	Finished



Morphettville SA - Professional

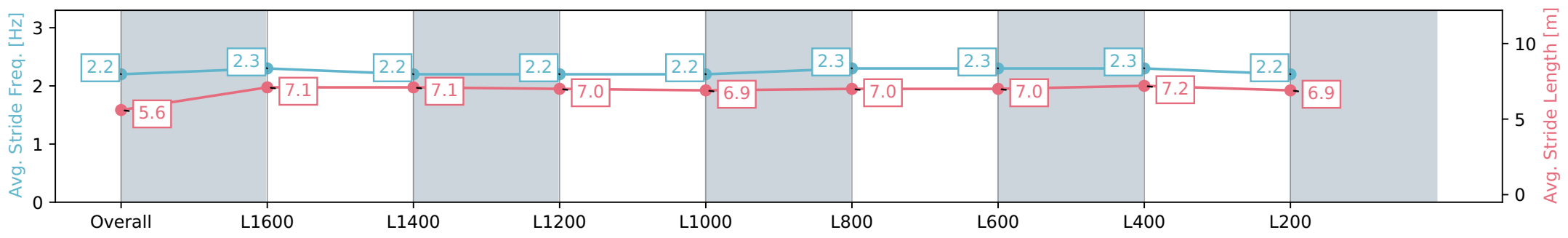
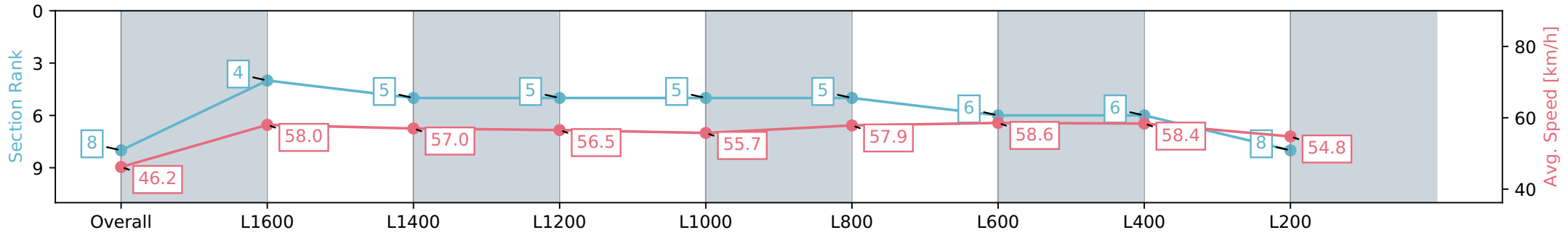
Race 3: Adelaide Galvanising Industries Handicap - 1800m

22 June 2024 - 12:43PM

Track Rating: Soft 6, Weather: Fine, Rail Position: +13m 1200m-W/
Post, +8m Remainder Sectional 617m



Section	Overall	L1600	L1400	L1200	L1000	L800	L600	L400	L200
Section Times	1:56.85 [8] (0:15.56)	1:41.28 [4] (0:12.43)	1:28.85 [5] (0:12.74)	1:16.11 [5] (0:12.73)	1:03.38 [5] (0:12.93)	0:50.45 [5] (0:12.52)	0:37.93 [6] (0:12.39)	0:25.54 [6] (0:12.40)	0:13.14 [8] (0:13.14)
Average Speed [km/h]	46.2	58.0	57.0	56.5	55.7	57.9	58.6	58.4	54.8
Top Speed [km/h]	61.1	59.4	57.8	58.4	57.4	59.6	59.3	59.0	58.3
Avg. Dist. to Rail [m]	2.8	1.1	1.7	0.9	1.3	1.5	1.7	3.8	6.0
Avg. Stride Freq. [Hz]	2.2	2.3	2.2	2.2	2.2	2.3	2.3	2.3	2.2
Avg. Stride Length [m]	5.6	7.1	7.1	7.0	6.9	7.0	7.0	7.2	6.9



- [] Ranking at each section and finish
- :-:- No data available at this section
- NA No data available