



RACINGSA

Morphettville Parks SA
Race 9: Thomas Farms Handicap - 1300m
08 June 2024 - 4:23PM



Morphettville

Track Rating: Good 4, Weather: Overcast, Rail Position: +6m 1000m-W/Post, +3m
Remainder Sectional 608m

Table with columns: Section, Field Times, Position, #, Horse/Jockey, Barrier, Top Speed [km/h], Fastest Section, First 400m, Overall, L1200, L1000, L800, L600, L400, Distance Travelled From Winner [m]. Rows include horses like MORRIS MINOR, LAYERUPONLAYER, LONGWARRY, LIFT THE BAR, DARE TO BE FREE, VALENTINA CHARM, MIDNIGHT RUSH, TRANTORO, EL CAPONY, and CORK HARBOUR.

Scratched: Reservoir Dog (#8), Frankie's Me Dad (#9), Pricilla's Choice (#10), Amelia Valentina (#12)

- [] Position in running at each section and finish
Saddle cloth number
-:-:- No data available at this section
DNF Did not finish
NA No data available
DNT Did not track
Background shading for fastest section



Morphettville Parks SA
Race 9: Thomas Farms Handicap - 1300m
 08 June 2024 - 4:23PM



Morphettville

Track Rating: Good 4, Weather: Overcast, Rail Position: +6m 1000m-W/Post, +3m
 Remainder Sectional 608m

Section Field Times							Overall	L1200	L1000	L800	L600	L400	
							1:19.08 (0:08.57)	1:10.50 (0:11.06)	0:59.45 (0:11.33)	0:48.12 (0:12.06)	0:36.06 (0:12.14)	0:23.92 (0:11.64)	
Position	#	Horse/Jockey	Barrier	Top Speed [km/h]	Fastest Section	First 400m							Distance Travelled From Winner [m]
11	2	CHAMBERS BAY	13	66.0	0:11.17	0:26.11	1:20.84	1:11.67 [10]	1:00.50 [8]	0:48.82 [9]	0:36.91 [10]	0:25.01 [9]	+16
		Kayla Crowther		1400-1200	1200-1000		(0:09.17)	(0:11.17)	(0:11.68)	(0:11.91)	(0:11.90)	(0:11.98)	
12	15	COME AGAIN	8	65.3	0:11.23	0:26.07	1:22.24	1:13.02 [11]	1:01.79 [10]	0:50.29 [7]	0:38.43 [7]	0:26.32 [10]	+4
		Dylan Caboche		1400-1200	1200-1000		(0:09.22)	(0:11.23)	(0:11.50)	(0:11.86)	(0:12.11)	(0:12.45)	

Scratched: Reservoir Dog (#8), Frankie's Me Dad (#9), Pricilla's Choice (#10), Amelia Valentina (#12)

- [] Position in running at each section and finish # Saddle cloth number
- :-:- No data available at this section DNF Did not finish
- NA No data available DNT Did not track
- █ Background shading for fastest section



RACINGSA

Morphettville Parks SA
Race 9: Thomas Farms Handicap - 1300m
08 June 2024 - 4:23PM



Morphettville

Track Rating: Good 4, Weather: Overcast, Rail Position: +6m 1000m-W/Post, +3m
Remainder Sectional 608m

Section
Field Times

L200
0:12.28
(0:12.28)

Table with columns: Position, #, Horse/Jockey, Barrier, Top Speed [km/h], Fastest Section, First 400m, Margin, Distance Travelled From Winner [m]. Rows include horses like MORRIS MINOR, LAYERUPONLAYER, LONGWARRY, LIFT THE BAR, DARE TO BE FREE, VALENTINA CHARM, MIDNIGHT RUSH, TRANTORO, EL CAPONY, and CORK HARBOUR.

Scratched: Reservoir Dog (#8), Frankie's Me Dad (#9), Pricilla's Choice (#10), Amelia Valentina (#12)

- [] Position in running at each section and finish
Saddle cloth number
-:-:- No data available at this section
DNF Did not finish
NA No data available
DNT Did not track
Background shading for fastest section



Morphettville Parks SA
Race 9: Thomas Farms Handicap - 1300m
 08 June 2024 - 4:23PM



Track Rating: Good 4, Weather: Overcast, Rail Position: +6m 1000m-W/Post, +3m
 Remainder Sectional 608m

Section

Field Times

L200

0:12.28

(0:12.28)

Position	#	Horse/Jockey	Barrier	Top Speed [km/h]	Fastest Section	First 400m	Margin							Distance Travelled From Winner [m]
11	2	CHAMBERS BAY	13	66.0	0:11.17	0:26.11	0:13.03 [11]	11.8L						+16
		Kayla Crowther		1400-1200	1200-1000		(0:13.03)							
12	15	COME AGAIN	8	65.3	0:11.23	0:26.07	0:13.87 [12]	21.1L						+4
		Dylan Caboche		1400-1200	1200-1000		(0:13.87)							

Scratched: Reservoir Dog (#8), Frankie's Me Dad (#9), Pricilla's Choice (#10), Amelia Valentina (#12)

- [] Position in running at each section and finish # Saddle cloth number
- :-:- No data available at this section DNF Did not finish
- NA No data available DNT Did not track
- Background shading for fastest section

Horse/Jockey Name	MORRIS MINOR/Rochelle Milnes
Finish Rank	1
Fastest Section Time (Section)	0:11.06 (L1200)
Top Speed [km/h] (Section)	66.3 (Overall)
Race State	Finished



Morphettville Parks SA - Professional

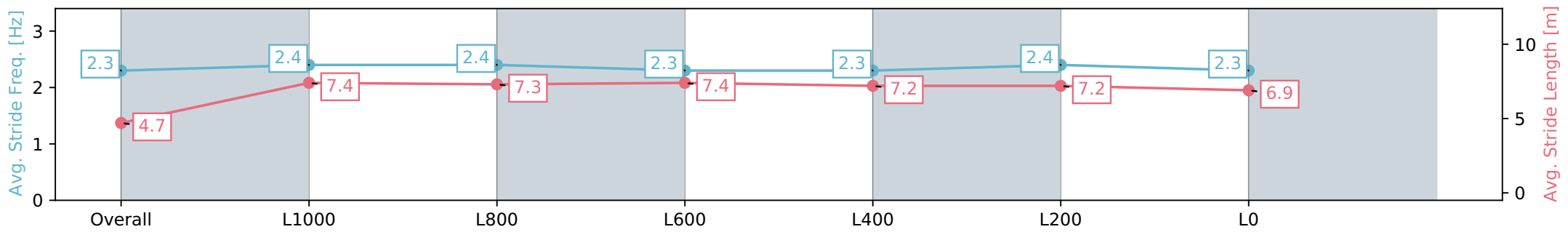
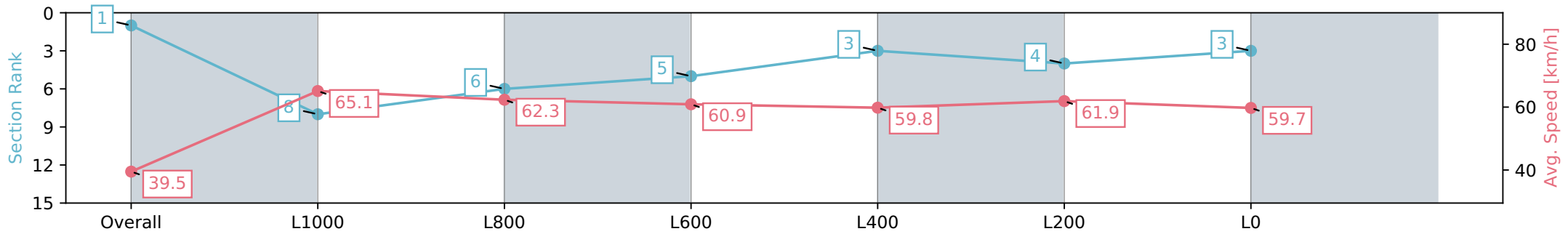
Race 9: Thomas Farms Handicap - 1300m

08 June 2024 - 4:23PM

Track Rating: Good 4, Weather: Overcast, Rail Position: +6m
1000m-W/Post, +3m Remainder Sectional 608m



Section	Overall	L1000	L800	L600	L400	L200	L0
Section Times	1:19.08 [1] (0:09.11)	1:09.97 [8] (0:11.06)	0:58.91 [6] (0:11.46)	0:47.45 [5] (0:11.81)	0:35.64 [3] (0:11.95)	0:23.69 [4] (0:11.62)	0:12.07 [3] (0:12.07)
Average Speed [km/h]	39.5	65.1	62.3	60.9	59.8	61.9	59.7
Top Speed [km/h]	60.4	66.3	64.4	62.1	61.5	63.4	62.9
Avg. Dist. to Rail [m]	2.9	1.3	1.3	0.8	0.9	0.5	1.2
Avg. Stride Freq. [Hz]	2.3	2.4	2.4	2.3	2.3	2.4	2.3
Avg. Stride Length [m]	4.7	7.4	7.3	7.4	7.2	7.2	6.9



- [] Ranking at each section and finish
- :-:- No data available at this section
- NA No data available

Horse/Jockey Name	LAYERUPONLAYER/Jake Toeroek
Finish Rank	2
Fastest Section Time (Section)	0:10.93 (L1200)
Top Speed [km/h] (Section)	67.1 (Overall)
Race State	Finished



Morphettville Parks SA - Professional

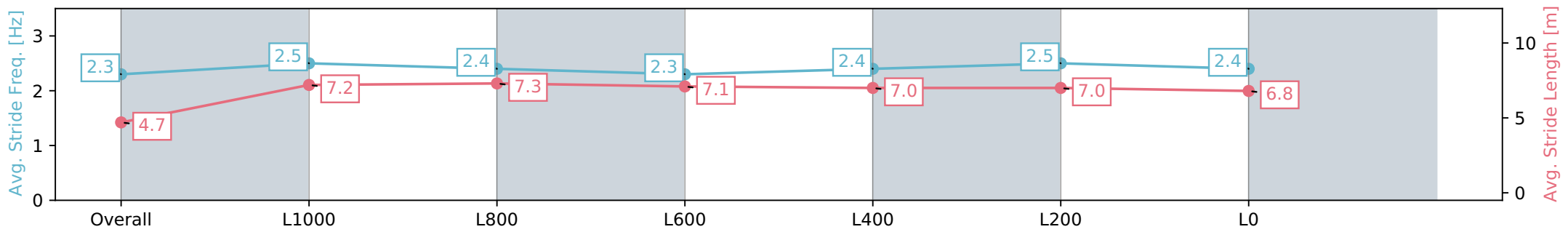
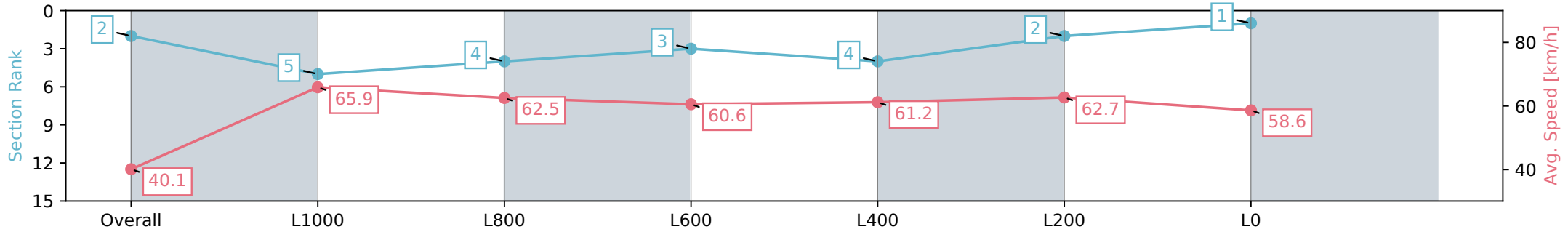
Race 9: Thomas Farms Handicap - 1300m

08 June 2024 - 4:23PM

Track Rating: Good 4, Weather: Overcast, Rail Position: +6m
1000m-W/Post, +3m Remainder Sectional 608m



Section	Overall	L1000	L800	L600	L400	L200	L0
Section Times	1:19.10 [2] (0:09.00)	1:10.10 [5] (0:10.93)	0:59.17 [4] (0:11.59)	0:47.58 [3] (0:11.95)	0:35.63 [4] (0:11.86)	0:23.77 [2] (0:11.47)	0:12.30 [1] (0:12.30)
Average Speed [km/h]	40.1	65.9	62.5	60.6	61.2	62.7	58.6
Top Speed [km/h]	62.9	67.1	64.9	62.6	63.3	63.6	62.0
Avg. Dist. to Rail [m]	4.7	2.2	1.6	2.2	1.2	0.8	3.5
Avg. Stride Freq. [Hz]	2.3	2.5	2.4	2.3	2.4	2.5	2.4
Avg. Stride Length [m]	4.7	7.2	7.3	7.1	7.0	7.0	6.8



- [] Ranking at each section and finish
- :-:- No data available at this section
- NA No data available

Horse/Jockey Name	LONGWARRY/Margaret Collett
Finish Rank	3
Fastest Section Time (Section)	0:10.97 (L1200)
Top Speed [km/h] (Section)	66.7 (Overall)
Race State	Finished



Morphettville Parks SA - Professional

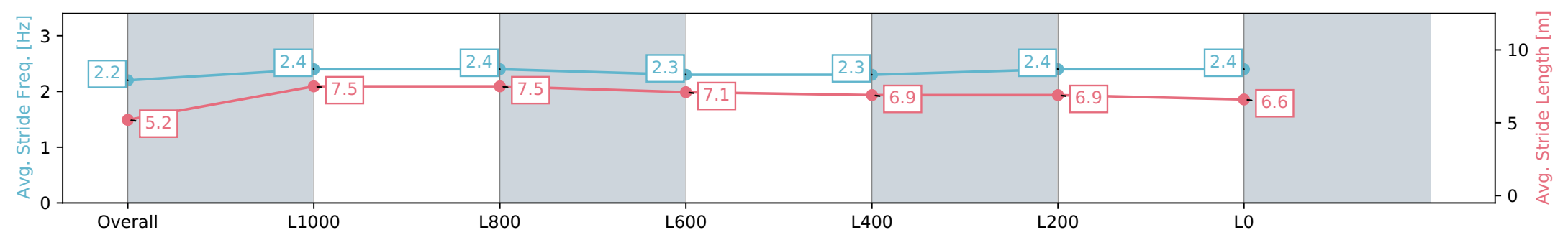
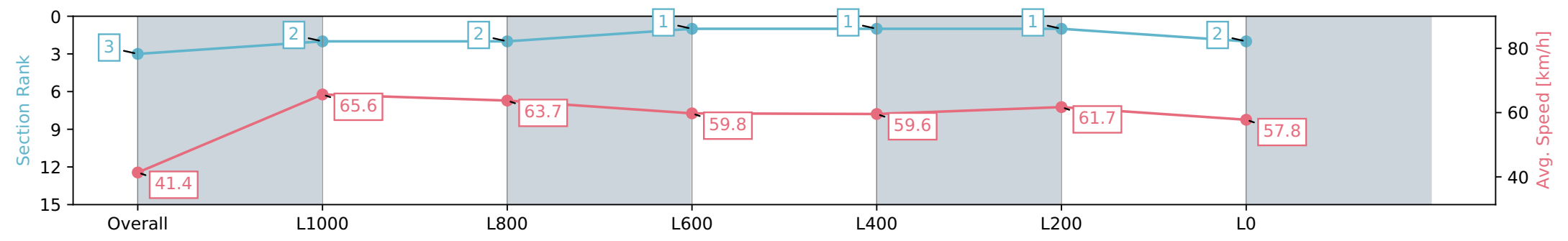
Race 9: Thomas Farms Handicap - 1300m

08 June 2024 - 4:23PM

Track Rating: Good 4, Weather: Overcast, Rail Position: +6m
1000m-W/Post, +3m Remainder Sectional 608m



Section	Overall	L1000	L800	L600	L400	L200	L0
Section Times	1:19.33 [3] (0:08.69)	1:10.64 [2] (0:10.97)	0:59.67 [2] (0:11.30)	0:48.37 [1] (0:12.06)	0:36.31 [1] (0:12.14)	0:24.17 [1] (0:11.70)	0:12.47 [2] (0:12.47)
Average Speed [km/h]	41.4	65.6	63.7	59.8	59.6	61.7	57.8
Top Speed [km/h]	62.9	66.7	66.5	61.9	60.8	62.4	61.4
Avg. Dist. to Rail [m]	2.1	0.9	0.5	0.6	0.8	1.5	3.3
Avg. Stride Freq. [Hz]	2.2	2.4	2.4	2.3	2.3	2.4	2.4
Avg. Stride Length [m]	5.2	7.5	7.5	7.1	6.9	6.9	6.6



[] Ranking at each section and finish
 -:-:- No data available at this section
 NA No data available

Horse/Jockey Name	LIFT THE BAR/Dom Tourneur
Finish Rank	4
Fastest Section Time (Section)	0:11.30 (L1200)
Top Speed [km/h] (Section)	65.1 (Overall)
Race State	Finished



Morphettville Parks SA - Professional

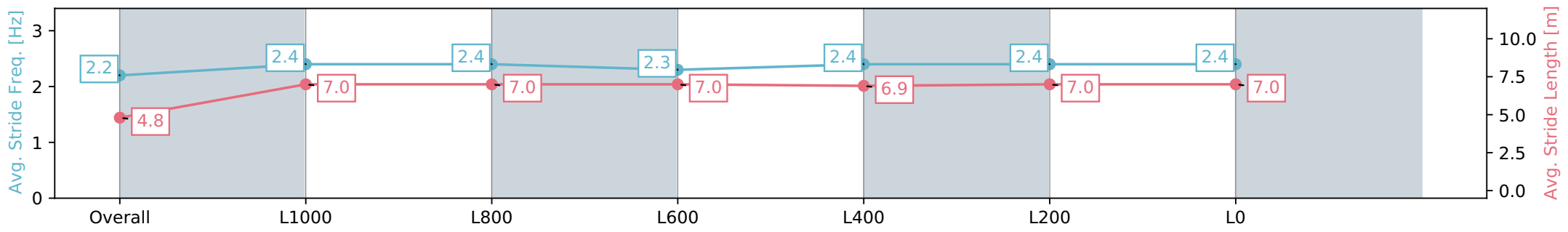
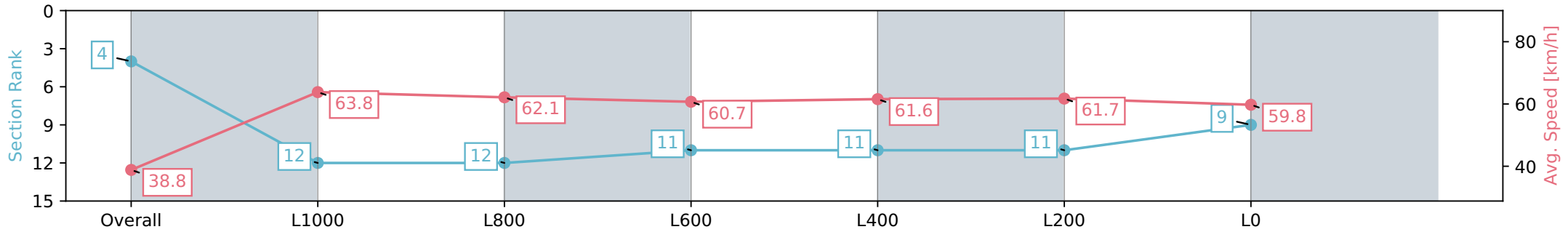
Race 9: Thomas Farms Handicap - 1300m

08 June 2024 - 4:23PM

Track Rating: Good 4, Weather: Overcast, Rail Position: +6m
1000m-W/Post, +3m Remainder Sectional 608m



Section	Overall	L1000	L800	L600	L400	L200	L0
Section Times	1:19.68 [4] (0:09.27)	1:10.41 [12] (0:11.30)	0:59.11 [12] (0:11.63)	0:47.48 [11] (0:11.91)	0:35.57 [11] (0:11.81)	0:23.76 [11] (0:11.72)	0:12.04 [9] (0:12.04)
Average Speed [km/h]	38.8	63.8	62.1	60.7	61.6	61.7	59.8
Top Speed [km/h]	58.6	65.1	64.5	61.3	62.1	62.1	61.4
Avg. Dist. to Rail [m]	6.6	1.8	1.3	1.4	1.8	1.9	1.0
Avg. Stride Freq. [Hz]	2.2	2.4	2.4	2.3	2.4	2.4	2.4
Avg. Stride Length [m]	4.8	7.0	7.0	7.0	6.9	7.0	7.0



[] Ranking at each section and finish
 -:-:- No data available at this section
 NA No data available

Horse/Jockey Name	DARE TO BE FREE/Jason Holder
Finish Rank	5
Fastest Section Time (Section)	0:11.19 (L1200)
Top Speed [km/h] (Section)	65.7 (Overall)
Race State	Finished



Morphettville Parks SA - Professional

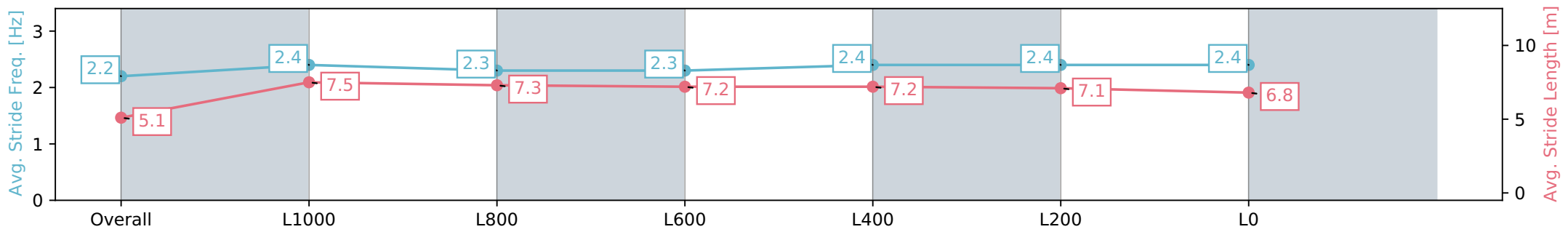
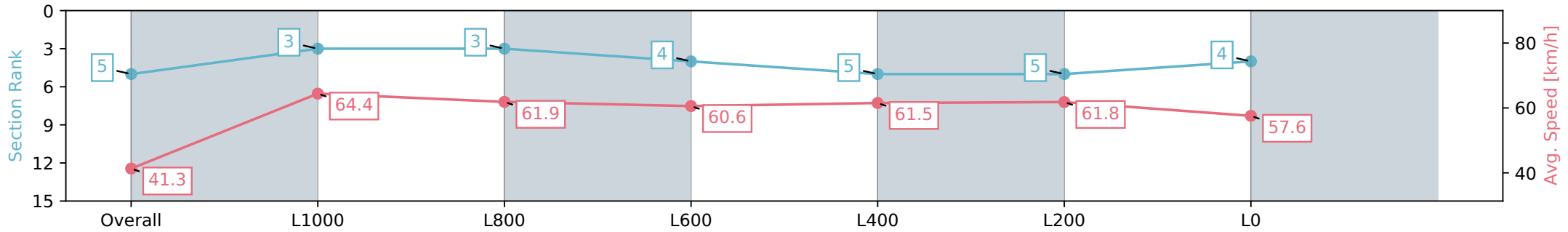
Race 9: Thomas Farms Handicap - 1300m

08 June 2024 - 4:23PM

Track Rating: Good 4, Weather: Overcast, Rail Position: +6m
1000m-W/Post, +3m Remainder Sectional 608m



Section	Overall	L1000	L800	L600	L400	L200	L0
Section Times	1:19.69 [5] (0:08.71)	1:10.98 [3] (0:11.19)	0:59.79 [3] (0:11.72)	0:48.07 [4] (0:11.94)	0:36.13 [5] (0:11.87)	0:24.26 [5] (0:11.73)	0:12.53 [4] (0:12.53)
Average Speed [km/h]	41.3	64.4	61.9	60.6	61.5	61.8	57.6
Top Speed [km/h]	60.9	65.7	63.5	62.0	62.4	62.6	61.3
Avg. Dist. to Rail [m]	6.4	2.2	1.5	1.8	2.5	4.6	5.7
Avg. Stride Freq. [Hz]	2.2	2.4	2.3	2.3	2.4	2.4	2.4
Avg. Stride Length [m]	5.1	7.5	7.3	7.2	7.2	7.1	6.8



- [] Ranking at each section and finish
- :-:- No data available at this section
- NA No data available

Horse/Jockey Name	VALENTINA CHARM/Ben Price
Finish Rank	6
Fastest Section Time (Section)	0:11.27 (L1200)
Top Speed [km/h] (Section)	65.0 (Overall)
Race State	Finished



Morphettville Parks SA - Professional

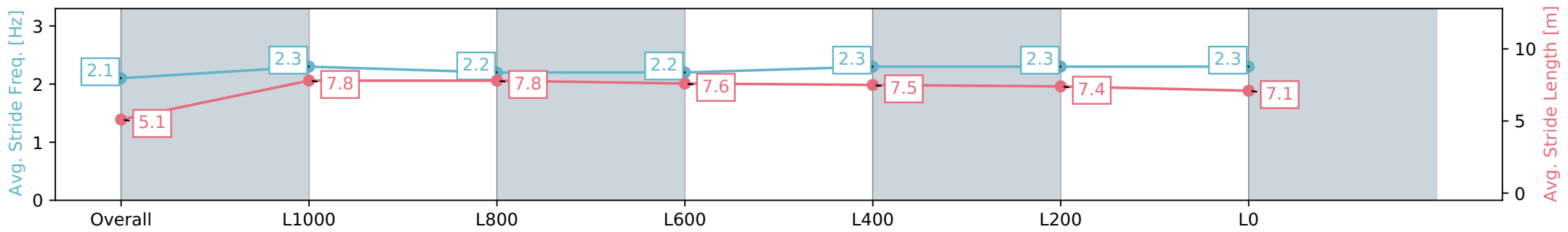
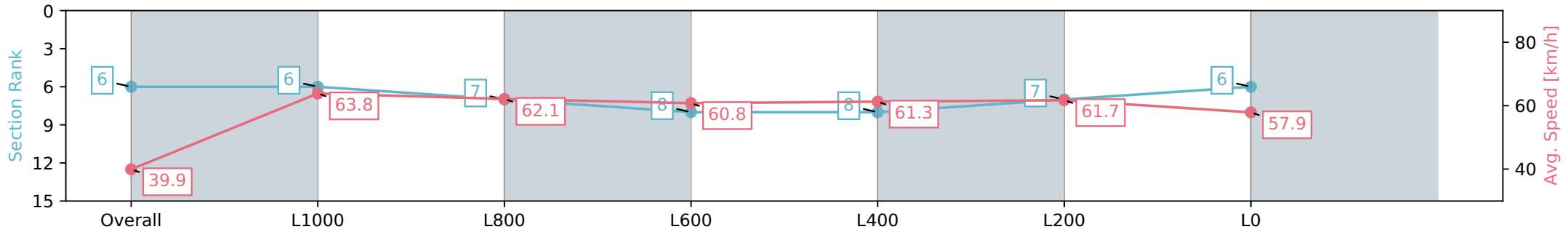
Race 9: Thomas Farms Handicap - 1300m

08 June 2024 - 4:23PM

Track Rating: Good 4, Weather: Overcast, Rail Position: +6m
1000m-W/Post, +3m Remainder Sectional 608m



Section	Overall	L1000	L800	L600	L400	L200	L0
Section Times	1:19.83 [6] (0:09.02)	1:10.81 [6] (0:11.27)	0:59.54 [7] (0:11.66)	0:47.88 [8] (0:11.88)	0:36.00 [8] (0:11.86)	0:24.14 [7] (0:11.70)	0:12.44 [6] (0:12.44)
Average Speed [km/h]	39.9	63.8	62.1	60.8	61.3	61.7	57.9
Top Speed [km/h]	59.7	65.0	64.1	61.6	61.9	63.0	61.0
Avg. Dist. to Rail [m]	4.6	1.6	1.2	1.6	1.5	3.3	3.5
Avg. Stride Freq. [Hz]	2.1	2.3	2.2	2.2	2.3	2.3	2.3
Avg. Stride Length [m]	5.1	7.8	7.8	7.6	7.5	7.4	7.1



- [] Ranking at each section and finish
- :-:- No data available at this section
- NA No data available

Horse/Jockey Name	MIDNIGHT RUSH/Justin Potter
Finish Rank	7
Fastest Section Time (Section)	0:11.42 (L1200)
Top Speed [km/h] (Section)	64.9 (Overall)
Race State	Finished



Morphettville Parks SA - Professional

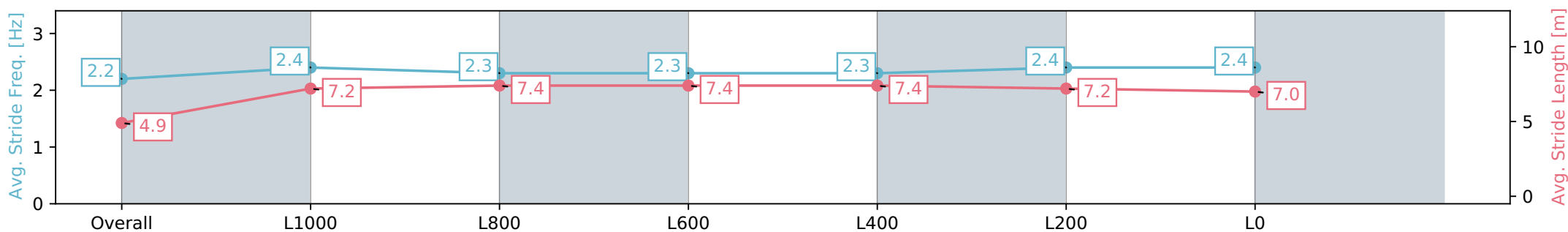
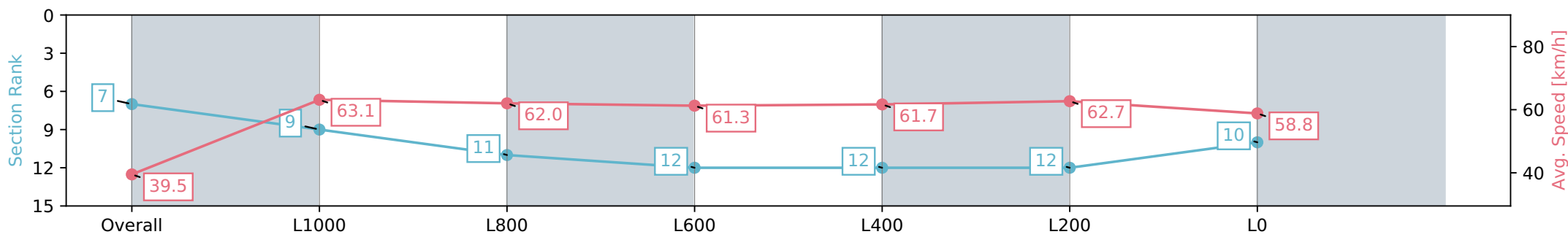
Race 9: Thomas Farms Handicap - 1300m

08 June 2024 - 4:23PM

Track Rating: Good 4, Weather: Overcast, Rail Position: +6m
1000m-W/Post, +3m Remainder Sectional 608m



Section	Overall	L1000	L800	L600	L400	L200	L0
Section Times	1:19.91 [7] (0:09.14)	1:10.77 [9] (0:11.42)	0:59.35 [11] (0:11.75)	0:47.60 [12] (0:11.83)	0:35.77 [12] (0:11.90)	0:23.87 [12] (0:11.63)	0:12.24 [10] (0:12.24)
Average Speed [km/h]	39.5	63.1	62.0	61.3	61.7	62.7	58.8
Top Speed [km/h]	58.6	64.9	64.3	62.1	62.8	63.9	62.6
Avg. Dist. to Rail [m]	9.2	3.0	2.5	2.6	3.4	7.3	8.3
Avg. Stride Freq. [Hz]	2.2	2.4	2.3	2.3	2.3	2.4	2.4
Avg. Stride Length [m]	4.9	7.2	7.4	7.4	7.4	7.2	7.0



- [] Ranking at each section and finish
- :-:- No data available at this section
- NA No data available

Horse/Jockey Name	TRANTORO/Alana Livesey
Finish Rank	8
Fastest Section Time (Section)	0:11.33 (L1200)
Top Speed [km/h] (Section)	64.4 (Overall)
Race State	Finished



Morphettville Parks SA - Professional

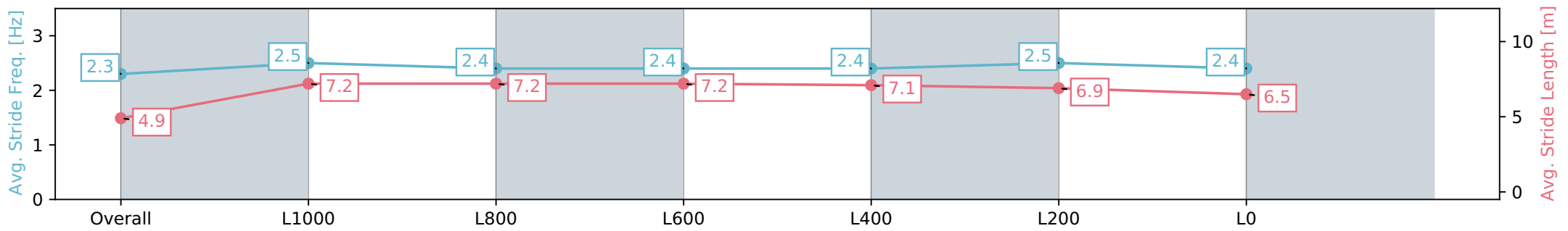
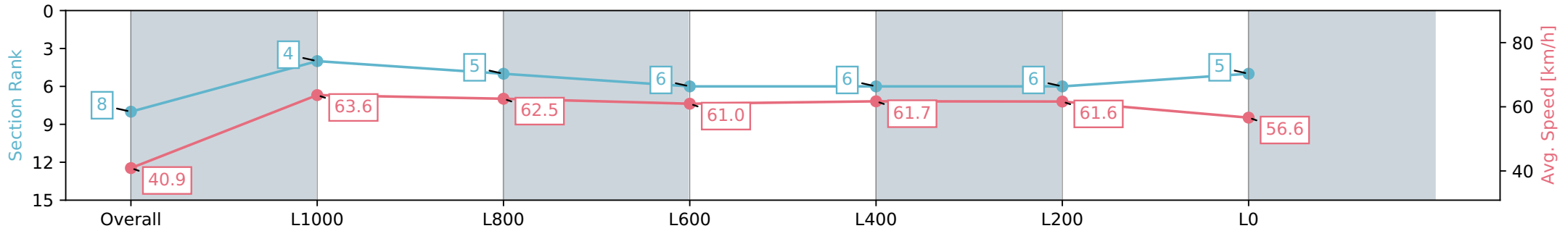
Race 9: Thomas Farms Handicap - 1300m

08 June 2024 - 4:23PM

Track Rating: Good 4, Weather: Overcast, Rail Position: +6m
1000m-W/Post, +3m Remainder Sectional 608m



Section	Overall	L1000	L800	L600	L400	L200	L0
Section Times	1:20.07 [8] (0:08.82)	1:11.25 [4] (0:11.33)	0:59.92 [5] (0:11.64)	0:48.28 [6] (0:11.89)	0:36.39 [6] (0:11.87)	0:24.52 [6] (0:11.79)	0:12.73 [5] (0:12.73)
Average Speed [km/h]	40.9	63.6	62.5	61.0	61.7	61.6	56.6
Top Speed [km/h]	61.9	64.4	63.7	62.0	62.7	63.0	60.3
Avg. Dist. to Rail [m]	12.0	3.8	2.2	2.5	3.2	5.0	6.2
Avg. Stride Freq. [Hz]	2.3	2.5	2.4	2.4	2.4	2.5	2.4
Avg. Stride Length [m]	4.9	7.2	7.2	7.2	7.1	6.9	6.5



[] Ranking at each section and finish
 -:-:- No data available at this section
 NA No data available

Horse/Jockey Name	EL CAPONY/Jacob Opperman
Finish Rank	9
Fastest Section Time (Section)	0:11.32 (L1200)
Top Speed [km/h] (Section)	65.3 (Overall)
Race State	Finished



Morphettville Parks SA - Professional

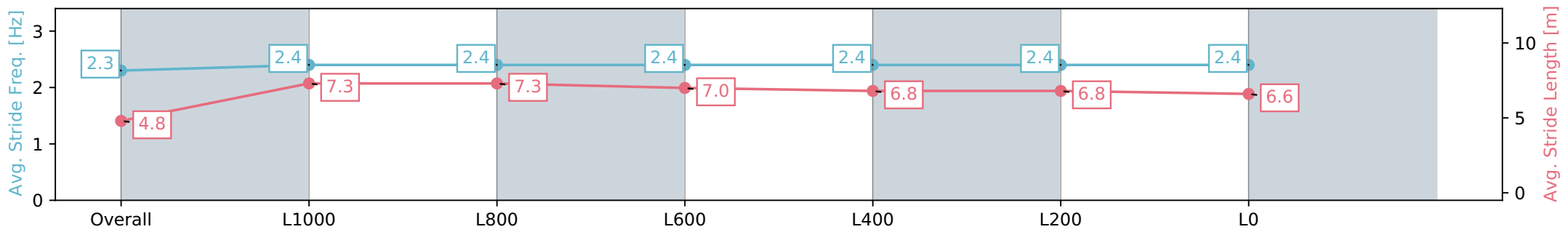
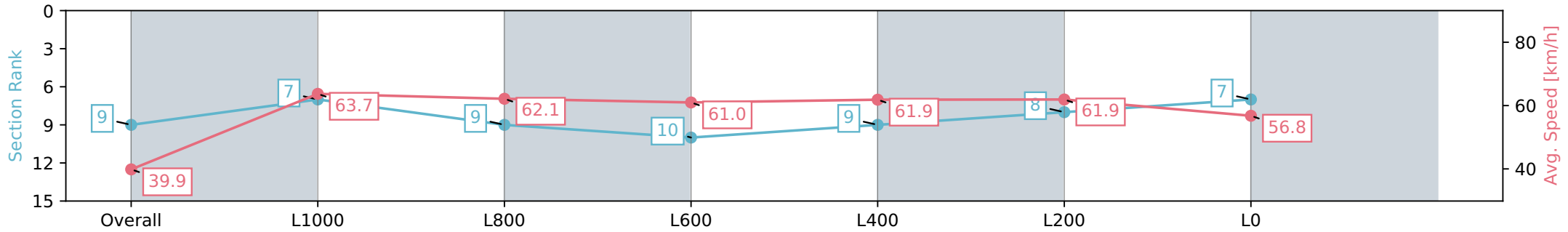
Race 9: Thomas Farms Handicap - 1300m

08 June 2024 - 4:23PM

Track Rating: Good 4, Weather: Overcast, Rail Position: +6m
1000m-W/Post, +3m Remainder Sectional 608m



Section	Overall	L1000	L800	L600	L400	L200	L0
Section Times	1:20.14 [9] (0:09.03)	1:11.11 [7] (0:11.32)	0:59.79 [9] (0:11.68)	0:48.11 [10] (0:11.89)	0:36.22 [9] (0:11.82)	0:24.40 [8] (0:11.72)	0:12.68 [7] (0:12.68)
Average Speed [km/h]	39.9	63.7	62.1	61.0	61.9	61.9	56.8
Top Speed [km/h]	60.4	65.3	64.7	61.9	63.1	63.1	60.7
Avg. Dist. to Rail [m]	7.1	1.9	1.9	2.5	2.9	4.4	5.5
Avg. Stride Freq. [Hz]	2.3	2.4	2.4	2.4	2.4	2.4	2.4
Avg. Stride Length [m]	4.8	7.3	7.3	7.0	6.8	6.8	6.6



- [] Ranking at each section and finish
- :-:- No data available at this section
- NA No data available

Horse/Jockey Name	CORK HARBOUR/Felicity Atkinson
Finish Rank	10
Fastest Section Time (Section)	0:11.06 (L1200)
Top Speed [km/h] (Section)	66.5 (Overall)
Race State	Finished



Morphettville Parks SA - Professional

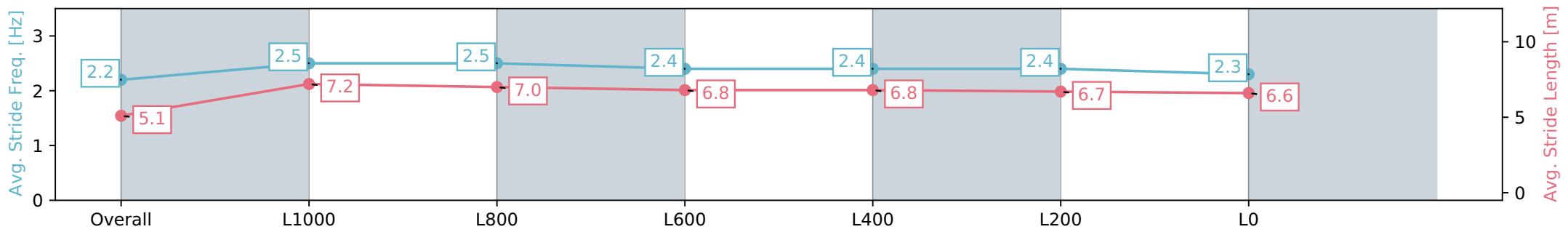
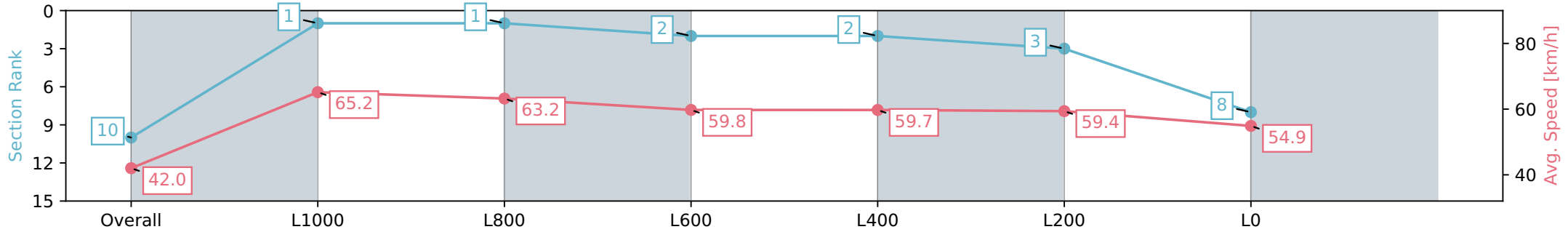
Race 9: Thomas Farms Handicap - 1300m

08 June 2024 - 4:23PM

Track Rating: Good 4, Weather: Overcast, Rail Position: +6m
1000m-W/Post, +3m Remainder Sectional 608m



Section	Overall	L1000	L800	L600	L400	L200	L0
Section Times	1:20.66 [10] (0:08.56)	1:12.09 [1] (0:11.06)	1:01.03 [1] (0:11.48)	0:49.55 [2] (0:12.10)	0:37.45 [2] (0:12.15)	0:25.30 [3] (0:12.18)	0:13.12 [8] (0:13.12)
Average Speed [km/h]	42.0	65.2	63.2	59.8	59.7	59.4	54.9
Top Speed [km/h]	61.0	66.5	65.7	61.7	60.4	60.2	58.2
Avg. Dist. to Rail [m]	4.7	2.2	1.8	1.8	1.8	2.4	3.3
Avg. Stride Freq. [Hz]	2.2	2.5	2.5	2.4	2.4	2.4	2.3
Avg. Stride Length [m]	5.1	7.2	7.0	6.8	6.8	6.7	6.6



- [] Ranking at each section and finish
- :-:- No data available at this section
- NA No data available

Horse/Jockey Name	CHAMBERS BAY/Kayla Crowther
Finish Rank	11
Fastest Section Time (Section)	0:11.17 (L1200)
Top Speed [km/h] (Section)	66.0 (Overall)
Race State	Finished



Morphettville Parks SA - Professional

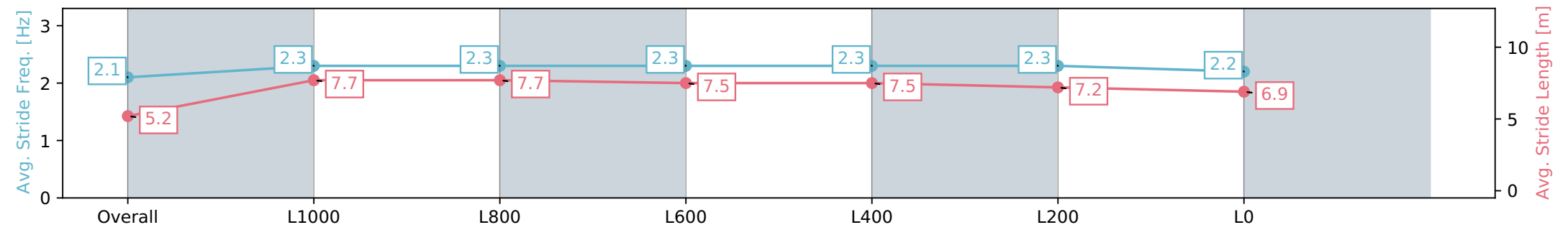
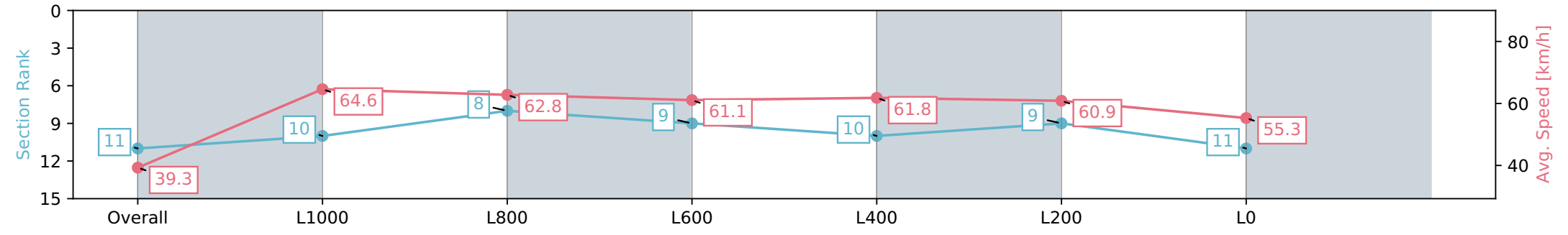
Race 9: Thomas Farms Handicap - 1300m

08 June 2024 - 4:23PM

Track Rating: Good 4, Weather: Overcast, Rail Position: +6m
1000m-W/Post, +3m Remainder Sectional 608m



Section	Overall	L1000	L800	L600	L400	L200	L0
Section Times	1:20.84 [11] (0:09.17)	1:11.67 [10] (0:11.17)	1:00.50 [8] (0:11.68)	0:48.82 [9] (0:11.91)	0:36.91 [10] (0:11.90)	0:25.01 [9] (0:11.98)	0:13.03 [11] (0:13.03)
Average Speed [km/h]	39.3	64.6	62.8	61.1	61.8	60.9	55.3
Top Speed [km/h]	59.6	66.0	64.8	61.7	62.8	62.5	59.2
Avg. Dist. to Rail [m]	10.8	4.5	3.7	3.6	4.1	6.2	5.6
Avg. Stride Freq. [Hz]	2.1	2.3	2.3	2.3	2.3	2.3	2.2
Avg. Stride Length [m]	5.2	7.7	7.7	7.5	7.5	7.2	6.9



Report Created: Sat 08 June 2024 17:11:41 GMT+10 (Note: Timing is based on positional data)

- [] Ranking at each section and finish
- :-:- No data available at this section
- NA No data available



Horse/Jockey Name	COME AGAIN/Dylan Caboche
Finish Rank	12
Fastest Section Time (Section)	0:11.23 (L1200)
Top Speed [km/h] (Section)	65.3 (Overall)
Race State	Finished



Morphettville Parks SA - Professional

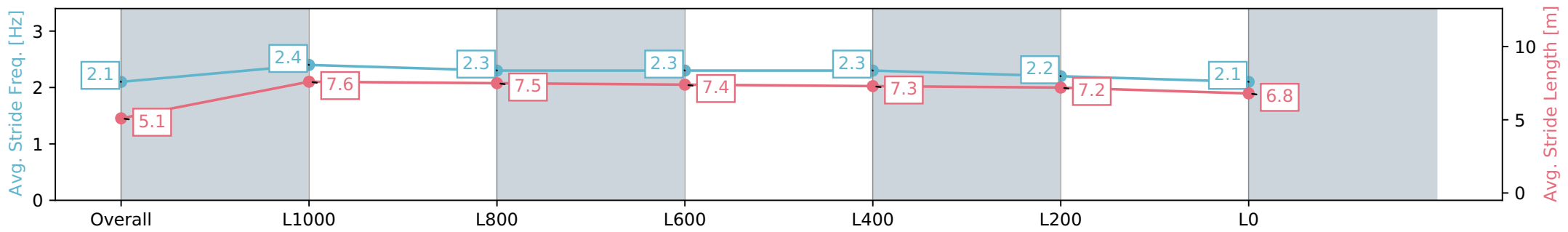
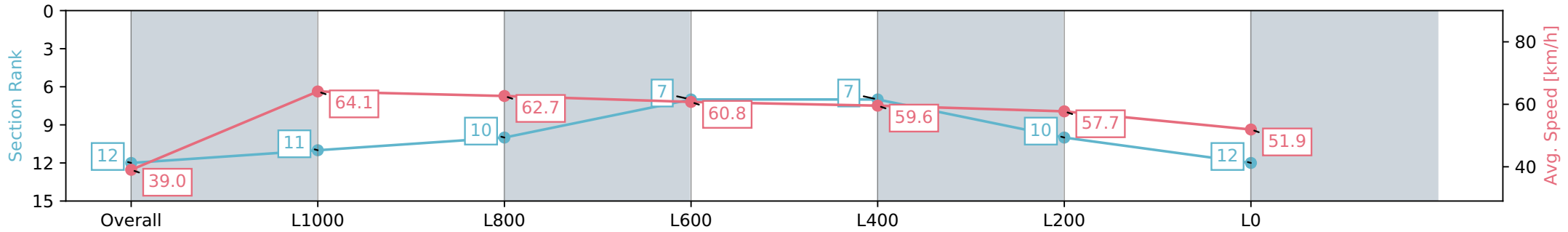
Race 9: Thomas Farms Handicap - 1300m

08 June 2024 - 4:23PM

Track Rating: Good 4, Weather: Overcast, Rail Position: +6m
1000m-W/Post, +3m Remainder Sectional 608m



Section	Overall	L1000	L800	L600	L400	L200	L0
Section Times	1:22.24 [12] (0:09.22)	1:13.02 [11] (0:11.23)	1:01.79 [10] (0:11.50)	0:50.29 [7] (0:11.86)	0:38.43 [7] (0:12.11)	0:26.32 [10] (0:12.45)	0:13.87 [12] (0:13.87)
Average Speed [km/h]	39.0	64.1	62.7	60.8	59.6	57.7	51.9
Top Speed [km/h]	60.8	65.3	64.7	61.3	60.2	59.4	55.8
Avg. Dist. to Rail [m]	5.9	1.3	0.4	0.6	0.4	0.8	1.7
Avg. Stride Freq. [Hz]	2.1	2.4	2.3	2.3	2.3	2.2	2.1
Avg. Stride Length [m]	5.1	7.6	7.5	7.4	7.3	7.2	6.8



- [] Ranking at each section and finish
- :-:- No data available at this section
- NA No data available