



RACINGSA

Morphettville Parks SA
Race 2: Sportsbet Handicap - 2250m
08 June 2024 - 12:07PM



Morphettville

Track Rating: Good 4, Weather: Overcast, Rail Position: +6m 1000m-W/Post, +3m
Remainder Sectional 608m

Table with columns: Section, Field Times, Position, #, Horse/Jockey, Barrier, Top Speed [km/h], Fastest Section, First 400m, Overall, L2000, L1800, L1600, L1400, L1200, Distance Travelled From Winner [m]. Rows include horses like LAKE'S FOLLY, DIXIE WHISTLER, THE CUNNING FOX, MONTEPULCIANO, SANTELMO FUEGO, FIZIQUE, WOLF PRINCE, SESAR, FIANO NOW, and SHADOW HAWK.

- [] Position in running at each section and finish
Saddle cloth number
-:-:- No data available at this section
DNF Did not finish
NA No data available
DNT Did not track
■ Background shading for fastest section



Morphettville Parks SA

Race 2: Sportsbet Handicap - 2250m

08 June 2024 - 12:07PM



Track Rating: Good 4, Weather: Overcast, Rail Position: +6m 1000m-W/Post, +3m
Remainder Sectional 608m

Section	L1000	L800	L600	L400	L200
Field Times	1:00.01 (0:12.55)	0:47.46 (0:11.88)	0:35.57 (0:11.93)	0:23.66 (0:11.88)	0:11.78 (0:11.78)

Position	#	Horse/Jockey	Barrier	Top Speed [km/h]	Fastest Section	First 400m	L1000	L800	L600	L400	L200	Margin	Distance Travelled From Winner [m]
1	2	LAKE'S FOLLY Rochelle Milnes	6	64.3 600-400	0:11.46 200-0	0:29.44	0:59.27 [6] (0:12.47)	0:46.80 [6] (0:11.77)	0:35.03 [6] (0:11.87)	0:23.16 [6] (0:11.70)	0:11.46 [3] (0:11.46)	2:25.98	
2	4	DIXIE WHISTLER Alana Livesey	7	62.6 800-600	0:11.85 800-600	0:28.84	1:00.28 [1] (0:12.64)	0:47.64 [2] (0:11.85)	0:35.79 [2] (0:11.87)	0:23.92 [1] (0:11.88)	0:12.04 [1] (0:12.04)	1.7L	-1
3	3	THE CUNNING FOX Todd Pannell	2	63.4 1000-800	0:11.67 800-600	0:29.28	0:59.79 [4] (0:12.54)	0:47.25 [4] (0:11.67)	0:35.58 [3] (0:11.82)	0:23.76 [3] (0:11.85)	0:11.91 [2] (0:11.91)	1.9L	+3
4	1	MONTEPULCIANO Felicity Atkinson	5	62.1 1000-800	0:11.83 800-600	0:29.02	1:00.68 [3] (0:12.64)	0:48.04 [3] (0:11.83)	0:36.21 [4] (0:11.87)	0:24.34 [4] (0:12.01)	0:12.33 [4] (0:12.33)	6.4L	+0
5	6	SANTELMO FUEGO Ben Price	3	65.6 800-600	0:11.66 800-600	0:29.59	0:59.93 [8] (0:12.33)	0:47.60 [8] (0:11.66)	0:35.94 [8] (0:11.82)	0:24.12 [7] (0:11.93)	0:12.19 [7] (0:12.19)	7.3L	-1
6	8	FIZIQUE Sophie Logan	1	62.3 1000-800	0:11.71 800-600	0:29.32	1:00.75 [5] (0:12.51)	0:48.24 [5] (0:11.71)	0:36.53 [5] (0:11.82)	0:24.71 [5] (0:12.04)	0:12.67 [5] (0:12.67)	9.1L	-6
7	5	WOLF PRINCE Jason Holder	8	62.3 1200-1000	0:11.78 800-600	0:29.77	1:00.46 [7] (0:12.32)	0:48.14 [7] (0:11.78)	0:36.36 [7] (0:12.06)	0:24.30 [8] (0:12.12)	0:12.18 [8] (0:12.18)	9.6L	-3
8	10	SE SAR Margaret Collett	10	62.3 1200-1000	0:11.69 800-600	0:30.24	0:59.78 [10] (0:12.38)	0:47.40 [10] (0:11.69)	0:35.71 [10] (0:11.81)	0:23.90 [10] (0:11.89)	0:12.01 [10] (0:12.01)	9.6L	-4
9	7	FIANO NOW Kayla Crowther	9	62.4 1200-1000	0:11.74 800-600	0:29.95	1:00.10 [9] (0:12.30)	0:47.80 [9] (0:11.74)	0:36.06 [9] (0:11.91)	0:24.15 [9] (0:11.98)	0:12.17 [9] (0:12.17)	9.6L	+3
10	9	SHADOW HAWK Dom Tourneur	4	61.4 1200-1000	0:11.89 800-600	0:29.07	1:01.79 [2] (0:12.39)	0:49.40 [1] (0:11.89)	0:37.51 [1] (0:12.06)	0:25.45 [2] (0:12.37)	0:13.08 [6] (0:13.08)	12.5L	-5

- [] Position in running at each section and finish
- # Saddle cloth number
- :-:- No data available at this section
- DNF Did not finish
- NA No data available
- DNT Did not track
- █ Background shading for fastest section

Horse/Jockey Name	LAKE'S FOLLY/Rochelle Milnes
Finish Rank	1
Fastest Section Time (Section)	0:11.46 (L0)
Top Speed [km/h] (Section)	64.3 (L400)
Race State	Finished



Morphettville Parks SA - Professional

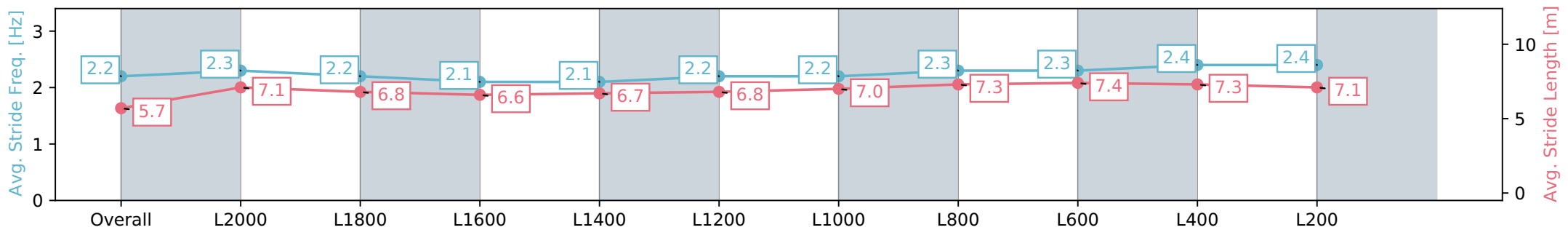
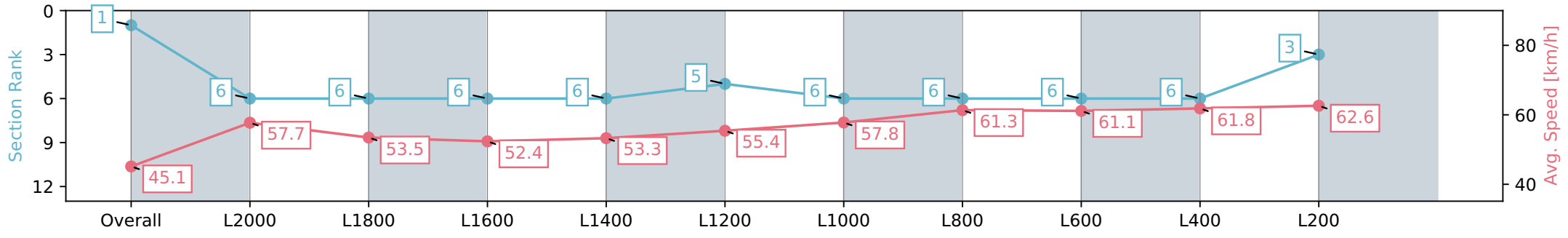
Race 2: Sportsbet Handicap - 2250m

08 June 2024 - 12:07PM

Track Rating: Good 4, Weather: Overcast, Rail Position: +6m
1000m-W/Post, +3m Remainder Sectional 608m



Section	Overall	L2000	L1800	L1600	L1400	L1200	L1000	L800	L600	L400	L200
Section Times	2:25.98 [1] (0:20.06)	2:05.92 [6] (0:12.55)	1:53.37 [6] (0:13.68)	1:39.69 [6] (0:13.79)	1:25.90 [6] (0:13.55)	1:12.35 [5] (0:13.08)	0:59.27 [6] (0:12.47)	0:46.80 [6] (0:11.77)	0:35.03 [6] (0:11.87)	0:23.16 [6] (0:11.70)	0:11.46 [3] (0:11.46)
Average Speed [km/h]	45.1	57.7	53.5	52.4	53.3	55.4	57.8	61.3	61.1	61.8	62.6
Top Speed [km/h]	59.6	59.6	56.1	53.9	53.9	56.8	60.0	61.8	62.3	63.4	64.3
Avg. Dist. to Rail [m]	6.5	2.6	2.8	1.7	1.5	1.5	2.0	1.4	1.3	4.3	8.2
Avg. Stride Freq. [Hz]	2.2	2.3	2.2	2.1	2.1	2.2	2.2	2.3	2.3	2.4	2.4
Avg. Stride Length [m]	5.7	7.1	6.8	6.6	6.7	6.8	7.0	7.3	7.4	7.3	7.1



- [] Ranking at each section and finish
- :-:- No data available at this section
- NA No data available

Horse/Jockey Name	DIXIE WHISTLER/Alana Livesey
Finish Rank	2
Fastest Section Time (Section)	0:11.85 (L600)
Top Speed [km/h] (Section)	62.6 (L600)
Race State	Finished



Morphettville Parks SA - Professional

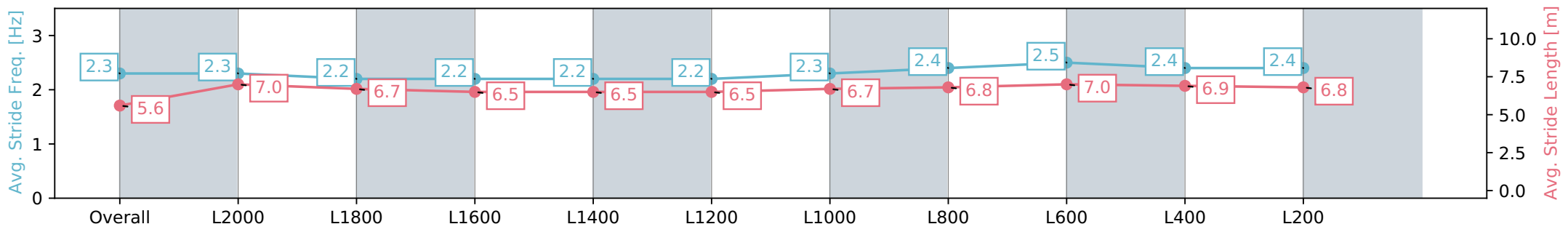
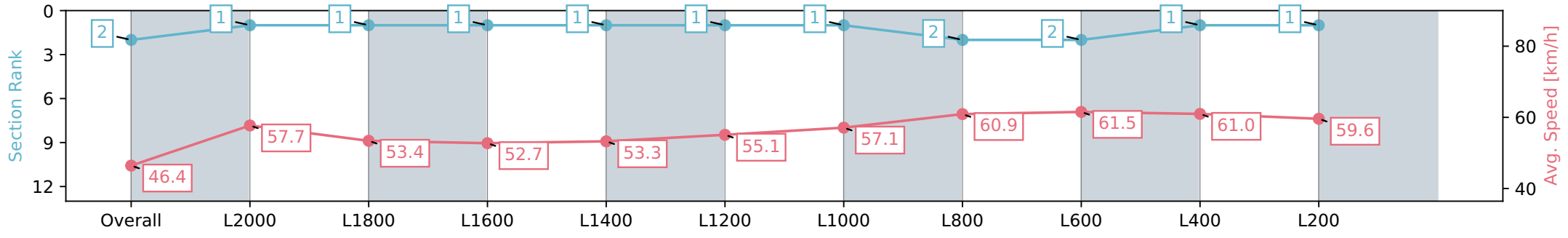
Race 2: Sportsbet Handicap - 2250m

08 June 2024 - 12:07PM

Track Rating: Good 4, Weather: Overcast, Rail Position: +6m
1000m-W/Post, +3m Remainder Sectional 608m



Section	Overall	L2000	L1800	L1600	L1400	L1200	L1000	L800	L600	L400	L200
Section Times	2:26.24 [2] (0:19.49)	2:06.75 [1] (0:12.56)	1:54.18 [1] (0:13.56)	1:40.61 [1] (0:13.66)	1:26.95 [1] (0:13.54)	1:13.41 [1] (0:13.13)	1:00.28 [1] (0:12.64)	0:47.64 [2] (0:11.85)	0:35.79 [2] (0:11.87)	0:23.92 [1] (0:11.88)	0:12.04 [1] (0:12.04)
Average Speed [km/h]	46.4	57.7	53.4	52.7	53.3	55.1	57.1	60.9	61.5	61.0	59.6
Top Speed [km/h]	60.0	58.9	55.5	53.7	54.0	55.7	59.4	61.5	62.1	62.6	60.4
Avg. Dist. to Rail [m]	7.2	2.0	1.3	0.8	0.9	1.0	1.7	1.8	2.4	3.6	5.7
Avg. Stride Freq. [Hz]	2.3	2.3	2.2	2.2	2.2	2.2	2.3	2.4	2.5	2.4	2.4
Avg. Stride Length [m]	5.6	7.0	6.7	6.5	6.5	6.5	6.7	6.8	7.0	6.9	6.8



Report Created: Sat 08 June 2024 12:55:41 GMT+10 (Note: Timing is based on positional data)

- [] Ranking at each section and finish
- :-:- No data available at this section
- NA No data available

Horse/Jockey Name	THE CUNNING FOX/Todd Pannell
Finish Rank	3
Fastest Section Time (Section)	0:11.67 (L600)
Top Speed [km/h] (Section)	63.4 (L800)
Race State	Finished



Morphettville Parks SA - Professional

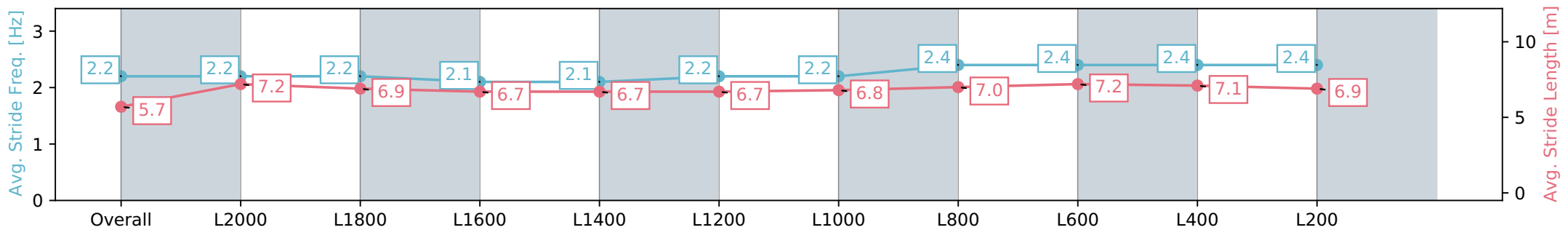
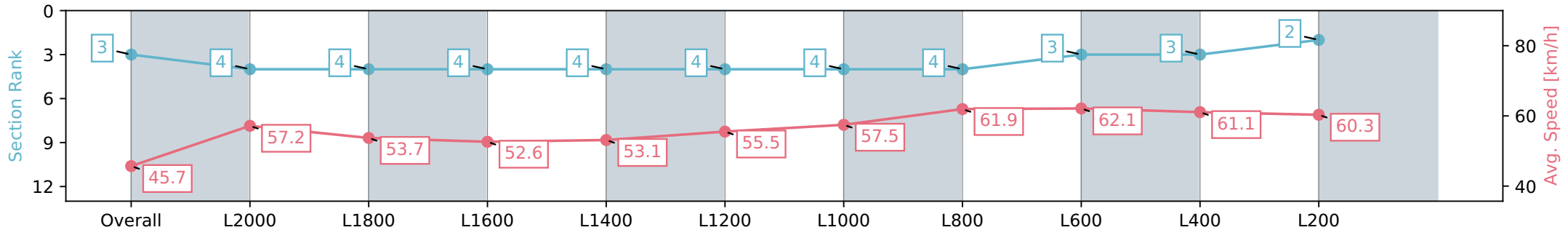
Race 2: Sportsbet Handicap - 2250m

08 June 2024 - 12:07PM

Track Rating: Good 4, Weather: Overcast, Rail Position: +6m
1000m-W/Post, +3m Remainder Sectional 608m



Section	Overall	L2000	L1800	L1600	L1400	L1200	L1000	L800	L600	L400	L200
Section Times	2:26.27 [3] (0:19.82)	2:06.45 [4] (0:12.68)	1:53.77 [4] (0:13.59)	1:40.18 [4] (0:13.71)	1:26.47 [4] (0:13.59)	1:12.88 [4] (0:13.09)	0:59.79 [4] (0:12.54)	0:47.25 [4] (0:11.67)	0:35.58 [3] (0:11.82)	0:23.76 [3] (0:11.85)	0:11.91 [2] (0:11.91)
Average Speed [km/h]	45.7	57.2	53.7	52.6	53.1	55.5	57.5	61.9	62.1	61.1	60.3
Top Speed [km/h]	58.5	58.5	55.6	54.0	54.1	56.8	60.1	63.0	63.4	61.9	62.0
Avg. Dist. to Rail [m]	5.2	2.4	2.7	1.6	1.6	1.7	2.5	2.4	2.9	4.3	6.9
Avg. Stride Freq. [Hz]	2.2	2.2	2.2	2.1	2.1	2.2	2.2	2.4	2.4	2.4	2.4
Avg. Stride Length [m]	5.7	7.2	6.9	6.7	6.7	6.7	6.8	7.0	7.2	7.1	6.9



- [] Ranking at each section and finish
- :-:- No data available at this section
- NA No data available

Horse/Jockey Name	MONTEPULCIANO/Felicity Atkinson
Finish Rank	4
Fastest Section Time (Section)	0:11.83 (L600)
Top Speed [km/h] (Section)	62.1 (L800)
Race State	Finished



Morphettville Parks SA - Professional

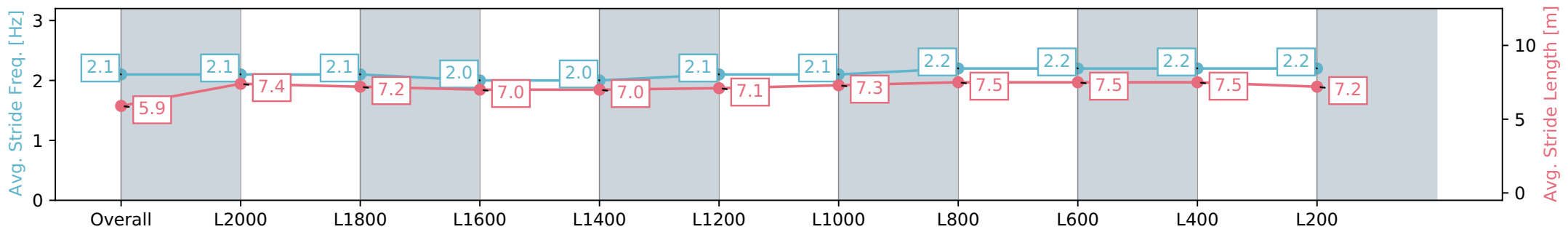
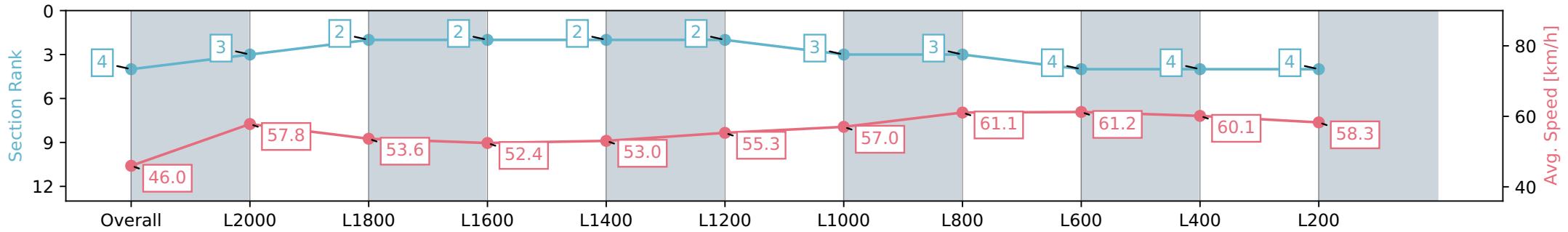
Race 2: Sportsbet Handicap - 2250m

08 June 2024 - 12:07PM

Track Rating: Good 4, Weather: Overcast, Rail Position: +6m
1000m-W/Post, +3m Remainder Sectional 608m



Section	Overall	L2000	L1800	L1600	L1400	L1200	L1000	L800	L600	L400	L200
Section Times	2:26.97 [4] (0:19.68)	2:07.29 [3] (0:12.54)	1:54.75 [2] (0:13.57)	1:41.17 [2] (0:13.76)	1:27.41 [2] (0:13.56)	1:13.84 [2] (0:13.16)	1:00.68 [3] (0:12.64)	0:48.04 [3] (0:11.83)	0:36.21 [4] (0:11.87)	0:24.34 [4] (0:12.01)	0:12.33 [4] (0:12.33)
Average Speed [km/h]	46.0	57.8	53.6	52.4	53.0	55.3	57.0	61.1	61.2	60.1	58.3
Top Speed [km/h]	60.0	59.5	55.6	53.6	54.1	56.2	59.6	62.0	62.1	60.8	59.6
Avg. Dist. to Rail [m]	6.0	2.1	2.1	1.7	1.7	1.6	2.0	1.7	1.7	2.7	4.9
Avg. Stride Freq. [Hz]	2.1	2.1	2.1	2.0	2.0	2.1	2.1	2.2	2.2	2.2	2.2
Avg. Stride Length [m]	5.9	7.4	7.2	7.0	7.0	7.1	7.3	7.5	7.5	7.5	7.2



- [] Ranking at each section and finish
- :-:- No data available at this section
- NA No data available

Horse/Jockey Name	SANTELMO FUEGO/Ben Price
Finish Rank	5
Fastest Section Time (Section)	0:11.66 (L600)
Top Speed [km/h] (Section)	65.6 (L600)
Race State	Finished



Morphettville Parks SA - Professional

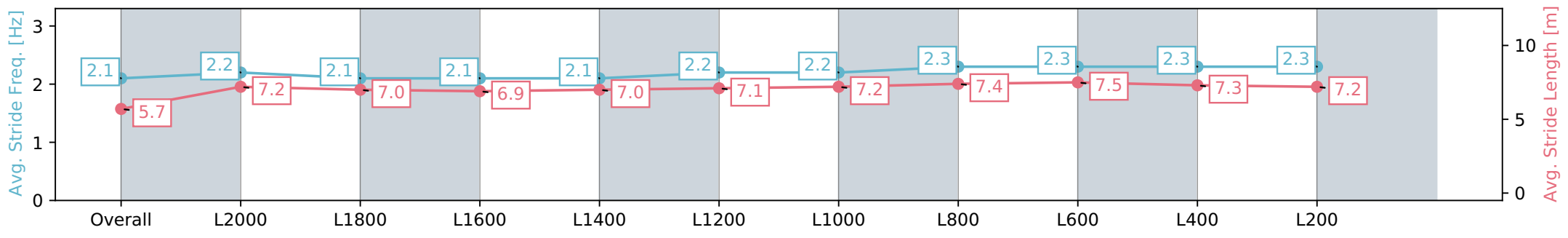
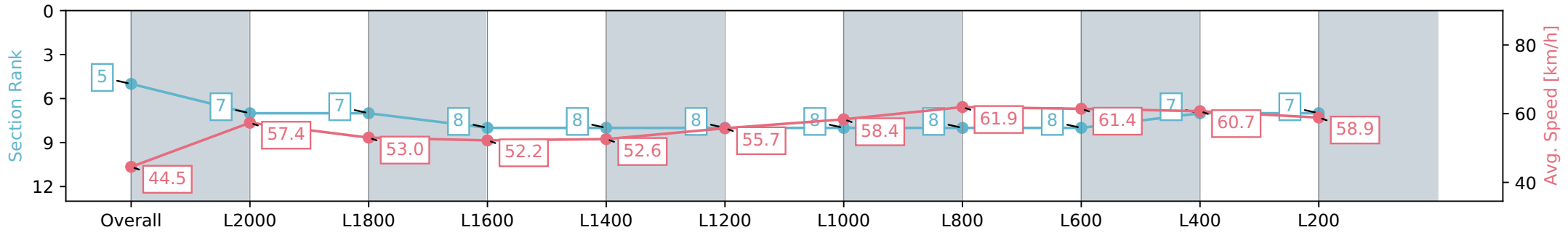
Race 2: Sportsbet Handicap - 2250m

08 June 2024 - 12:07PM

Track Rating: Good 4, Weather: Overcast, Rail Position: +6m
1000m-W/Post, +3m Remainder Sectional 608m



Section	Overall	L2000	L1800	L1600	L1400	L1200	L1000	L800	L600	L400	L200
Section Times	2:27.12 [5] (0:20.24)	2:06.88 [7] (0:12.61)	1:54.27 [7] (0:13.78)	1:40.49 [8] (0:13.83)	1:26.66 [8] (0:13.72)	1:12.94 [8] (0:13.01)	0:59.93 [8] (0:12.33)	0:47.60 [8] (0:11.66)	0:35.94 [8] (0:11.82)	0:24.12 [7] (0:11.93)	0:12.19 [7] (0:12.19)
Average Speed [km/h]	44.5	57.4	53.0	52.2	52.6	55.7	58.4	61.9	61.4	60.7	58.9
Top Speed [km/h]	58.5	59.5	54.8	54.1	53.3	57.9	60.3	62.7	62.7	65.6	60.9
Avg. Dist. to Rail [m]	4.9	1.7	2.7	2.5	2.0	1.2	1.2	0.8	1.8	3.1	7.4
Avg. Stride Freq. [Hz]	2.1	2.2	2.1	2.1	2.1	2.2	2.2	2.2	2.3	2.3	2.3
Avg. Stride Length [m]	5.7	7.2	7.0	6.9	7.0	7.1	7.2	7.4	7.5	7.3	7.2



- [] Ranking at each section and finish
- :-:- No data available at this section
- NA No data available

Horse/Jockey Name	FIZIQUE/Sophie Logan
Finish Rank	6
Fastest Section Time (Section)	0:11.71 (L600)
Top Speed [km/h] (Section)	62.3 (L800)
Race State	Finished



Morphettville Parks SA - Professional

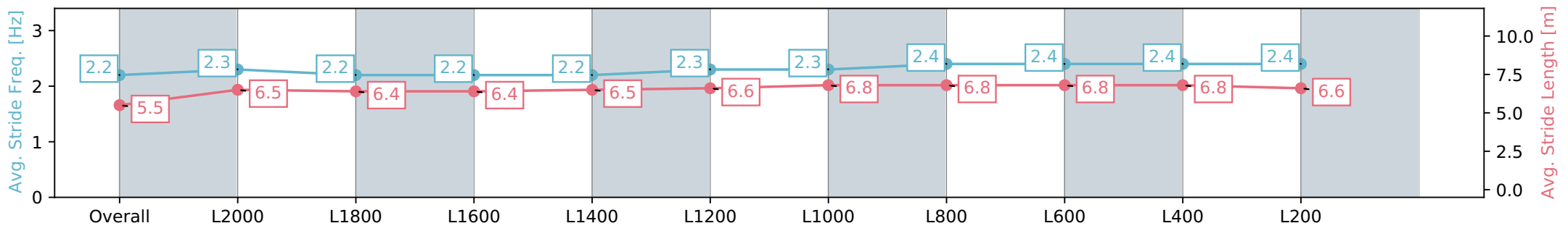
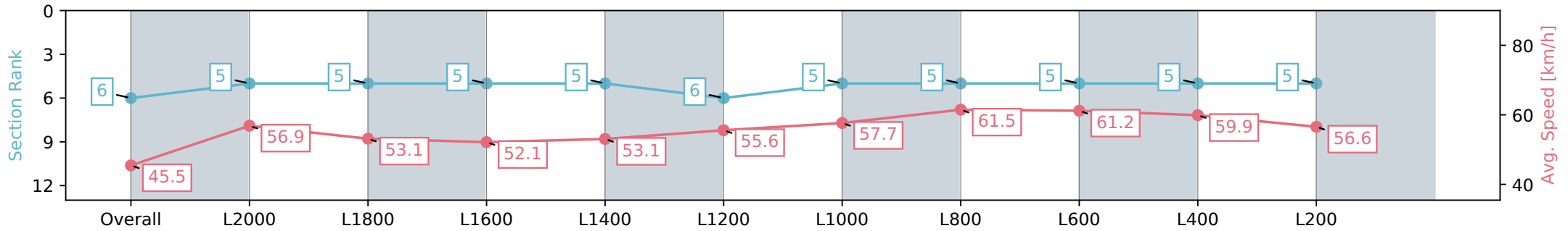
Race 2: Sportsbet Handicap - 2250m

08 June 2024 - 12:07PM

Track Rating: Good 4, Weather: Overcast, Rail Position: +6m
1000m-W/Post, +3m Remainder Sectional 608m



Section	Overall	L2000	L1800	L1600	L1400	L1200	L1000	L800	L600	L400	L200
Section Times	2:27.39 [6] (0:19.84)	2:07.55 [5] (0:12.72)	1:54.83 [5] (0:13.66)	1:41.17 [5] (0:13.82)	1:27.35 [5] (0:13.59)	1:13.76 [6] (0:13.01)	1:00.75 [5] (0:12.51)	0:48.24 [5] (0:11.71)	0:36.53 [5] (0:11.82)	0:24.71 [5] (0:12.04)	0:12.67 [5] (0:12.67)
Average Speed [km/h]	45.5	56.9	53.1	52.1	53.1	55.6	57.7	61.5	61.2	59.9	56.6
Top Speed [km/h]	58.7	57.4	55.1	53.8	53.7	57.0	60.2	62.2	62.3	60.6	59.1
Avg. Dist. to Rail [m]	4.1	1.3	1.7	0.9	0.7	0.8	1.0	0.6	0.8	1.6	3.3
Avg. Stride Freq. [Hz]	2.2	2.3	2.2	2.2	2.2	2.3	2.3	2.4	2.4	2.4	2.4
Avg. Stride Length [m]	5.5	6.5	6.4	6.4	6.5	6.6	6.8	6.8	6.8	6.8	6.6



[] Ranking at each section and finish
 -:-:- No data available at this section
 NA No data available



Horse/Jockey Name	WOLF PRINCE/Jason Holder
Finish Rank	7
Fastest Section Time (Section)	0:11.78 (L600)
Top Speed [km/h] (Section)	62.3 (L1000)
Race State	Finished



Morphettville Parks SA - Professional

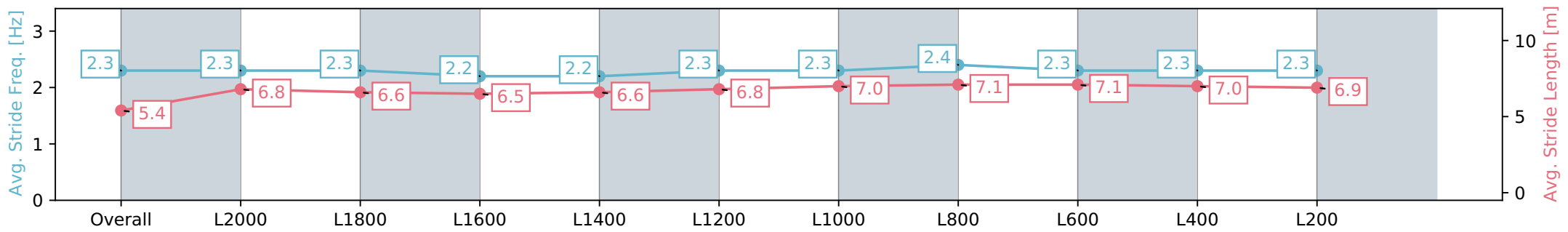
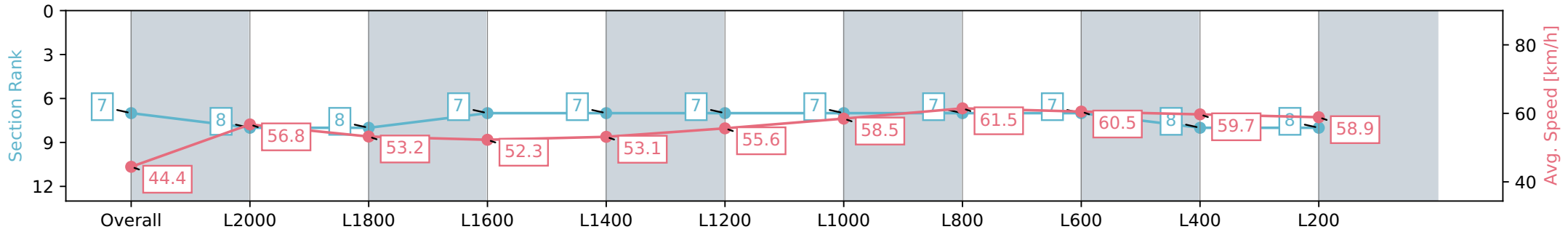
Race 2: Sportsbet Handicap - 2250m

08 June 2024 - 12:07PM

Track Rating: Good 4, Weather: Overcast, Rail Position: +6m
1000m-W/Post, +3m Remainder Sectional 608m



Section	Overall	L2000	L1800	L1600	L1400	L1200	L1000	L800	L600	L400	L200
Section Times	2:27.46 [7] (0:20.33)	2:07.13 [8] (0:12.69)	1:54.44 [8] (0:13.57)	1:40.86 [7] (0:13.76)	1:27.10 [7] (0:13.57)	1:13.52 [7] (0:13.06)	1:00.46 [7] (0:12.32)	0:48.14 [7] (0:11.78)	0:36.36 [7] (0:12.06)	0:24.30 [8] (0:12.12)	0:12.18 [8] (0:12.18)
Average Speed [km/h]	44.4	56.8	53.2	52.3	53.1	55.6	58.5	61.5	60.5	59.7	58.9
Top Speed [km/h]	59.4	58.1	55.0	54.6	53.8	57.6	60.5	62.3	61.4	60.1	60.1
Avg. Dist. to Rail [m]	6.1	0.3	0.8	0.4	1.3	1.6	2.7	2.6	2.2	3.3	4.8
Avg. Stride Freq. [Hz]	2.3	2.3	2.3	2.2	2.2	2.3	2.3	2.4	2.3	2.3	2.3
Avg. Stride Length [m]	5.4	6.8	6.6	6.5	6.6	6.8	7.0	7.1	7.1	7.0	6.9



- [] Ranking at each section and finish
- :-:- No data available at this section
- NA No data available

Horse/Jockey Name	SESAR/Margaret Collett
Finish Rank	8
Fastest Section Time (Section)	0:11.69 (L600)
Top Speed [km/h] (Section)	62.3 (L1000)
Race State	Finished



Morphettville Parks SA - Professional

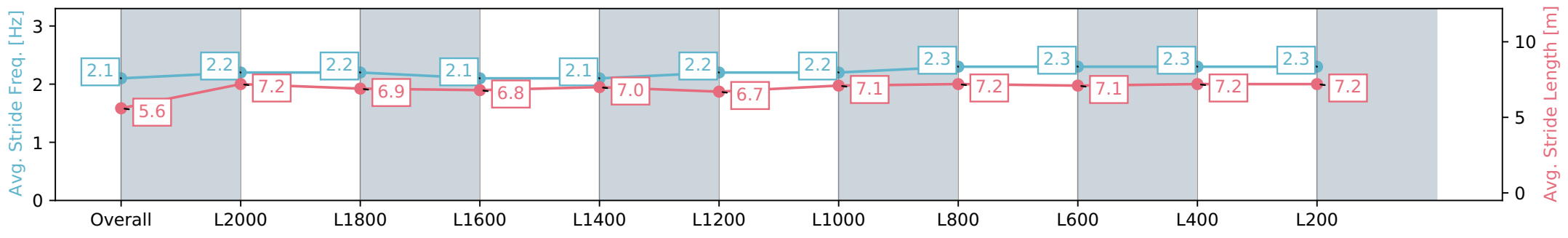
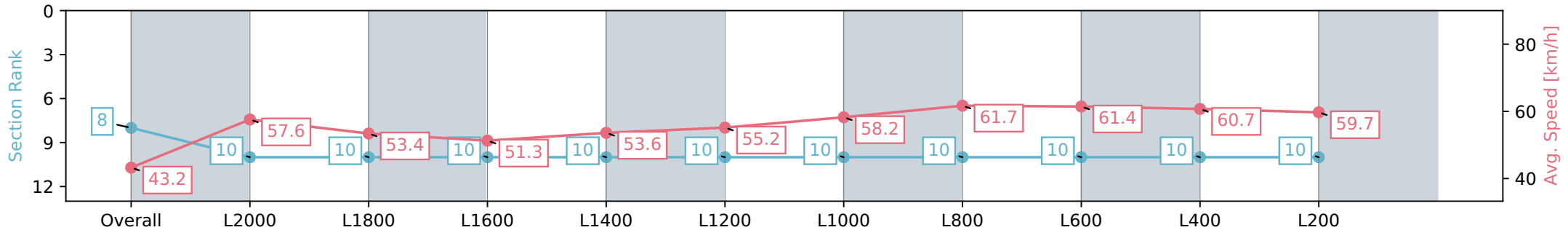
Race 2: Sportsbet Handicap - 2250m

08 June 2024 - 12:07PM

Track Rating: Good 4, Weather: Overcast, Rail Position: +6m
1000m-W/Post, +3m Remainder Sectional 608m



Section	Overall	L2000	L1800	L1600	L1400	L1200	L1000	L800	L600	L400	L200
Section Times	2:27.47 [8] (0:20.88)	2:06.59 [10] (0:12.56)	1:54.02 [10] (0:13.60)	1:40.42 [10] (0:14.07)	1:26.35 [10] (0:13.47)	1:12.88 [10] (0:13.10)	0:59.78 [10] (0:12.38)	0:47.40 [10] (0:11.69)	0:35.71 [10] (0:11.81)	0:23.90 [10] (0:11.89)	0:12.01 [10] (0:12.01)
Average Speed [km/h]	43.2	57.6	53.4	51.3	53.6	55.2	58.2	61.7	61.4	60.7	59.7
Top Speed [km/h]	58.4	58.6	55.9	54.7	54.9	57.6	60.9	62.3	62.0	61.1	60.6
Avg. Dist. to Rail [m]	7.8	1.2	1.8	1.3	1.2	1.0	1.4	1.3	1.1	1.3	2.7
Avg. Stride Freq. [Hz]	2.1	2.2	2.2	2.1	2.1	2.2	2.2	2.3	2.3	2.3	2.3
Avg. Stride Length [m]	5.6	7.2	6.9	6.8	7.0	6.7	7.1	7.2	7.1	7.2	7.2



[] Ranking at each section and finish
 -:-:- No data available at this section
 NA No data available

Horse/Jockey Name	FIANO NOW/Kayla Crowther
Finish Rank	9
Fastest Section Time (Section)	0:11.74 (L600)
Top Speed [km/h] (Section)	62.4 (L1000)
Race State	Finished



Morphettville Parks SA - Professional

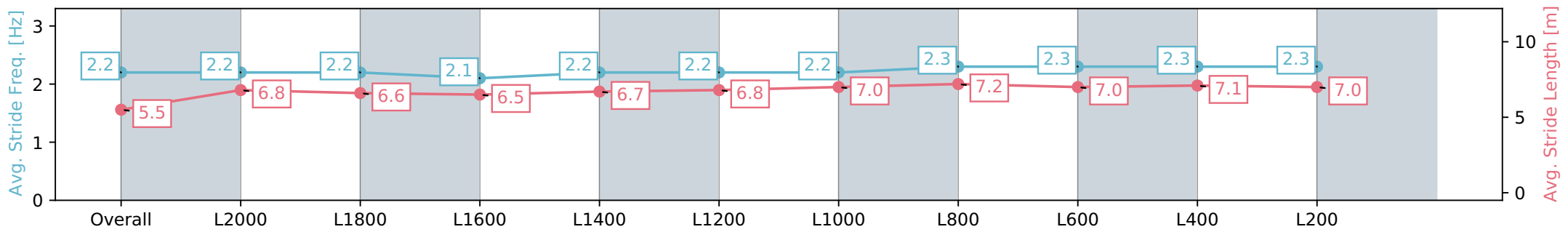
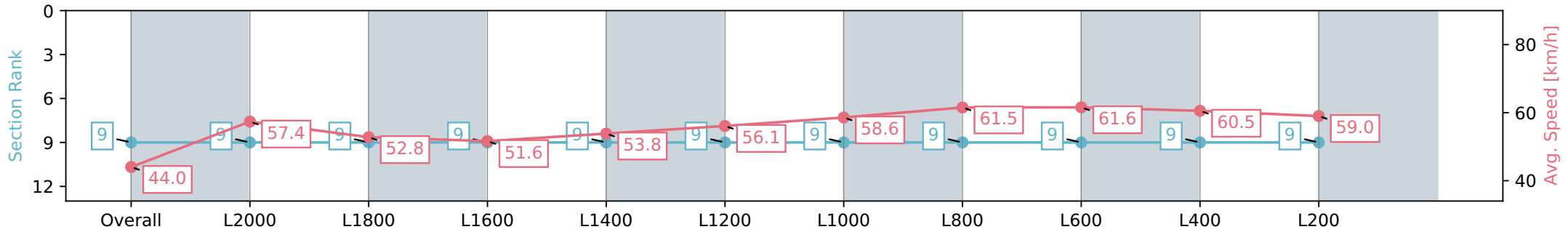
Race 2: Sportsbet Handicap - 2250m

08 June 2024 - 12:07PM

Track Rating: Good 4, Weather: Overcast, Rail Position: +6m
1000m-W/Post, +3m Remainder Sectional 608m



Section	Overall	L2000	L1800	L1600	L1400	L1200	L1000	L800	L600	L400	L200
Section Times	2:27.48 [9] (0:20.56)	2:06.92 [9] (0:12.63)	1:54.29 [9] (0:13.83)	1:40.46 [9] (0:13.99)	1:26.47 [9] (0:13.37)	1:13.10 [9] (0:13.00)	1:00.10 [9] (0:12.30)	0:47.80 [9] (0:11.74)	0:36.06 [9] (0:11.91)	0:24.15 [9] (0:11.98)	0:12.17 [9] (0:12.17)
Average Speed [km/h]	44.0	57.4	52.8	51.6	53.8	56.1	58.6	61.5	61.6	60.5	59.0
Top Speed [km/h]	59.5	58.3	55.3	55.2	55.2	57.9	60.2	62.4	62.3	60.8	60.1
Avg. Dist. to Rail [m]	7.0	2.2	2.5	2.1	2.1	1.8	2.7	2.4	2.9	4.5	6.5
Avg. Stride Freq. [Hz]	2.2	2.2	2.2	2.1	2.2	2.2	2.2	2.3	2.3	2.3	2.3
Avg. Stride Length [m]	5.5	6.8	6.6	6.5	6.7	6.8	7.0	7.2	7.0	7.1	7.0



[] Ranking at each section and finish
 -:-:- No data available at this section
 NA No data available

Horse/Jockey Name	SHADOW HAWK/Dom Tourneur
Finish Rank	10
Fastest Section Time (Section)	0:11.89 (L600)
Top Speed [km/h] (Section)	61.4 (L1000)
Race State	Finished



Morphettville Parks SA - Professional

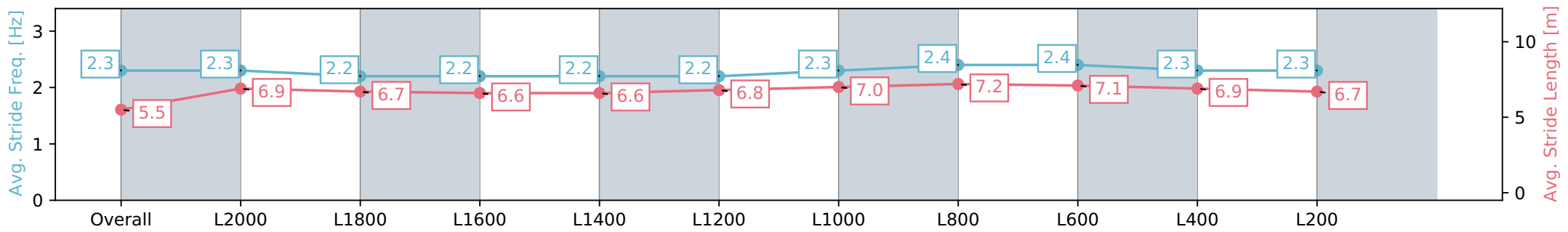
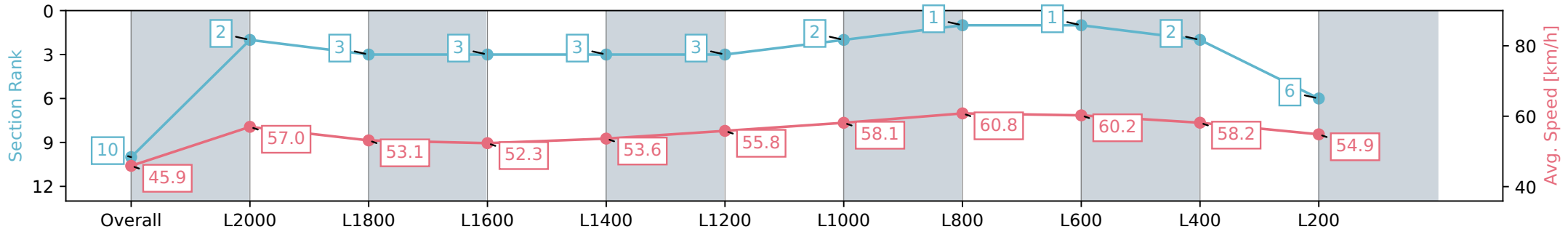
Race 2: Sportsbet Handicap - 2250m

08 June 2024 - 12:07PM

Track Rating: Good 4, Weather: Overcast, Rail Position: +6m
1000m-W/Post, +3m Remainder Sectional 608m



Section	Overall	L2000	L1800	L1600	L1400	L1200	L1000	L800	L600	L400	L200
Section Times	2:27.91 [10] (0:19.63)	2:08.28 [2] (0:12.67)	1:55.61 [3] (0:13.67)	1:41.94 [3] (0:13.77)	1:28.17 [3] (0:13.44)	1:14.73 [3] (0:12.94)	1:01.79 [2] (0:12.39)	0:49.40 [1] (0:11.89)	0:37.51 [1] (0:12.06)	0:25.45 [2] (0:12.37)	0:13.08 [6] (0:13.08)
Average Speed [km/h]	45.9	57.0	53.1	52.3	53.6	55.8	58.1	60.8	60.2	58.2	54.9
Top Speed [km/h]	58.6	58.1	54.4	53.7	55.5	56.7	60.9	61.4	61.3	59.7	57.0
Avg. Dist. to Rail [m]	5.0	0.9	1.7	0.5	0.7	0.8	1.1	1.1	1.6	0.2	1.5
Avg. Stride Freq. [Hz]	2.3	2.3	2.2	2.2	2.2	2.2	2.3	2.4	2.4	2.3	2.3
Avg. Stride Length [m]	5.5	6.9	6.7	6.6	6.6	6.8	7.0	7.2	7.1	6.9	6.7



[] Ranking at each section and finish
 -:-:- No data available at this section
 NA No data available