



RACINGSA

Morphettville Parks SA

Race 8: Thomas Farms Handicap - 1300m

18 May 2024 - 3:55PM



Morphettville

Track Rating: Good 4, Weather: Fine, Rail Position: +3m 1000m -W/P, True Remainder

Section Field Times							Overall	L1200	L1000	L800	L600	L400		
							1:18.08 (0:08.76)	1:09.32 (0:11.07)	0:58.25 (0:11.36)	0:46.89 (0:11.39)	0:35.50 (0:11.38)	0:24.12 (0:11.61)		
Position	#	Horse/Jockey	Barrier	Top Speed [km/h]	Fastest Section	First 400m							Distance Travelled From Winner [m]	
1	8	HOT OFF Margaret Collett	11	66.1 1400-1200	0:11.05 1200-1000	0:25.46	1:18.08 (0:08.78)	1:09.30 [2] (0:11.05)	0:58.25 [1] (0:11.36)	0:46.89 [1] (0:11.39)	0:35.50 [1] (0:11.37)	0:24.13 [1] (0:11.61)		
2	4	CHAMBERS BAY Kayla Crowther	1	65.2 1400-1200	0:11.24 1200-1000	0:25.93	1:18.25 (0:09.03)	1:09.22 [7] (0:11.24)	0:57.98 [6] (0:11.40)	0:46.58 [6] (0:11.77)	0:34.81 [6] (0:11.52)	0:23.29 [7] (0:11.41)	+3	
3	3	MERCHANT BOSS Rochelle Milnes	3	65.7 1400-1200	0:11.19 1200-1000	0:25.60	1:18.30 (0:08.79)	1:09.51 [3] (0:11.19)	0:58.32 [2] (0:11.39)	0:46.93 [2] (0:11.56)	0:35.37 [2] (0:11.62)	0:23.75 [2] (0:11.41)	+3	
4	13	FAVOURITE CHILD Ben Price	15	66.0 1400-1200	0:11.14 1200-1000	0:25.89	1:18.79 (0:08.99)	1:09.80 [6] (0:11.14)	0:58.66 [4] (0:11.54)	0:47.12 [5] (0:11.54)	0:35.58 [4] (0:11.43)	0:24.15 [3] (0:11.67)	+8	
5	9	VOLTAGE POINT Teagan Voorham	10	65.2 800-600	0:11.30 1200-1000	0:26.30	1:19.08 (0:09.11)	1:09.97 [8] (0:11.30)	0:58.67 [9] (0:11.80)	0:46.87 [13] (0:11.64)	0:35.23 [13] (0:11.42)	0:23.81 [11] (0:11.56)	+10	
6	12	SUPER ALANA Justin Potter	6	65.6 1400-1200	0:11.20 1200-1000	0:26.09	1:19.11 (0:09.22)	1:09.89 [12] (0:11.20)	0:58.69 [10] (0:11.43)	0:47.26 [7] (0:11.60)	0:35.66 [7] (0:11.63)	0:24.03 [8] (0:11.41)	+5	
7	2	LASTAR Felicity Atkinson	2	65.1 1400-1200	0:11.28 1200-1000	0:25.65	1:19.20 (0:08.76)	1:10.44 [1] (0:11.28)	0:59.16 [3] (0:11.42)	0:47.74 [3] (0:11.67)	0:36.07 [3] (0:11.53)	0:24.54 [4] (0:11.76)	+1	
8	10	STRANGELESS Jessica Eaton	8	64.8 1400-1200	0:11.36 1200-1000	0:26.07	1:19.20 (0:08.92)	1:10.28 [4] (0:11.36)	0:58.92 [7] (0:11.61)	0:47.31 [8] (0:11.57)	0:35.73 [8] (0:11.47)	0:24.26 [6] (0:11.56)	+8	
9	5	MY MALOO Jake Toeroek	4	65.5 1400-1200	0:11.22 1200-1000	0:25.90	1:19.30 (0:08.97)	1:10.33 [5] (0:11.22)	0:59.11 [5] (0:11.44)	0:47.67 [4] (0:11.60)	0:36.07 [5] (0:11.55)	0:24.52 [5] (0:11.82)	+4	
10	14	LUNASHA Jacob Opperman	5	64.8 800-600	0:11.36 1200-1000	0:26.27	1:19.37 (0:09.16)	1:10.21 [10] (0:11.36)	0:58.85 [11] (0:11.64)	0:47.21 [12] (0:11.62)	0:35.59 [12] (0:11.46)	0:24.13 [10] (0:11.65)	+8	

Scratched: Trantoro (#15), Set On You (#16)

Report Created: Sat 18 May 2024 16:45:35 GMT+10 (Note: Timing is based on positional data)

- [] Position in running at each section and finish
- # Saddle cloth number
- :-:- No data available at this section
- DNF Did not finish
- NA No data available
- DNT Did not track
- █ Background shading for fastest section



Morphettville Parks SA

Race 8: Thomas Farms Handicap - 1300m

18 May 2024 - 3:55PM



Track Rating: Good 4, Weather: Fine, Rail Position: +3m 1000m -W/P, True Remainder

Section Field Times		Overall	L1200	L1000	L800	L600	L400							
		1:18.08 (0:08.76)	1:09.32 (0:11.07)	0:58.25 (0:11.36)	0:46.89 (0:11.39)	0:35.50 (0:11.38)	0:24.12 (0:11.61)							
Position	#	Horse/Jockey	Barrier	Top Speed [km/h]	Fastest Section	First 400m								Distance Travelled From Winner [m]
11	1	CLASSY BANNER	9	65.7	0:11.16	0:26.21	1:19.69	1:10.29 [14]	0:59.13 [13]	0:47.56 [11]	0:35.95 [11]	0:24.45 [9]		+4
		Alana Livesey		1400-1200	1200-1000		(0:09.40)	(0:11.16)	(0:11.56)	(0:11.61)	(0:11.50)	(0:11.82)		
12	6	SAN LUCIDO	7	65.4	0:11.24	0:26.28	1:19.77	1:10.48 [13]	0:59.24 [12]	0:47.52 [14]	0:35.85 [14]	0:24.20 [14]		+9
		Jason Holder		1400-1200	1200-1000		(0:09.28)	(0:11.24)	(0:11.72)	(0:11.67)	(0:11.65)	(0:11.75)		
13	11	PRINCE REICHWEITE	13	66.0	0:11.22	0:26.04	1:19.87	1:10.72 [9]	0:59.50 [8]	0:47.97 [9]	0:36.28 [9]	0:24.56 [13]		+12
		Caitlin Jones		1200-1000	1200-1000		(0:09.15)	(0:11.22)	(0:11.53)	(0:11.69)	(0:11.72)	(0:11.77)		
14	7	HE'S ABEL	16	64.8	0:11.40	0:26.37	1:20.20	1:10.98 [11]	0:59.49 [14]	0:48.09 [10]	0:36.59 [10]	0:24.90 [12]		+1
		Callan Murray		1400-1200	1000-800		(0:09.22)	(0:11.49)	(0:11.40)	(0:11.50)	(0:11.69)	(0:12.02)		

Scratched: Trantoro (#15), Set On You (#16)

- [] Position in running at each section and finish # Saddle cloth number
- :-:- No data available at this section DNF Did not finish
- NA No data available DNT Did not track
- █ Background shading for fastest section



RACINGSA

Morphettville Parks SA
Race 8: Thomas Farms Handicap - 1300m
18 May 2024 - 3:55PM



Morphettville

Track Rating: Good 4, Weather: Fine, Rail Position: +3m 1000m -W/P, True Remainder

Section

Field Times

L200

0:12.51

(0:12.51)

Table with columns: Position, #, Horse/Jockey, Barrier, Top Speed [km/h], Fastest Section, First 400m, Margin, Distance Travelled From Winner [m]. Rows include horses like HOT OFF, CHAMBERS BAY, MERCHANT BOSS, FAVOURITE CHILD, VOLTAGE POINT, SUPER ALANA, LASTAR, STRANGELESS, MY MALOO, and LUNASHA.

Scratched: Trantoro (#15), Set On You (#16)

- [] Position in running at each section and finish
Saddle cloth number
-:-:- No data available at this section
DNF Did not finish
NA No data available
DNT Did not track
Background shading for fastest section



Morphettville Parks SA
Race 8: Thomas Farms Handicap - 1300m
 18 May 2024 - 3:55PM



Track Rating: Good 4, Weather: Fine, Rail Position: +3m 1000m -W/P, True Remainder

Section
Field Times

L200
0:12.51
(0:12.51)

Position	#	Horse/Jockey	Barrier	Top Speed [km/h]	Fastest Section	First 400m	Margin							Distance Travelled From Winner [m]
11	1	CLASSY BANNER Alana Livesey	9	65.7 1400-1200	0:11.16 1200-1000	0:26.21	0:12.63 [11] (0:12.63)	10.1L						+4
12	6	SAN LUCIDO Jason Holder	7	65.4 1400-1200	0:11.24 1200-1000	0:26.28	0:12.45 [13] (0:12.45)	10.5L						+9
13	11	PRINCE REICHWEITE Caitlin Jones	13	66.0 1200-1000	0:11.22 1200-1000	0:26.04	0:12.79 [12] (0:12.79)	11.1L						+12
14	7	HE'S ABEL Callan Murray	16	64.8 1400-1200	0:11.40 1000-800	0:26.37	0:12.88 [13] (0:12.88)	13.2L						+1

Scratched: Trantoro (#15), Set On You (#16)

- [] Position in running at each section and finish # Saddle cloth number
- :--:-- No data available at this section DNF Did not finish
- NA No data available DNT Did not track
- Background shading for fastest section

Horse/Jockey Name	HOT OFF/Margaret Collett
Finish Rank	1
Fastest Section Time (Section)	0:11.05 (L1200)
Top Speed [km/h] (Section)	66.1 (Overall)
Race State	Finished



Morphettville Parks SA - Professional

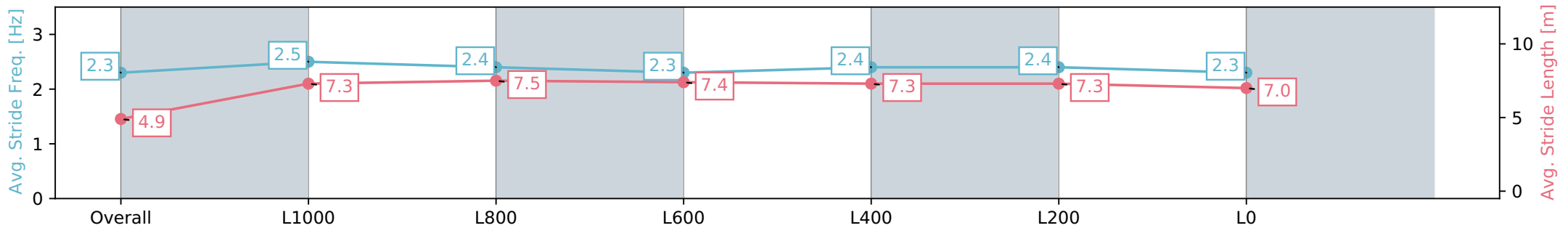
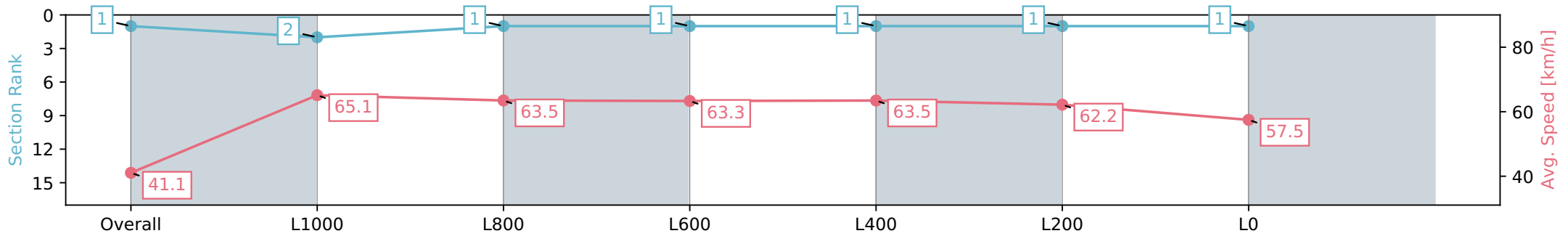
Race 8: Thomas Farms Handicap - 1300m

18 May 2024 - 3:55PM

Track Rating: Good 4, Weather: Fine, Rail Position: +3m 1000m -W/
P, True Remainder



Section	Overall	L1000	L800	L600	L400	L200	L0
Section Times	1:18.08 [1] (0:08.78)	1:09.30 [2] (0:11.05)	0:58.25 [1] (0:11.36)	0:46.89 [1] (0:11.39)	0:35.50 [1] (0:11.37)	0:24.13 [1] (0:11.61)	0:12.52 [1] (0:12.52)
Average Speed [km/h]	41.1	65.1	63.5	63.3	63.5	62.2	57.5
Top Speed [km/h]	62.0	66.1	64.6	64.2	64.1	63.4	61.0
Avg. Dist. to Rail [m]	10.6	2.7	0.5	0.8	0.8	1.1	2.0
Avg. Stride Freq. [Hz]	2.3	2.5	2.4	2.3	2.4	2.4	2.3
Avg. Stride Length [m]	4.9	7.3	7.5	7.4	7.3	7.3	7.0



Report Created: Sat 18 May 2024 16:45:38 GMT+10 (Note: Timing is based on positional data)

- [] Ranking at each section and finish
- :-:- No data available at this section
- NA No data available

Horse/Jockey Name	CHAMBERS BAY/Kayla Crowther
Finish Rank	2
Fastest Section Time (Section)	0:11.24 (L1200)
Top Speed [km/h] (Section)	65.2 (Overall)
Race State	Finished



Morphettville Parks SA - Professional

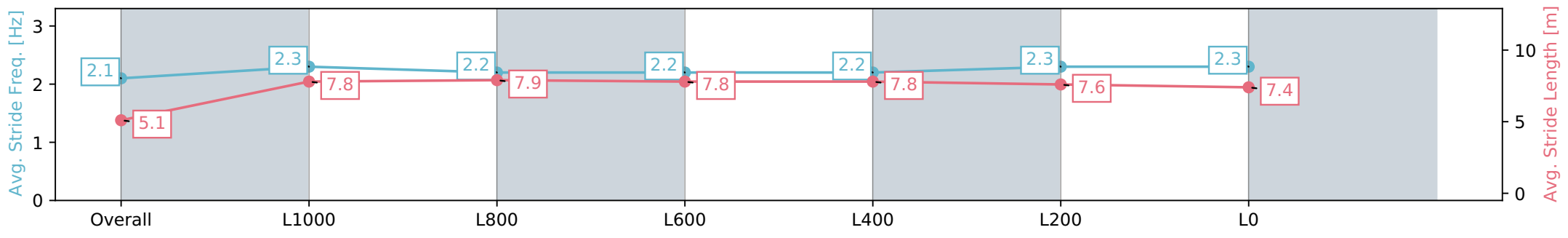
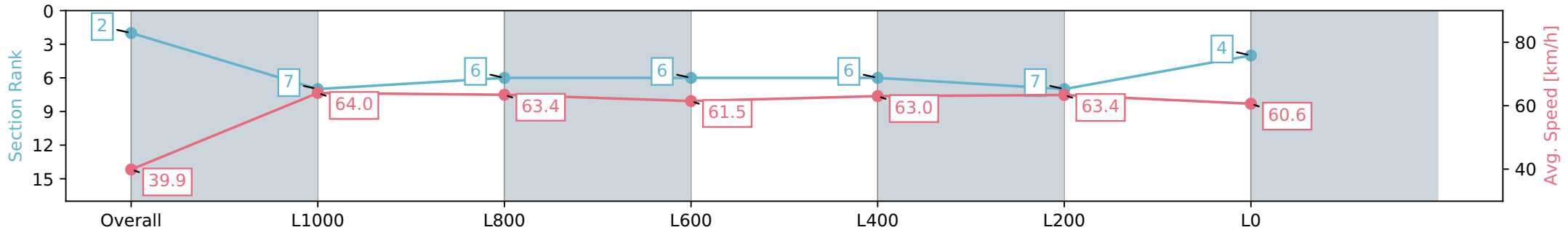
Race 8: Thomas Farms Handicap - 1300m

18 May 2024 - 3:55PM

Track Rating: Good 4, Weather: Fine, Rail Position: +3m 1000m -W/P, True Remainder



Section	Overall	L1000	L800	L600	L400	L200	L0
Section Times	1:18.25 [2] (0:09.03)	1:09.22 [7] (0:11.24)	0:57.98 [6] (0:11.40)	0:46.58 [6] (0:11.77)	0:34.81 [6] (0:11.52)	0:23.29 [7] (0:11.41)	0:11.88 [4] (0:11.88)
Average Speed [km/h]	39.9	64.0	63.4	61.5	63.0	63.4	60.6
Top Speed [km/h]	59.1	65.2	65.1	62.0	63.8	64.1	63.5
Avg. Dist. to Rail [m]	1.4	0.7	1.4	1.9	1.7	2.3	4.2
Avg. Stride Freq. [Hz]	2.1	2.3	2.2	2.2	2.2	2.3	2.3
Avg. Stride Length [m]	5.1	7.8	7.9	7.8	7.8	7.6	7.4



- [] Ranking at each section and finish
- :-:- No data available at this section
- NA No data available

Horse/Jockey Name	MERCHANT BOSS/Rochelle Milnes
Finish Rank	3
Fastest Section Time (Section)	0:11.19 (L1200)
Top Speed [km/h] (Section)	65.7 (Overall)
Race State	Finished



Morphettville Parks SA - Professional

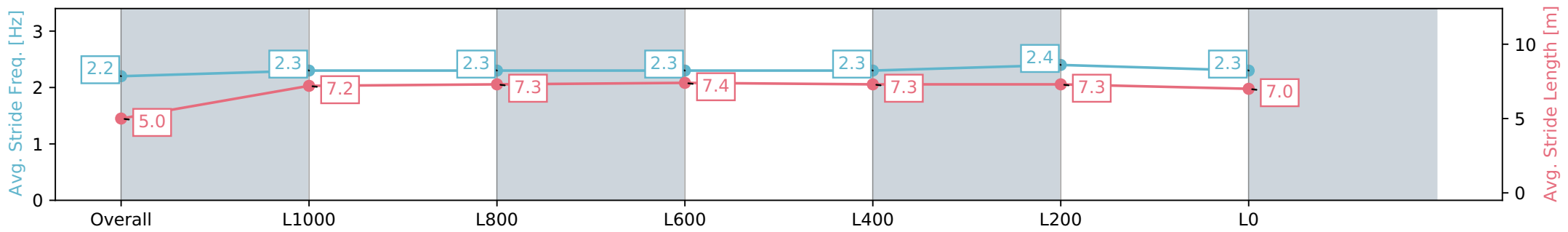
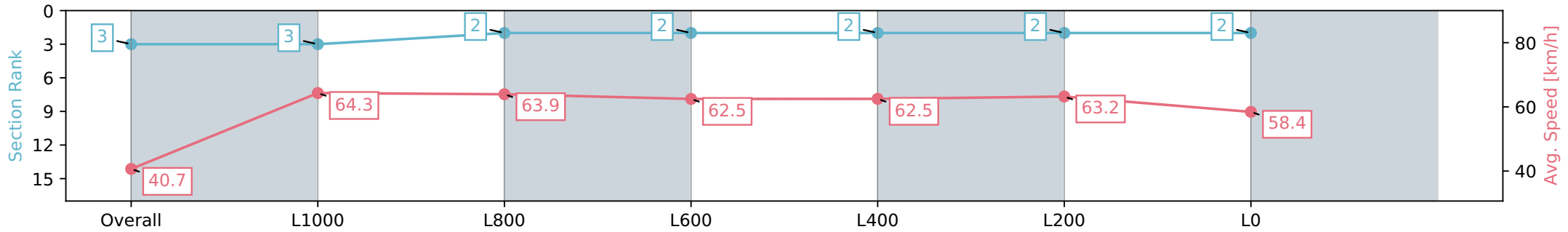
Race 8: Thomas Farms Handicap - 1300m

18 May 2024 - 3:55PM

Track Rating: Good 4, Weather: Fine, Rail Position: +3m 1000m -W/
P, True Remainder



Section	Overall	L1000	L800	L600	L400	L200	L0
Section Times	1:18.30 [3] (0:08.79)	1:09.51 [3] (0:11.19)	0:58.32 [2] (0:11.39)	0:46.93 [2] (0:11.56)	0:35.37 [2] (0:11.62)	0:23.75 [2] (0:11.41)	0:12.34 [2] (0:12.34)
Average Speed [km/h]	40.7	64.3	63.9	62.5	62.5	63.2	58.4
Top Speed [km/h]	61.2	65.7	64.7	63.1	63.5	64.4	62.0
Avg. Dist. to Rail [m]	5.1	1.8	1.9	1.7	1.6	2.0	2.4
Avg. Stride Freq. [Hz]	2.2	2.3	2.3	2.3	2.3	2.4	2.3
Avg. Stride Length [m]	5.0	7.2	7.3	7.4	7.3	7.3	7.0



[] Ranking at each section and finish
 -:-:- No data available at this section
 NA No data available

Horse/Jockey Name	FAVOURITE CHILD/Ben Price
Finish Rank	4
Fastest Section Time (Section)	0:11.14 (L1200)
Top Speed [km/h] (Section)	66.0 (Overall)
Race State	Finished



Morphettville Parks SA - Professional

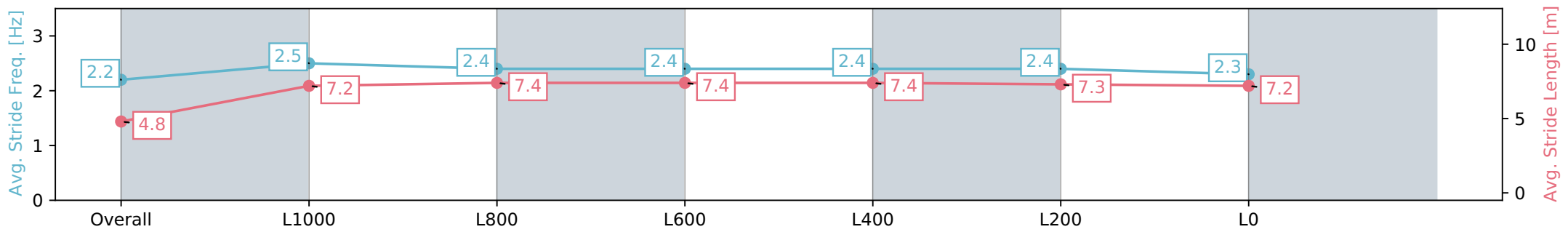
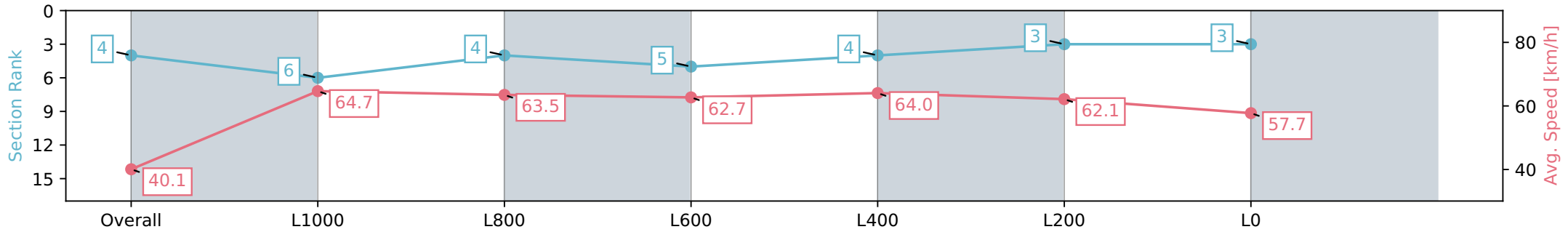
Race 8: Thomas Farms Handicap - 1300m

18 May 2024 - 3:55PM

Track Rating: Good 4, Weather: Fine, Rail Position: +3m 1000m -W/
P, True Remainder



Section	Overall	L1000	L800	L600	L400	L200	L0
Section Times	1:18.79 [4] (0:08.99)	1:09.80 [6] (0:11.14)	0:58.66 [4] (0:11.54)	0:47.12 [5] (0:11.54)	0:35.58 [4] (0:11.43)	0:24.15 [3] (0:11.67)	0:12.48 [3] (0:12.48)
Average Speed [km/h]	40.1	64.7	63.5	62.7	64.0	62.1	57.7
Top Speed [km/h]	59.4	66.0	65.6	63.9	64.8	63.4	61.5
Avg. Dist. to Rail [m]	11.4	4.6	3.0	2.7	3.0	3.9	5.6
Avg. Stride Freq. [Hz]	2.2	2.5	2.4	2.4	2.4	2.4	2.3
Avg. Stride Length [m]	4.8	7.2	7.4	7.4	7.4	7.3	7.2



[] Ranking at each section and finish
 -:-:- No data available at this section
 NA No data available

Horse/Jockey Name	VOLTAGE POINT/Teagan Voorham
Finish Rank	5
Fastest Section Time (Section)	0:11.30 (L1200)
Top Speed [km/h] (Section)	65.2 (L800)
Race State	Finished



Morphettville Parks SA - Professional

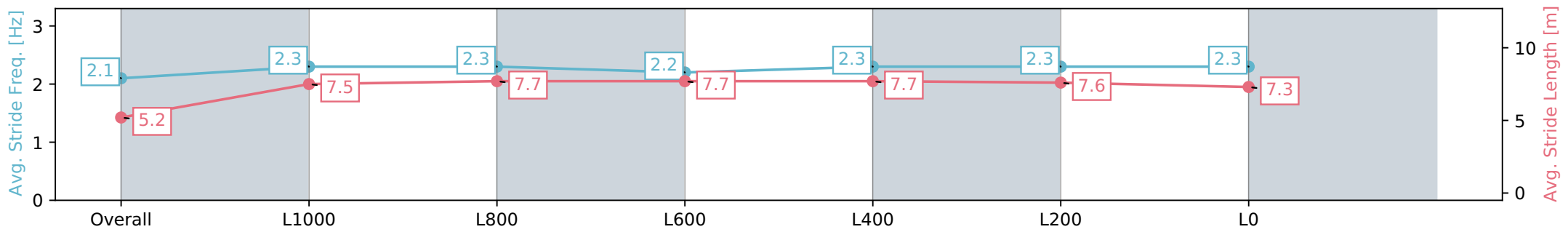
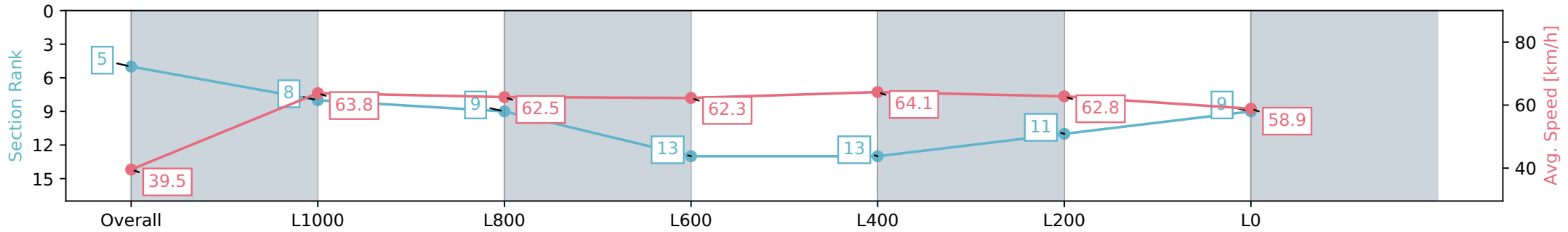
Race 8: Thomas Farms Handicap - 1300m

18 May 2024 - 3:55PM

Track Rating: Good 4, Weather: Fine, Rail Position: +3m 1000m -W/
P, True Remainder



Section	Overall	L1000	L800	L600	L400	L200	L0
Section Times	1:19.08 [5] (0:09.11)	1:09.97 [8] (0:11.30)	0:58.67 [9] (0:11.80)	0:46.87 [13] (0:11.64)	0:35.23 [13] (0:11.42)	0:23.81 [11] (0:11.56)	0:12.24 [9] (0:12.24)
Average Speed [km/h]	39.5	63.8	62.5	62.3	64.1	62.8	58.9
Top Speed [km/h]	59.8	64.9	64.1	63.6	65.2	64.2	61.6
Avg. Dist. to Rail [m]	9.2	4.3	5.0	3.6	3.1	6.0	8.6
Avg. Stride Freq. [Hz]	2.1	2.3	2.3	2.2	2.3	2.3	2.3
Avg. Stride Length [m]	5.2	7.5	7.7	7.7	7.7	7.6	7.3



- [] Ranking at each section and finish
- :-:- No data available at this section
- NA No data available

Horse/Jockey Name	SUPER ALANA/Justin Potter
Finish Rank	6
Fastest Section Time (Section)	0:11.20 (L1200)
Top Speed [km/h] (Section)	65.6 (Overall)
Race State	Finished



Morphettville Parks SA - Professional

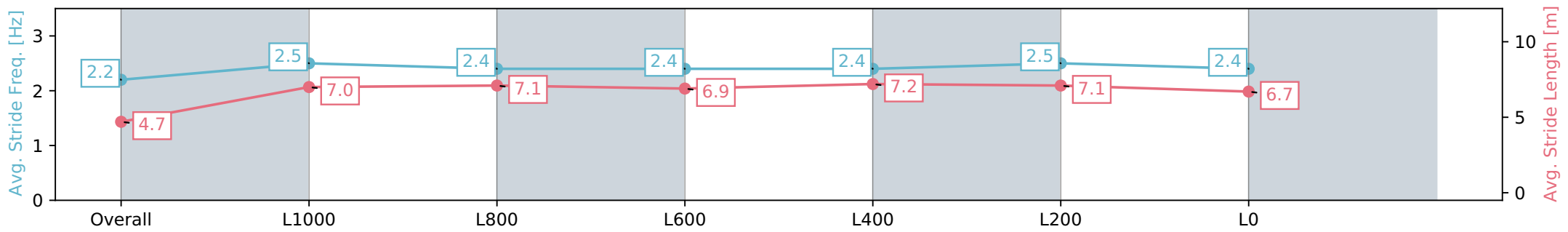
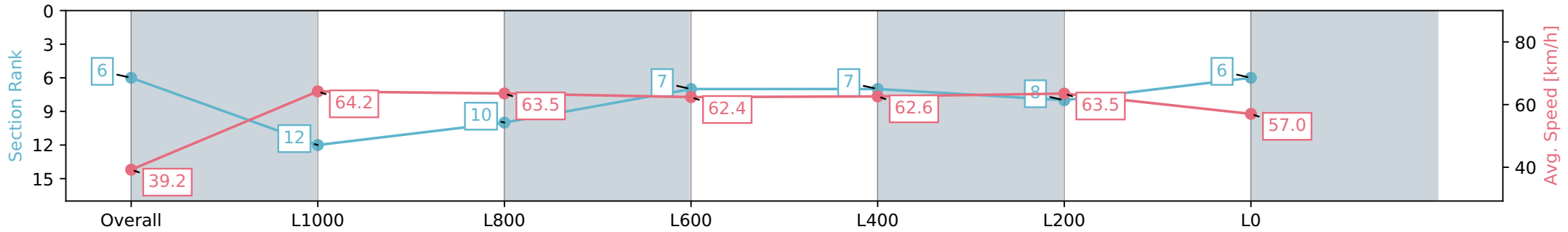
Race 8: Thomas Farms Handicap - 1300m

18 May 2024 - 3:55PM

Track Rating: Good 4, Weather: Fine, Rail Position: +3m 1000m -W/P, True Remainder



Section	Overall	L1000	L800	L600	L400	L200	L0
Section Times	1:19.11 [6] (0:09.22)	1:09.89 [12] (0:11.20)	0:58.69 [10] (0:11.43)	0:47.26 [7] (0:11.60)	0:35.66 [7] (0:11.63)	0:24.03 [8] (0:11.41)	0:12.62 [6] (0:12.62)
Average Speed [km/h]	39.2	64.2	63.5	62.4	62.6	63.5	57.0
Top Speed [km/h]	61.4	65.6	65.1	63.5	63.7	64.8	61.4
Avg. Dist. to Rail [m]	5.7	1.4	1.8	1.9	2.2	3.8	6.1
Avg. Stride Freq. [Hz]	2.2	2.5	2.4	2.4	2.4	2.5	2.4
Avg. Stride Length [m]	4.7	7.0	7.1	6.9	7.2	7.1	6.7



- [] Ranking at each section and finish
- :-:- No data available at this section
- NA No data available

Horse/Jockey Name	LASTAR/Felicity Atkinson
Finish Rank	7
Fastest Section Time (Section)	0:11.28 (L1200)
Top Speed [km/h] (Section)	65.1 (Overall)
Race State	Finished



Morphettville Parks SA - Professional

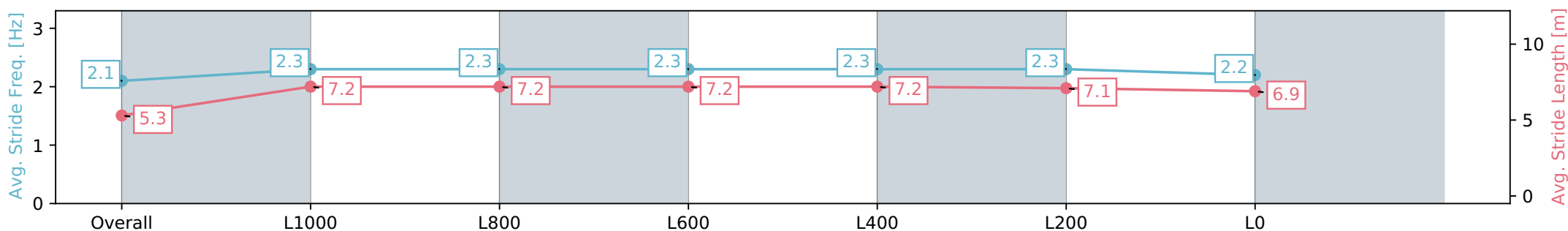
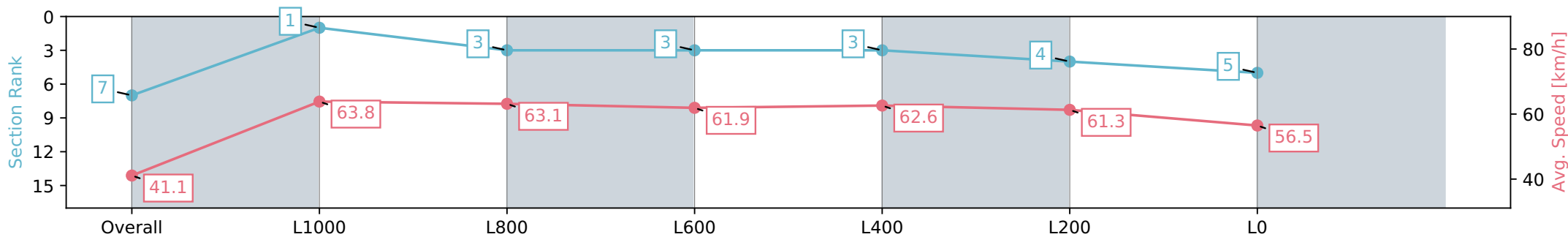
Race 8: Thomas Farms Handicap - 1300m

18 May 2024 - 3:55PM

Track Rating: Good 4, Weather: Fine, Rail Position: +3m 1000m -W/
P, True Remainder



Section	Overall	L1000	L800	L600	L400	L200	L0
Section Times	1:19.20 [7] (0:08.76)	1:10.44 [1] (0:11.28)	0:59.16 [3] (0:11.42)	0:47.74 [3] (0:11.67)	0:36.07 [3] (0:11.53)	0:24.54 [4] (0:11.76)	0:12.78 [5] (0:12.78)
Average Speed [km/h]	41.1	63.8	63.1	61.9	62.6	61.3	56.5
Top Speed [km/h]	63.0	65.1	64.9	63.1	63.3	62.5	60.1
Avg. Dist. to Rail [m]	4.1	1.1	0.9	0.8	0.8	1.2	2.4
Avg. Stride Freq. [Hz]	2.1	2.3	2.3	2.3	2.3	2.3	2.2
Avg. Stride Length [m]	5.3	7.2	7.2	7.2	7.2	7.1	6.9



- [] Ranking at each section and finish
- :-:- No data available at this section
- NA No data available

Horse/Jockey Name	STRANGELESS/Jessica Eaton
Finish Rank	8
Fastest Section Time (Section)	0:11.36 (L1200)
Top Speed [km/h] (Section)	64.8 (Overall)
Race State	Finished



Morphettville Parks SA - Professional

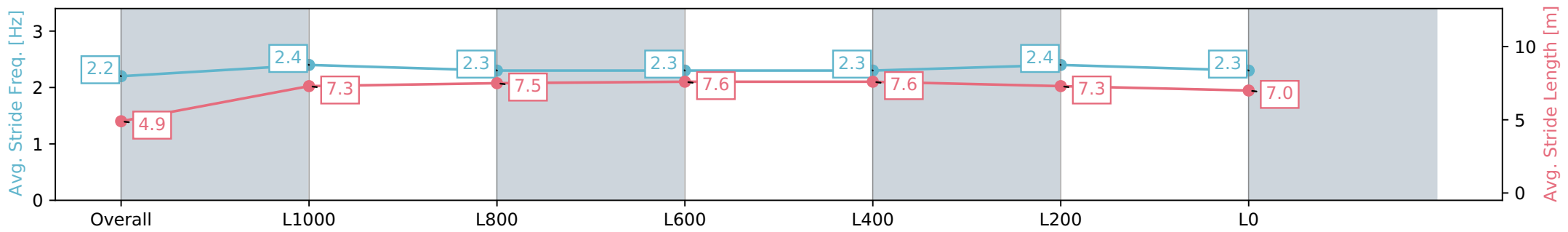
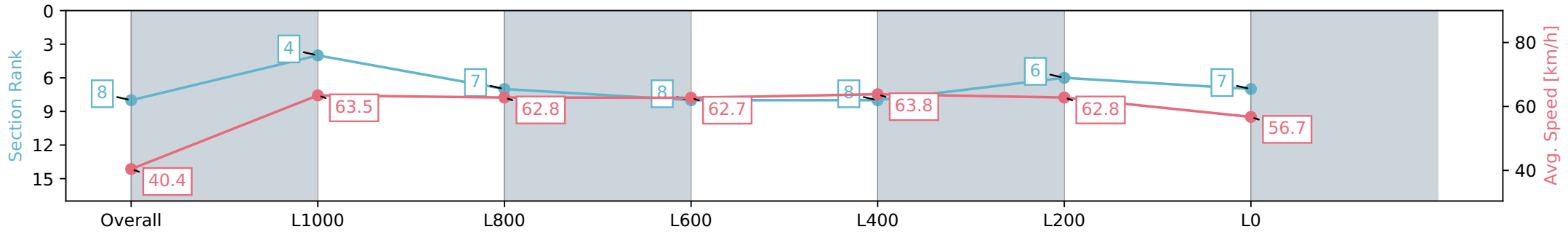
Race 8: Thomas Farms Handicap - 1300m

18 May 2024 - 3:55PM

Track Rating: Good 4, Weather: Fine, Rail Position: +3m 1000m -W/
P, True Remainder



Section	Overall	L1000	L800	L600	L400	L200	L0
Section Times	1:19.20 [8] (0:08.92)	1:10.28 [4] (0:11.36)	0:58.92 [7] (0:11.61)	0:47.31 [8] (0:11.57)	0:35.73 [8] (0:11.47)	0:24.26 [6] (0:11.56)	0:12.69 [7] (0:12.69)
Average Speed [km/h]	40.4	63.5	62.8	62.7	63.8	62.8	56.7
Top Speed [km/h]	60.3	64.8	64.6	63.8	64.2	64.1	60.8
Avg. Dist. to Rail [m]	8.5	3.5	3.0	3.3	3.0	5.4	7.6
Avg. Stride Freq. [Hz]	2.2	2.4	2.3	2.3	2.3	2.4	2.3
Avg. Stride Length [m]	4.9	7.3	7.5	7.6	7.6	7.3	7.0



- [] Ranking at each section and finish
- :-:- No data available at this section
- NA No data available

Horse/Jockey Name	MY MALOO/Jake Toeroek
Finish Rank	9
Fastest Section Time (Section)	0:11.22 (L1200)
Top Speed [km/h] (Section)	65.5 (Overall)
Race State	Finished



Morphettville Parks SA - Professional

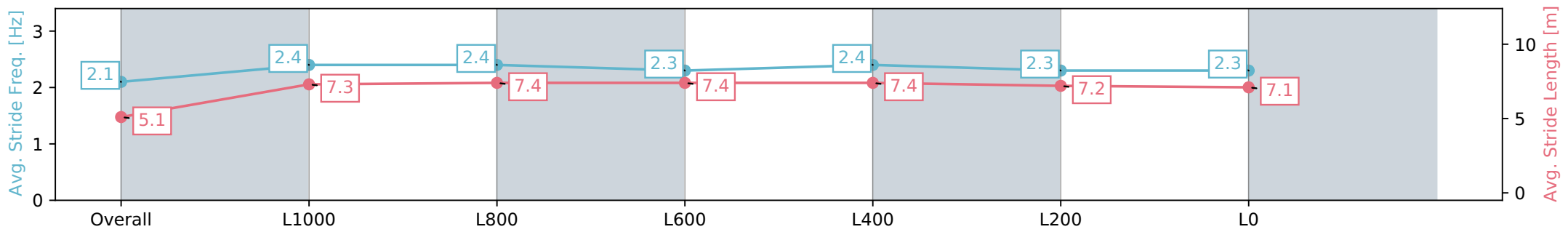
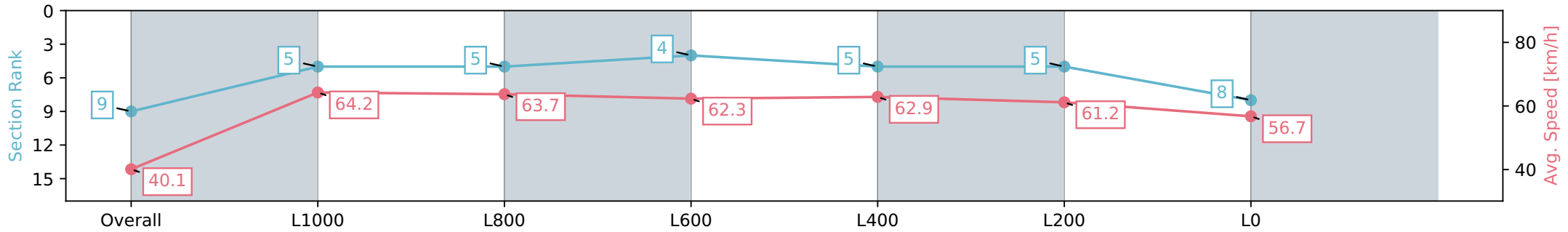
Race 8: Thomas Farms Handicap - 1300m

18 May 2024 - 3:55PM

Track Rating: Good 4, Weather: Fine, Rail Position: +3m 1000m -W/
P, True Remainder



Section	Overall	L1000	L800	L600	L400	L200	L0
Section Times	1:19.30 [9] (0:08.97)	1:10.33 [5] (0:11.22)	0:59.11 [5] (0:11.44)	0:47.67 [4] (0:11.60)	0:36.07 [5] (0:11.55)	0:24.52 [5] (0:11.82)	0:12.70 [8] (0:12.70)
Average Speed [km/h]	40.1	64.2	63.7	62.3	62.9	61.2	56.7
Top Speed [km/h]	60.6	65.5	65.4	64.0	63.5	62.7	60.0
Avg. Dist. to Rail [m]	5.6	2.0	2.3	2.4	1.4	3.2	5.3
Avg. Stride Freq. [Hz]	2.1	2.4	2.4	2.3	2.4	2.3	2.3
Avg. Stride Length [m]	5.1	7.3	7.4	7.4	7.4	7.2	7.1



[] Ranking at each section and finish
 -:-:- No data available at this section
 NA No data available

Horse/Jockey Name	LUNASHA/Jacob Opperman
Finish Rank	10
Fastest Section Time (Section)	0:11.36 (L1200)
Top Speed [km/h] (Section)	64.8 (L800)
Race State	Finished



Morphettville Parks SA - Professional

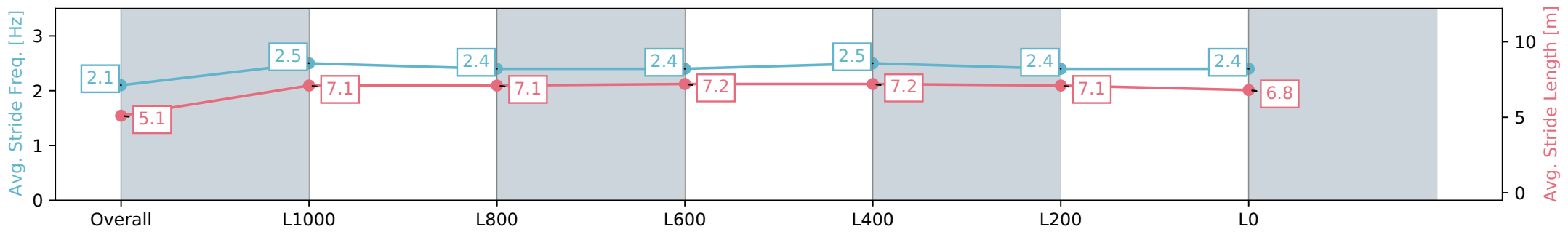
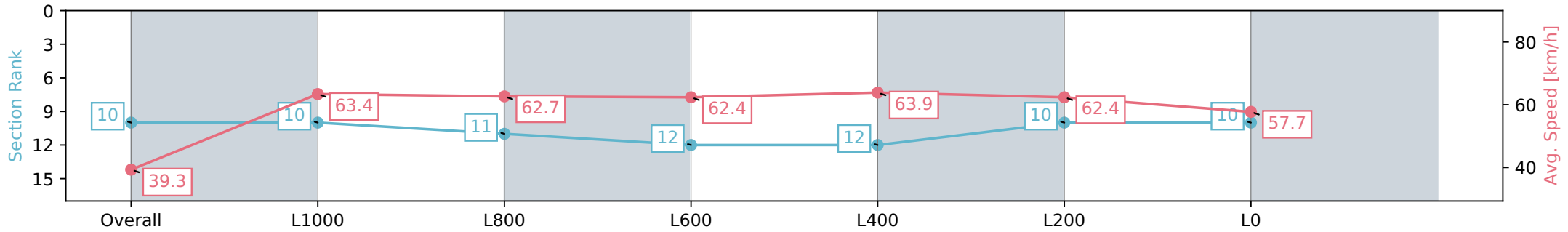
Race 8: Thomas Farms Handicap - 1300m

18 May 2024 - 3:55PM

Track Rating: Good 4, Weather: Fine, Rail Position: +3m 1000m -W/
P, True Remainder



Section	Overall	L1000	L800	L600	L400	L200	L0
Section Times	1:19.37 [10] (0:09.16)	1:10.21 [10] (0:11.36)	0:58.85 [11] (0:11.64)	0:47.21 [12] (0:11.62)	0:35.59 [12] (0:11.46)	0:24.13 [10] (0:11.65)	0:12.48 [10] (0:12.48)
Average Speed [km/h]	39.3	63.4	62.7	62.4	63.9	62.4	57.7
Top Speed [km/h]	59.3	64.6	64.0	64.4	64.8	63.3	61.2
Avg. Dist. to Rail [m]	6.2	2.7	2.5	2.6	3.1	5.2	6.7
Avg. Stride Freq. [Hz]	2.1	2.5	2.4	2.4	2.5	2.4	2.4
Avg. Stride Length [m]	5.1	7.1	7.1	7.2	7.2	7.1	6.8



[] Ranking at each section and finish
 -:-:- No data available at this section
 NA No data available

Horse/Jockey Name	CLASSY BANNER/Alana Livesey
Finish Rank	11
Fastest Section Time (Section)	0:11.16 (L1200)
Top Speed [km/h] (Section)	65.7 (Overall)
Race State	Finished



Morphettville Parks SA - Professional

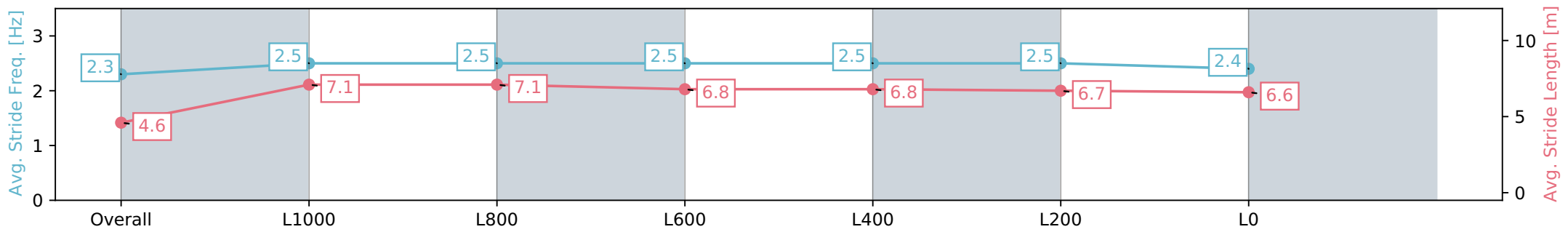
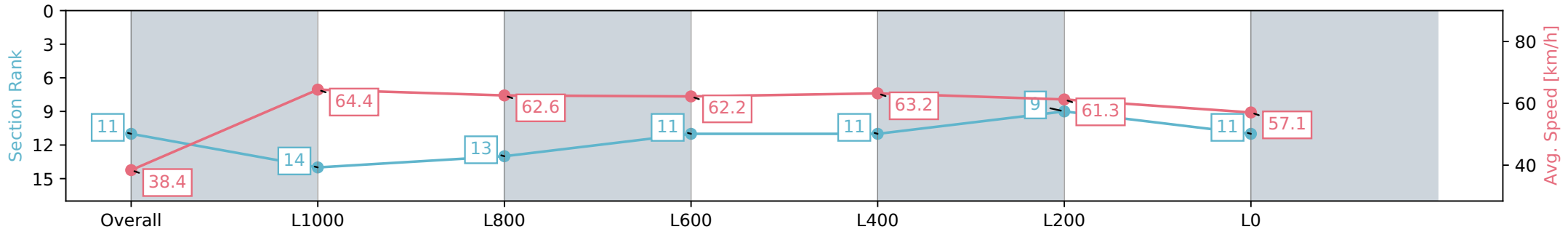
Race 8: Thomas Farms Handicap - 1300m

18 May 2024 - 3:55PM

Track Rating: Good 4, Weather: Fine, Rail Position: +3m 1000m -W/
P, True Remainder



Section	Overall	L1000	L800	L600	L400	L200	L0
Section Times	1:19.69 [11] (0:09.40)	1:10.29 [14] (0:11.16)	0:59.13 [13] (0:11.56)	0:47.56 [11] (0:11.61)	0:35.95 [11] (0:11.50)	0:24.45 [9] (0:11.82)	0:12.63 [11] (0:12.63)
Average Speed [km/h]	38.4	64.4	62.6	62.2	63.2	61.3	57.1
Top Speed [km/h]	62.8	65.7	64.6	63.1	63.9	62.7	60.0
Avg. Dist. to Rail [m]	7.0	1.2	1.2	1.7	1.8	2.9	3.8
Avg. Stride Freq. [Hz]	2.3	2.5	2.5	2.5	2.5	2.5	2.4
Avg. Stride Length [m]	4.6	7.1	7.1	6.8	6.8	6.7	6.6



- [] Ranking at each section and finish
- :-:- No data available at this section
- NA No data available

Horse/Jockey Name	SAN LUCIDO/Jason Holder
Finish Rank	12
Fastest Section Time (Section)	0:11.24 (L1200)
Top Speed [km/h] (Section)	65.4 (Overall)
Race State	Finished



Morphettville Parks SA - Professional

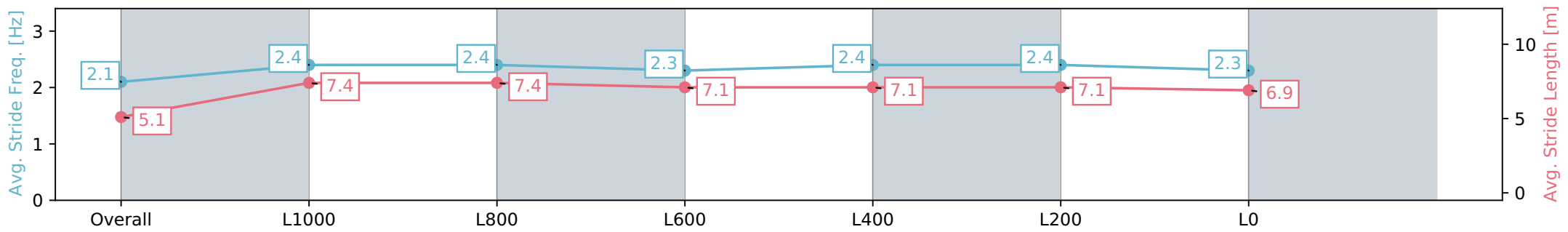
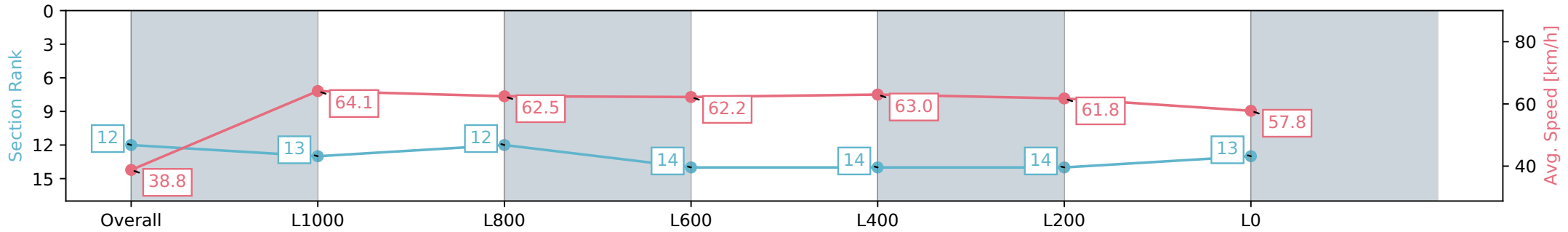
Race 8: Thomas Farms Handicap - 1300m

18 May 2024 - 3:55PM

Track Rating: Good 4, Weather: Fine, Rail Position: +3m 1000m -W/
P, True Remainder



Section	Overall	L1000	L800	L600	L400	L200	L0
Section Times	1:19.77 [12] (0:09.28)	1:10.48 [13] (0:11.24)	0:59.24 [12] (0:11.72)	0:47.52 [14] (0:11.67)	0:35.85 [14] (0:11.65)	0:24.20 [14] (0:11.75)	0:12.45 [13] (0:12.45)
Average Speed [km/h]	38.8	64.1	62.5	62.2	63.0	61.8	57.8
Top Speed [km/h]	60.8	65.4	64.9	63.8	64.2	62.2	60.8
Avg. Dist. to Rail [m]	7.9	3.2	3.5	3.7	3.5	4.1	6.1
Avg. Stride Freq. [Hz]	2.1	2.4	2.4	2.3	2.4	2.4	2.3
Avg. Stride Length [m]	5.1	7.4	7.4	7.4	7.1	7.1	6.9



[] Ranking at each section and finish
 -:-:- No data available at this section
 NA No data available

Horse/Jockey Name	PRINCE REICHWEITE/Caitlin Jones
Finish Rank	13
Fastest Section Time (Section)	0:11.22 (L1200)
Top Speed [km/h] (Section)	66.0 (L1200)
Race State	Finished



Morphettville Parks SA - Professional

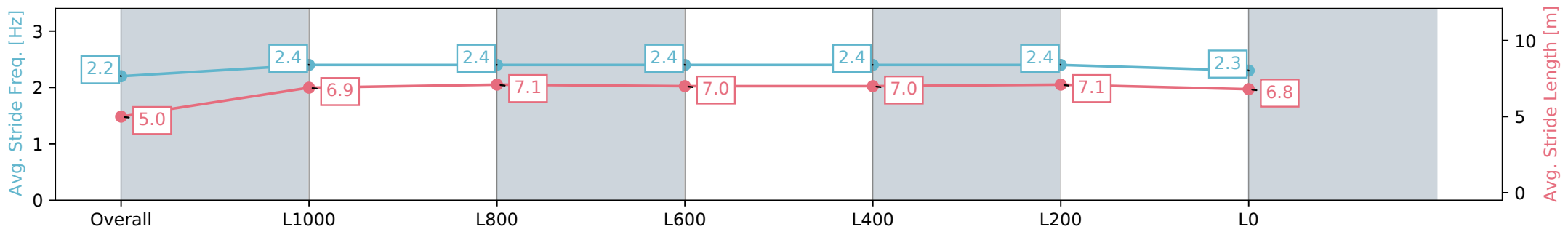
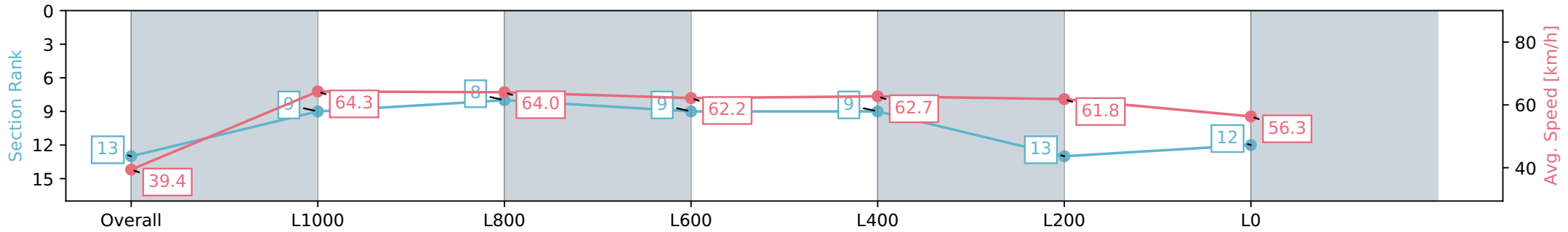
Race 8: Thomas Farms Handicap - 1300m

18 May 2024 - 3:55PM

Track Rating: Good 4, Weather: Fine, Rail Position: +3m 1000m -W/
P, True Remainder



Section	Overall	L1000	L800	L600	L400	L200	L0
Section Times	1:19.87 [13] (0:09.15)	1:10.72 [9] (0:11.22)	0:59.50 [8] (0:11.53)	0:47.97 [9] (0:11.69)	0:36.28 [9] (0:11.72)	0:24.56 [13] (0:11.77)	0:12.79 [12] (0:12.79)
Average Speed [km/h]	39.4	64.3	64.0	62.2	62.7	61.8	56.3
Top Speed [km/h]	63.2	65.8	66.0	62.9	63.1	62.5	60.0
Avg. Dist. to Rail [m]	11.8	6.2	4.7	3.5	3.9	6.6	7.6
Avg. Stride Freq. [Hz]	2.2	2.4	2.4	2.4	2.4	2.4	2.3
Avg. Stride Length [m]	5.0	6.9	7.1	7.0	7.0	7.1	6.8



- [] Ranking at each section and finish
- :-:- No data available at this section
- NA No data available

Horse/Jockey Name	HE'S ABEL/Callan Murray
Finish Rank	14
Fastest Section Time (Section)	0:11.40 (L1000)
Top Speed [km/h] (Section)	64.8 (Overall)
Race State	Finished



Morphettville Parks SA - Professional

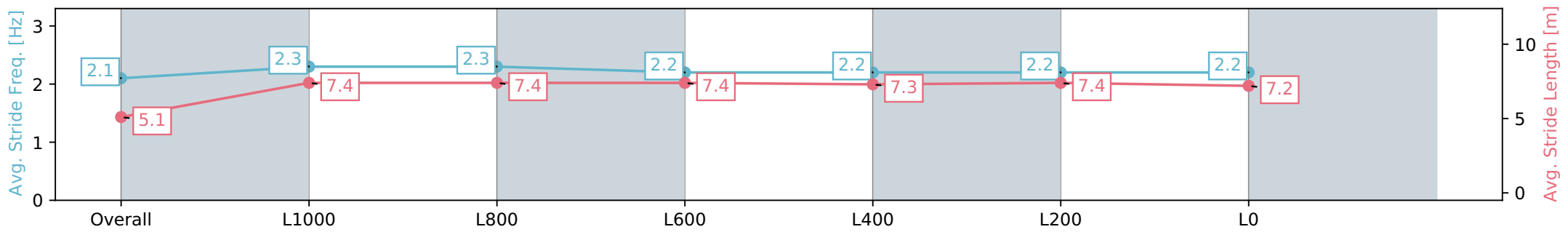
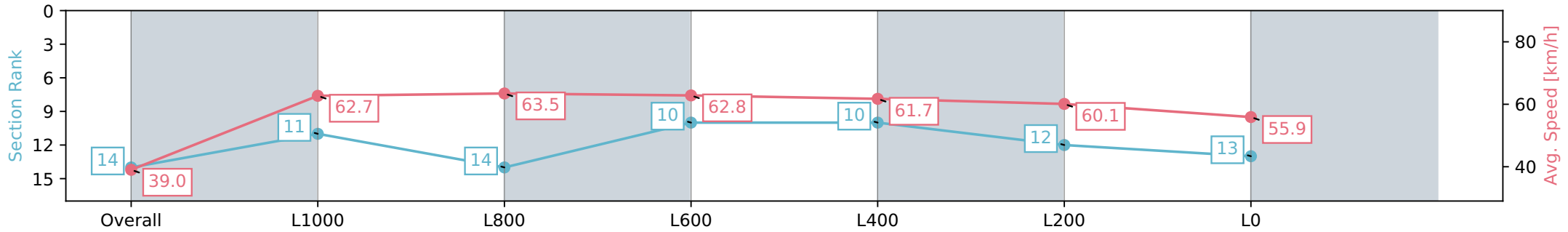
Race 8: Thomas Farms Handicap - 1300m

18 May 2024 - 3:55PM

Track Rating: Good 4, Weather: Fine, Rail Position: +3m 1000m -W/P, True Remainder



Section	Overall	L1000	L800	L600	L400	L200	L0
Section Times	1:20.20 [14] (0:09.22)	1:10.98 [11] (0:11.49)	0:59.49 [14] (0:11.40)	0:48.09 [10] (0:11.50)	0:36.59 [10] (0:11.69)	0:24.90 [12] (0:12.02)	0:12.88 [13] (0:12.88)
Average Speed [km/h]	39.0	62.7	63.5	62.8	61.7	60.1	55.9
Top Speed [km/h]	58.6	64.8	64.1	63.8	62.3	61.1	58.8
Avg. Dist. to Rail [m]	13.5	5.2	1.0	1.0	0.9	2.0	4.3
Avg. Stride Freq. [Hz]	2.1	2.3	2.3	2.2	2.2	2.2	2.2
Avg. Stride Length [m]	5.1	7.4	7.4	7.4	7.3	7.4	7.2



[] Ranking at each section and finish
 -:-:- No data available at this section
 NA No data available