



RACINGSA

Morphettville Parks SA

Race 3: The Fotobase Group Handicap - 1400m

18 May 2024 - 12:47PM



Morphettville

Track Rating: Good 4, Weather: Fine, Rail Position: +3m 1000m -W/P, True Remainder

Section								Overall	L1200	L1000	L800	L600	L400		
Field Times								1:23.83 (0:14.45)	1:09.39 (0:10.86)	0:58.53 (0:11.28)	0:47.24 (0:11.45)	0:35.79 (0:11.78)	0:24.01 (0:11.84)		
Position	#	Horse/Jockey	Barrier	Top Speed [km/h]	Fastest Section	First 400m								Distance Travelled From Winner [m]	
1	4	EASY CAMPESE Alana Livesey	2	66.4 1400-1200	0:11.11 1200-1000	0:25.68	1:23.83 (0:14.56)	1:09.26 [4] (0:11.11)	0:58.15 [4] (0:11.43)	0:46.72 [4] (0:11.35)	0:35.37 [4] (0:11.53)	0:23.84 [2] (0:11.67)			
2	9	ANNIHILATE Teagan Voorham	7	66.4 1400-1200	0:11.12 1200-1000	0:26.21	1:24.40 (0:15.09)	1:09.31 [8] (0:11.12)	0:58.19 [8] (0:11.30)	0:46.89 [8] (0:11.36)	0:35.53 [7] (0:11.56)	0:23.96 [7] (0:11.65)	+3		
3	2	MY KHALIFA Rochelle Milnes	10	65.9 1200-1000	0:11.06 1200-1000	0:25.87	1:24.48 (0:14.81)	1:09.67 [5] (0:11.06)	0:58.61 [5] (0:11.33)	0:47.28 [5] (0:11.38)	0:35.90 [5] (0:11.56)	0:24.33 [5] (0:11.86)	+2		
4	3	POLAND Jake Toeroek	9	67.3 1400-1200	0:10.81 1200-1000	0:25.30	1:24.59 (0:14.49)	1:10.10 [2] (0:10.81)	0:59.29 [1] (0:11.28)	0:48.00 [1] (0:11.45)	0:36.55 [1] (0:11.78)	0:24.77 [1] (0:12.02)	-3		
5	7	SPARKUP Caitlin Jones	6	65.4 1400-1200	0:11.16 1200-1000	0:26.00	1:24.87 (0:14.84)	1:10.03 [6] (0:11.16)	0:58.87 [7] (0:11.40)	0:47.47 [7] (0:11.54)	0:35.93 [8] (0:11.56)	0:24.36 [8] (0:11.80)	+0		
6	10	RUBINI Ben Price	5	65.6 1400-1200	0:11.03 1200-1000	0:26.57	1:24.89 (0:15.55)	1:09.34 [9] (0:11.03)	0:58.31 [9] (0:11.24)	0:47.07 [9] (0:11.28)	0:35.78 [9] (0:11.51)	0:24.27 [9] (0:11.79)	-6		
7	8	FRANKEL STAR Anna Jordsjo	1	67.1 1400-1200	0:11.00 1200-1000	0:25.54	1:24.97 (0:14.54)	1:10.43 [3] (0:11.00)	0:59.43 [3] (0:11.35)	0:48.08 [3] (0:11.38)	0:36.70 [2] (0:11.78)	0:24.92 [3] (0:12.07)	-3		
8	5	LAST GIRL LOVE Jason Holder	3	65.2 1400-1200	0:11.12 1200-1000	0:25.99	1:25.02 (0:14.87)	1:10.15 [7] (0:11.12)	0:59.03 [6] (0:11.27)	0:47.76 [6] (0:11.35)	0:36.41 [6] (0:11.60)	0:24.81 [6] (0:11.91)	-3		
9	6	EAST INDIAMAN Margaret Collett	8	66.0 1400-1200	0:11.05 1200-1000	0:25.49	1:25.08 (0:14.44)	1:10.64 [1] (0:11.05)	0:59.59 [2] (0:11.40)	0:48.19 [2] (0:11.40)	0:36.79 [3] (0:11.79)	0:25.00 [4] (0:12.21)	+0		

Scratched: Windstorm (#1)

- [] Position in running at each section and finish
- # Saddle cloth number
- :-:- No data available at this section
- DNF Did not finish
- NA No data available
- DNT Did not track
- █ Background shading for fastest section



RACINGSA

Morphettville Parks SA

Race 3: The Fotobase Group Handicap - 1400m

18 May 2024 - 12:47PM



Morphettville

Track Rating: Good 4, Weather: Fine, Rail Position: +3m 1000m -W/P, True Remainder

Section Field Times

L200
0:12.17
(0:12.17)

Position	#	Horse/Jockey	Barrier	Top Speed [km/h]	Fastest Section	First 400m	Margin						Distance Travelled From Winner [m]
1	4	EASY CAMPESE Alana Livesey	2	66.4 1400-1200	0:11.11 1200-1000	0:25.68	0:12.17 [1] (0:12.17)	1:23.83					
2	9	ANNIHILATE Teagan Voorham	7	66.4 1400-1200	0:11.12 1200-1000	0:26.21	0:12.31 [4] (0:12.31)	3.5L					+3
3	2	MY KHALIFA Rochelle Milnes	10	65.9 1200-1000	0:11.06 1200-1000	0:25.87	0:12.47 [3] (0:12.47)	4.0L					+2
4	3	POLAND Jake Toeroek	9	67.3 1400-1200	0:10.81 1200-1000	0:25.30	0:12.75 [2] (0:12.75)	4.8L					-3
5	7	SPARKUP Caitlin Jones	6	65.4 1400-1200	0:11.16 1200-1000	0:26.00	0:12.56 [8] (0:12.56)	6.4L					+0
6	10	RUBINI Ben Price	5	65.6 1400-1200	0:11.03 1200-1000	0:26.57	0:12.48 [9] (0:12.48)	6.6L					-6
7	8	FRANKEL STAR Anna Jordsjo	1	67.1 1400-1200	0:11.00 1200-1000	0:25.54	0:12.85 [5] (0:12.85)	7.1L					-3
8	5	LAST GIRL LOVE Jason Holder	3	65.2 1400-1200	0:11.12 1200-1000	0:25.99	0:12.90 [6] (0:12.90)	7.4L					-3
9	6	EAST INDIAMAN Margaret Collett	8	66.0 1400-1200	0:11.05 1200-1000	0:25.49	0:12.79 [7] (0:12.79)	7.8L					+0

Scratched: Windstorm (#1)

- [] Position in running at each section and finish
- # Saddle cloth number
- :-:- No data available at this section
- DNF Did not finish
- NA No data available
- DNT Did not track
- █ Background shading for fastest section

Horse/Jockey Name	EASY CAMPESE/Alana Livesey
Finish Rank	1
Fastest Section Time (Section)	0:11.11 (L1200)
Top Speed [km/h] (Section)	66.4 (Overall)
Race State	Finished



Morphettville Parks SA - Professional

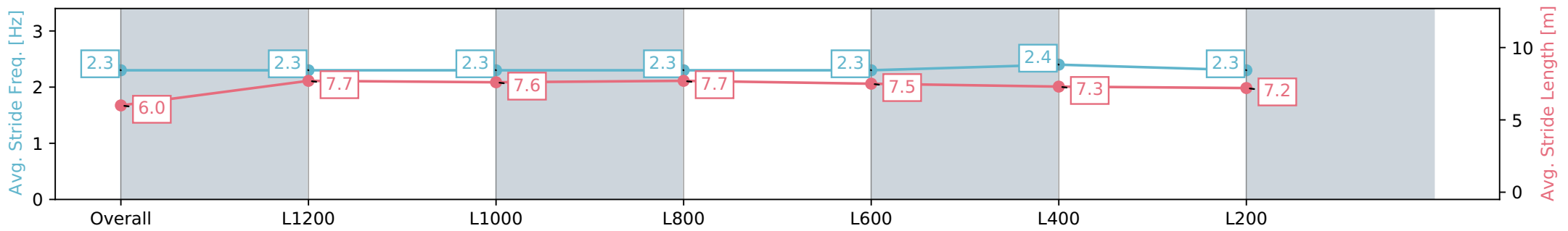
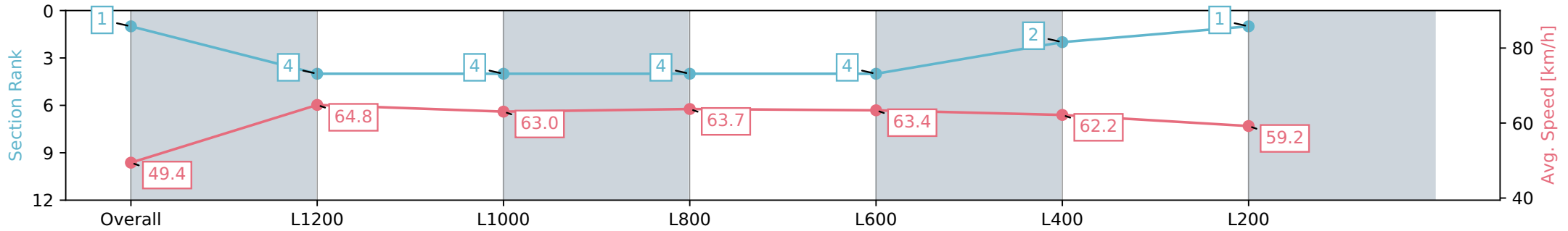
Race 3: The Fotobase Group Handicap - 1400m

18 May 2024 - 12:47PM

Track Rating: Good 4, Weather: Fine, Rail Position: +3m 1000m -W/
P, True Remainder



Section	Overall	L1200	L1000	L800	L600	L400	L200
Section Times	1:23.83 [1] (0:14.56)	1:09.26 [4] (0:11.11)	0:58.15 [4] (0:11.43)	0:46.72 [4] (0:11.35)	0:35.37 [4] (0:11.53)	0:23.84 [2] (0:11.67)	0:12.17 [1] (0:12.17)
Average Speed [km/h]	49.4	64.8	63.0	63.7	63.4	62.2	59.2
Top Speed [km/h]	63.1	66.4	64.7	64.3	64.5	63.6	61.7
Avg. Dist. to Rail [m]	2.8	1.3	0.8	1.2	2.9	4.2	4.8
Avg. Stride Freq. [Hz]	2.3	2.3	2.3	2.3	2.3	2.4	2.3
Avg. Stride Length [m]	6.0	7.7	7.6	7.7	7.5	7.3	7.2



[] Ranking at each section and finish
 -:-:- No data available at this section
 NA No data available

Horse/Jockey Name	ANNIHILATE/Teagan Voorham
Finish Rank	2
Fastest Section Time (Section)	0:11.12 (L1200)
Top Speed [km/h] (Section)	66.4 (Overall)
Race State	Finished



Morphettville Parks SA - Professional

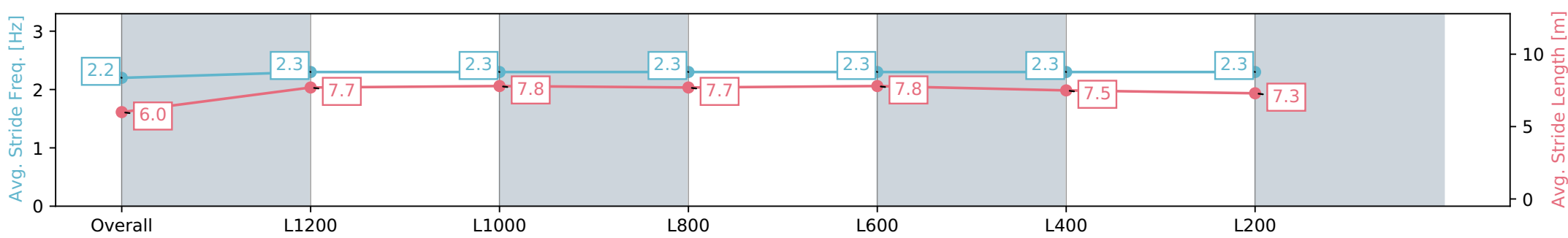
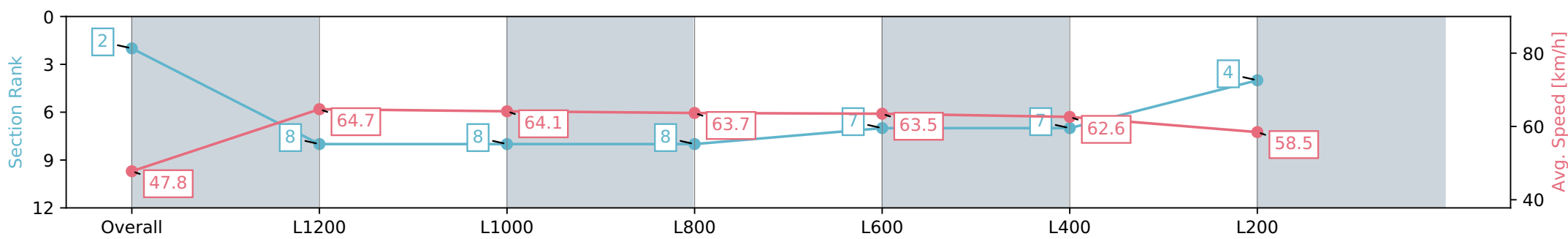
Race 3: The Fotobase Group Handicap - 1400m

18 May 2024 - 12:47PM

Track Rating: Good 4, Weather: Fine, Rail Position: +3m 1000m -W/P, True Remainder



Section	Overall	L1200	L1000	L800	L600	L400	L200
Section Times	1:24.40 [2] (0:15.09)	1:09.31 [8] (0:11.12)	0:58.19 [8] (0:11.30)	0:46.89 [8] (0:11.36)	0:35.53 [7] (0:11.56)	0:23.96 [7] (0:11.65)	0:12.31 [4] (0:12.31)
Average Speed [km/h]	47.8	64.7	64.1	63.7	63.5	62.6	58.5
Top Speed [km/h]	62.4	66.4	65.0	64.1	64.3	64.1	62.0
Avg. Dist. to Rail [m]	5.2	1.8	1.4	2.0	3.5	6.6	6.9
Avg. Stride Freq. [Hz]	2.2	2.3	2.3	2.3	2.3	2.3	2.3
Avg. Stride Length [m]	6.0	7.7	7.8	7.7	7.8	7.5	7.3



- [] Ranking at each section and finish
- :-:- No data available at this section
- NA No data available

Horse/Jockey Name	MY KHALIFA/Rochelle Milnes
Finish Rank	3
Fastest Section Time (Section)	0:11.06 (L1200)
Top Speed [km/h] (Section)	65.9 (L1200)
Race State	Finished



Morphettville Parks SA - Professional

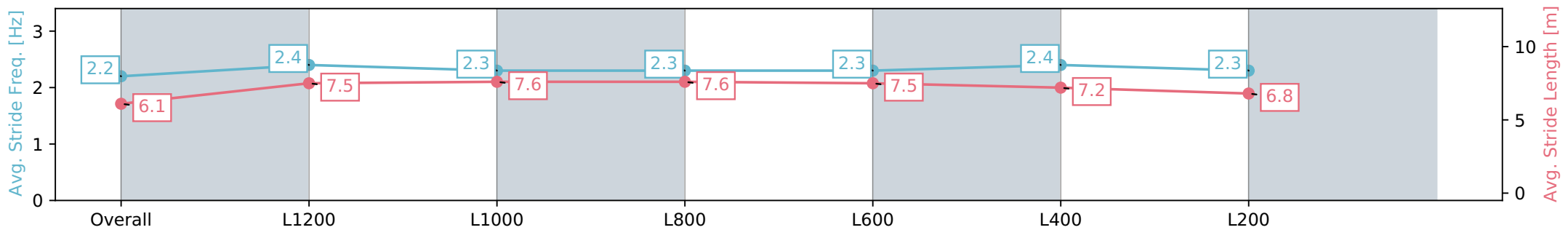
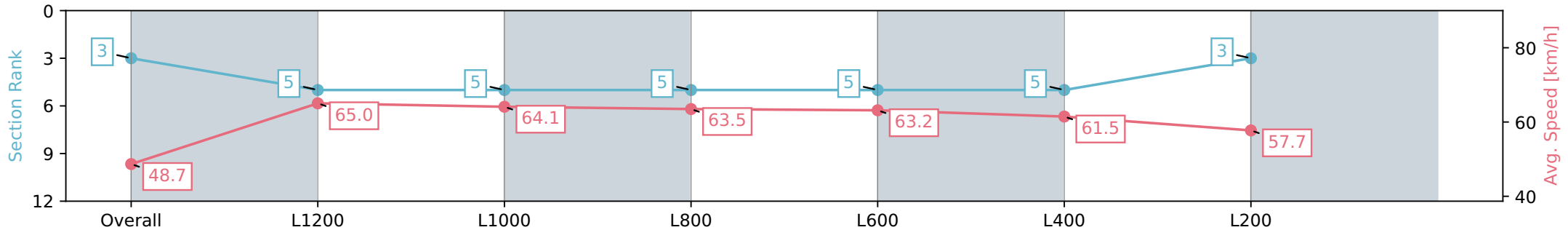
Race 3: The Fotobase Group Handicap - 1400m

18 May 2024 - 12:47PM

Track Rating: Good 4, Weather: Fine, Rail Position: +3m 1000m -W/P, True Remainder



Section	Overall	L1200	L1000	L800	L600	L400	L200
Section Times	1:24.48 [3] (0:14.81)	1:09.67 [5] (0:11.06)	0:58.61 [5] (0:11.33)	0:47.28 [5] (0:11.38)	0:35.90 [5] (0:11.56)	0:24.33 [5] (0:11.86)	0:12.47 [3] (0:12.47)
Average Speed [km/h]	48.7	65.0	64.1	63.5	63.2	61.5	57.7
Top Speed [km/h]	62.9	65.7	65.9	63.7	63.7	63.5	60.6
Avg. Dist. to Rail [m]	7.7	2.4	1.7	1.5	3.0	5.6	6.4
Avg. Stride Freq. [Hz]	2.2	2.4	2.3	2.3	2.3	2.4	2.3
Avg. Stride Length [m]	6.1	7.5	7.6	7.6	7.5	7.2	6.8



- [] Ranking at each section and finish
- :-:- No data available at this section
- NA No data available

Horse/Jockey Name	POLAND/Jake Toeroek
Finish Rank	4
Fastest Section Time (Section)	0:10.81 (L1200)
Top Speed [km/h] (Section)	67.3 (Overall)
Race State	Finished



Morphettville Parks SA - Professional

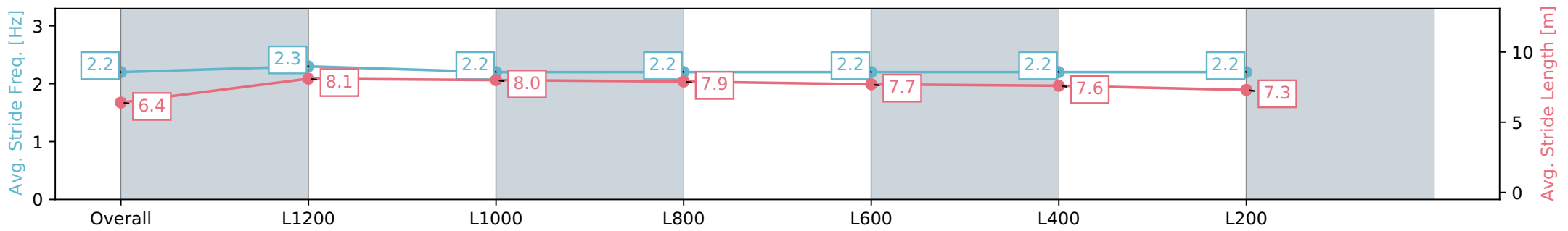
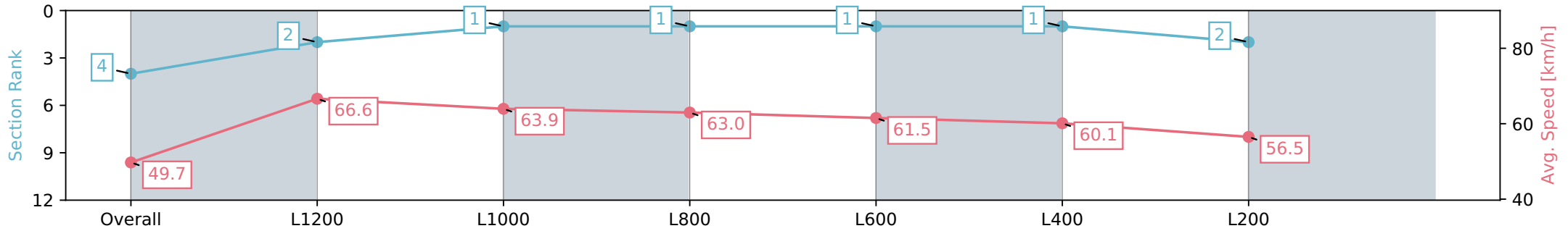
Race 3: The Fotobase Group Handicap - 1400m

18 May 2024 - 12:47PM

Track Rating: Good 4, Weather: Fine, Rail Position: +3m 1000m -W/
P, True Remainder



Section	Overall	L1200	L1000	L800	L600	L400	L200
Section Times	1:24.59 [4] (0:14.49)	1:10.10 [2] (0:10.81)	0:59.29 [1] (0:11.28)	0:48.00 [1] (0:11.45)	0:36.55 [1] (0:11.78)	0:24.77 [1] (0:12.02)	0:12.75 [2] (0:12.75)
Average Speed [km/h]	49.7	66.6	63.9	63.0	61.5	60.1	56.5
Top Speed [km/h]	65.3	67.3	65.3	63.6	62.4	61.3	59.2
Avg. Dist. to Rail [m]	7.9	3.2	0.5	0.4	1.4	2.3	3.1
Avg. Stride Freq. [Hz]	2.2	2.3	2.2	2.2	2.2	2.2	2.2
Avg. Stride Length [m]	6.4	8.1	8.0	7.9	7.7	7.6	7.3



[] Ranking at each section and finish
 -:-:- No data available at this section
 NA No data available

Horse/Jockey Name	SPARKUP/Caitlin Jones
Finish Rank	5
Fastest Section Time (Section)	0:11.16 (L1200)
Top Speed [km/h] (Section)	65.4 (Overall)
Race State	Finished



Morphettville Parks SA - Professional

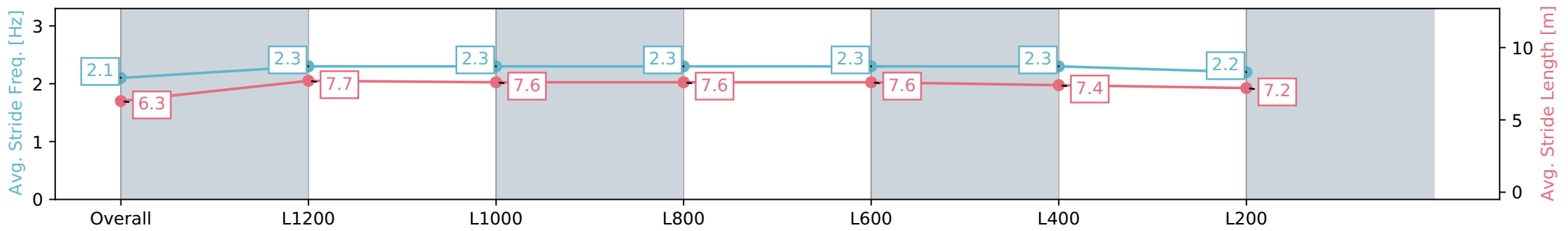
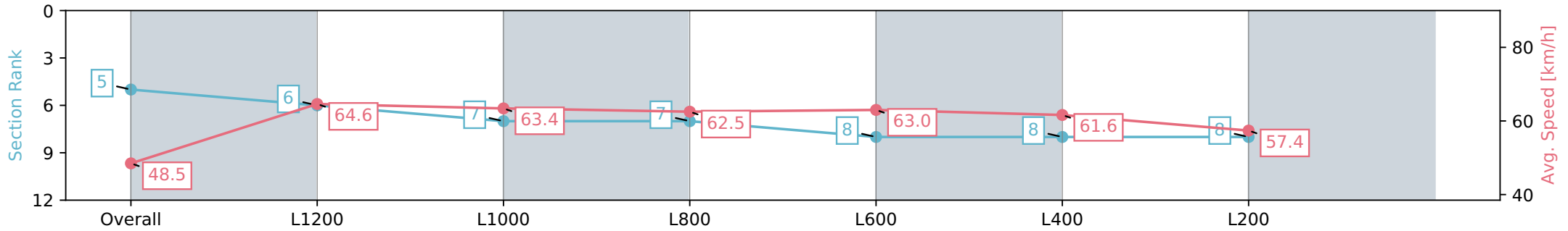
Race 3: The Fotobase Group Handicap - 1400m

18 May 2024 - 12:47PM

Track Rating: Good 4, Weather: Fine, Rail Position: +3m 1000m -W/
P, True Remainder



Section	Overall	L1200	L1000	L800	L600	L400	L200
Section Times	1:24.87 [5] (0:14.84)	1:10.03 [6] (0:11.16)	0:58.87 [7] (0:11.40)	0:47.47 [7] (0:11.54)	0:35.93 [8] (0:11.56)	0:24.36 [8] (0:11.80)	0:12.56 [8] (0:12.56)
Average Speed [km/h]	48.5	64.6	63.4	62.5	63.0	61.6	57.4
Top Speed [km/h]	62.9	65.4	64.8	63.0	63.4	63.4	60.1
Avg. Dist. to Rail [m]	4.2	1.5	1.0	1.2	2.3	5.2	7.3
Avg. Stride Freq. [Hz]	2.1	2.3	2.3	2.3	2.3	2.3	2.2
Avg. Stride Length [m]	6.3	7.7	7.6	7.6	7.6	7.4	7.2



[] Ranking at each section and finish
 -:-:- No data available at this section
 NA No data available

Horse/Jockey Name	RUBINI/Ben Price
Finish Rank	6
Fastest Section Time (Section)	0:11.03 (L1200)
Top Speed [km/h] (Section)	65.6 (Overall)
Race State	Finished



Morphettville Parks SA - Professional

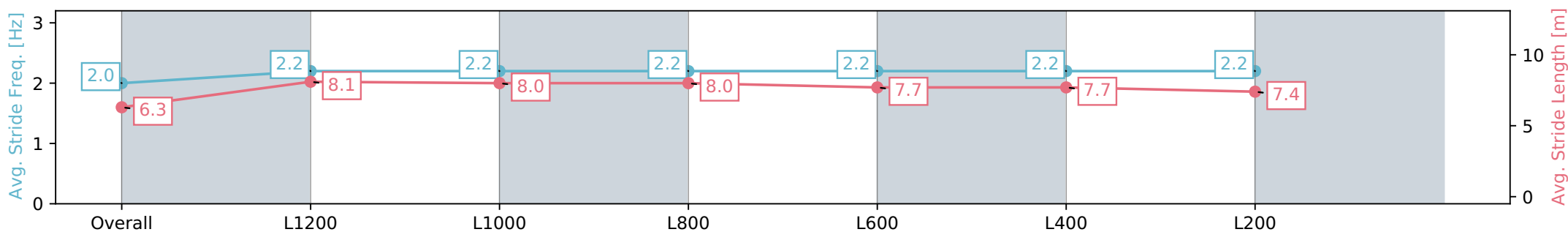
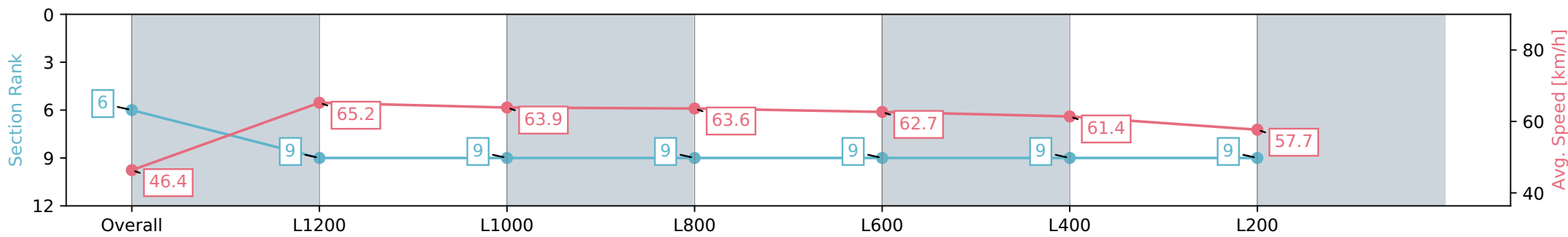
Race 3: The Fotobase Group Handicap - 1400m

18 May 2024 - 12:47PM

Track Rating: Good 4, Weather: Fine, Rail Position: +3m 1000m -W/
P, True Remainder



Section	Overall	L1200	L1000	L800	L600	L400	L200
Section Times	1:24.89 [6] (0:15.55)	1:09.34 [9] (0:11.03)	0:58.31 [9] (0:11.24)	0:47.07 [9] (0:11.28)	0:35.78 [9] (0:11.51)	0:24.27 [9] (0:11.79)	0:12.48 [9] (0:12.48)
Average Speed [km/h]	46.4	65.2	63.9	63.6	62.7	61.4	57.7
Top Speed [km/h]	63.9	65.6	65.6	64.1	64.0	62.6	60.5
Avg. Dist. to Rail [m]	3.2	1.1	0.4	0.3	0.7	2.4	3.9
Avg. Stride Freq. [Hz]	2.0	2.2	2.2	2.2	2.2	2.2	2.2
Avg. Stride Length [m]	6.3	8.1	8.0	8.0	7.7	7.7	7.4



- [] Ranking at each section and finish
- :-:- No data available at this section
- NA No data available

Horse/Jockey Name	FRANKEL STAR/Anna Jordsjo
Finish Rank	7
Fastest Section Time (Section)	0:11.00 (L1200)
Top Speed [km/h] (Section)	67.1 (Overall)
Race State	Finished



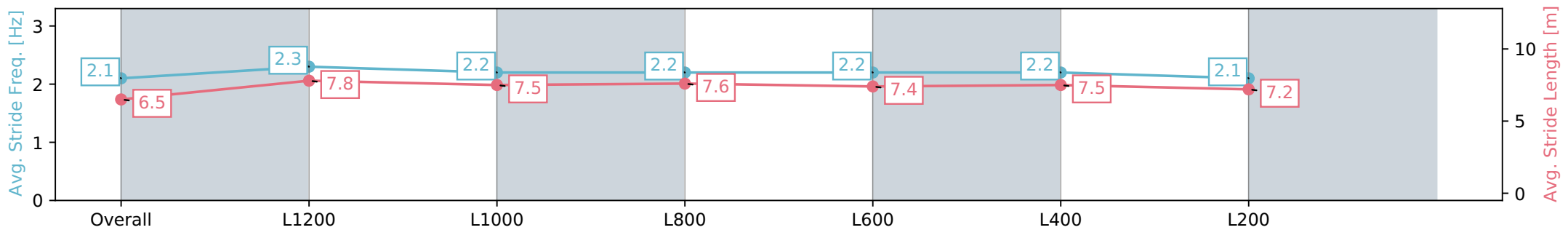
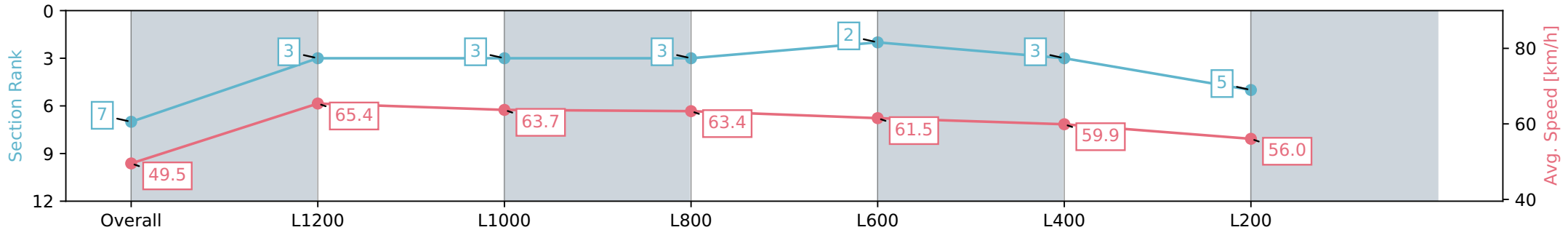
Morphettville Parks SA - Professional
 Race 3: The Fotobase Group Handicap - 1400m

18 May 2024 - 12:47PM

Track Rating: Good 4, Weather: Fine, Rail Position: +3m 1000m -W/
 P, True Remainder



Section	Overall	L1200	L1000	L800	L600	L400	L200
Section Times	1:24.97 [7] (0:14.54)	1:10.43 [3] (0:11.00)	0:59.43 [3] (0:11.35)	0:48.08 [3] (0:11.38)	0:36.70 [2] (0:11.78)	0:24.92 [3] (0:12.07)	0:12.85 [5] (0:12.85)
Average Speed [km/h]	49.5	65.4	63.7	63.4	61.5	59.9	56.0
Top Speed [km/h]	63.6	67.1	65.1	64.0	62.7	60.4	59.0
Avg. Dist. to Rail [m]	1.9	1.0	1.0	1.0	1.4	1.2	1.4
Avg. Stride Freq. [Hz]	2.1	2.3	2.2	2.2	2.2	2.2	2.1
Avg. Stride Length [m]	6.5	7.8	7.5	7.6	7.4	7.5	7.2



Report Created: Sat 18 May 2024 13:34:00 GMT+10 (Note: Timing is based on positional data)

- [] Ranking at each section and finish
- :-:- No data available at this section
- NA No data available

Horse/Jockey Name	LAST GIRL LOVE/Jason Holder
Finish Rank	8
Fastest Section Time (Section)	0:11.12 (L1200)
Top Speed [km/h] (Section)	65.2 (Overall)
Race State	Finished



Morphettville Parks SA - Professional

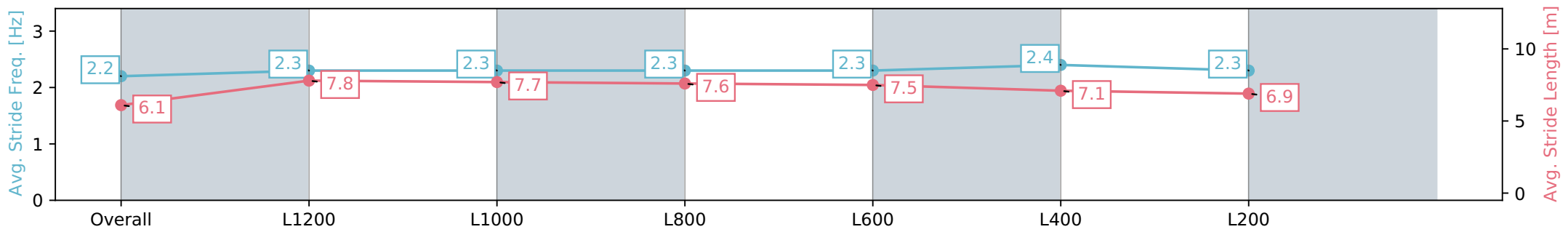
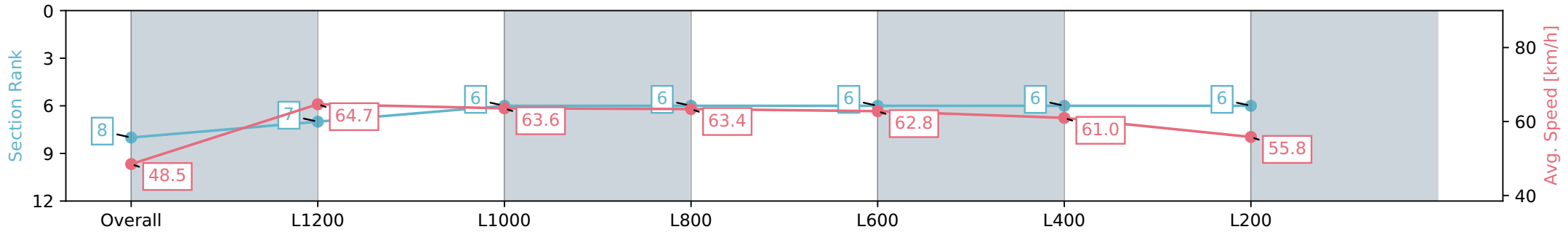
Race 3: The Fotobase Group Handicap - 1400m

18 May 2024 - 12:47PM

Track Rating: Good 4, Weather: Fine, Rail Position: +3m 1000m -W/
P, True Remainder



Section	Overall	L1200	L1000	L800	L600	L400	L200
Section Times	1:25.02 [8] (0:14.87)	1:10.15 [7] (0:11.12)	0:59.03 [6] (0:11.27)	0:47.76 [6] (0:11.35)	0:36.41 [6] (0:11.60)	0:24.81 [6] (0:11.91)	0:12.90 [6] (0:12.90)
Average Speed [km/h]	48.5	64.7	63.6	63.4	62.8	61.0	55.8
Top Speed [km/h]	62.7	65.2	64.6	63.9	63.8	62.1	60.5
Avg. Dist. to Rail [m]	2.5	1.0	0.7	0.1	2.1	4.6	5.0
Avg. Stride Freq. [Hz]	2.2	2.3	2.3	2.3	2.3	2.4	2.3
Avg. Stride Length [m]	6.1	7.8	7.7	7.6	7.5	7.1	6.9



- [] Ranking at each section and finish
- :-:- No data available at this section
- NA No data available

Horse/Jockey Name	EAST INDIAMAN/Margaret Collett
Finish Rank	9
Fastest Section Time (Section)	0:11.05 (L1200)
Top Speed [km/h] (Section)	66.0 (Overall)
Race State	Finished



Morphettville Parks SA - Professional

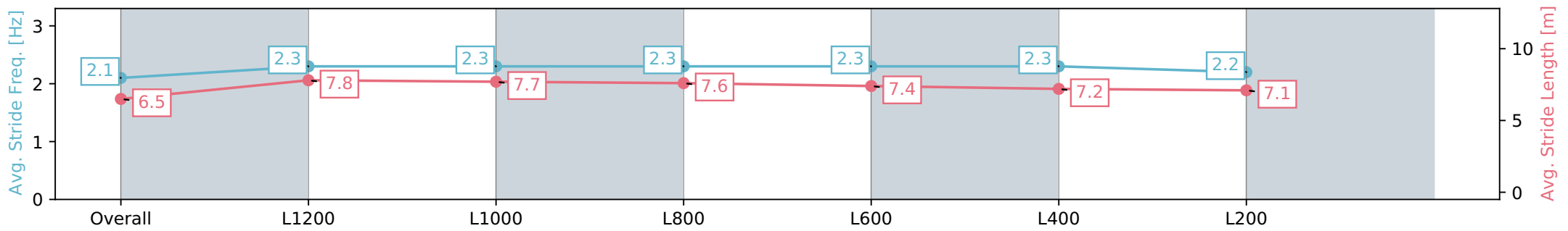
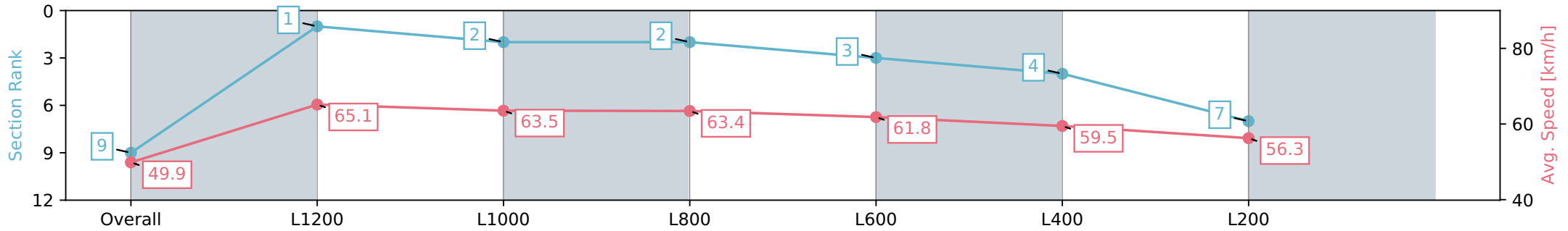
Race 3: The Fotobase Group Handicap - 1400m

18 May 2024 - 12:47PM

Track Rating: Good 4, Weather: Fine, Rail Position: +3m 1000m -W/
P, True Remainder



Section	Overall	L1200	L1000	L800	L600	L400	L200
Section Times	1:25.08 [9] (0:14.44)	1:10.64 [1] (0:11.05)	0:59.59 [2] (0:11.40)	0:48.19 [2] (0:11.40)	0:36.79 [3] (0:11.79)	0:25.00 [4] (0:12.21)	0:12.79 [7] (0:12.79)
Average Speed [km/h]	49.9	65.1	63.5	63.4	61.8	59.5	56.3
Top Speed [km/h]	64.4	66.0	64.6	64.4	63.7	60.1	58.6
Avg. Dist. to Rail [m]	5.6	1.3	1.2	1.5	2.6	3.5	5.8
Avg. Stride Freq. [Hz]	2.1	2.3	2.3	2.3	2.3	2.3	2.2
Avg. Stride Length [m]	6.5	7.8	7.7	7.6	7.4	7.2	7.1



[] Ranking at each section and finish
 -:-:- No data available at this section
 NA No data available