



RACING SA

Morphettville SA
Race 2: SkyCity Handicap - 1800m
11 May 2024 - 12:23PM



Track Rating: Good 4, Weather: Fine, Rail Position: +4m Entire, Sectional 605m

Table with columns: Section, Field Times, Position, #, Horse/Jockey, Barrier, Top Speed [km/h], Fastest Section, First 400m, Overall, L1600, L1400, L1200, L1000, L800, Distance Travelled From Winner [m]. Rows 1-10 listing race participants and their performance metrics.

Scratched: The Art Of Flying (#4), Carisbrook (#7), Seeking Stardom (#15)

- [] Position in running at each section and finish
Saddle cloth number
-:-:- No data available at this section
DNF Did not finish
NA No data available
DNT Did not track
Background shading for fastest section



RACING SA

Morphettville SA

Race 2: SkyCity Handicap - 1800m

11 May 2024 - 12:23PM



Morphettville

Track Rating: Good 4, Weather: Fine, Rail Position: +4m Entire, Sectional 605m

Section								Overall	L1600	L1400	L1200	L1000	L800		
Field Times								1:52.10	1:37.41	1:25.81	1:13.50	1:00.94	0:48.56		
								(0:14.69)	(0:11.60)	(0:12.31)	(0:12.56)	(0:12.37)	(0:12.26)		
Position	#	Horse/Jockey	Barrier	Top Speed [km/h]	Fastest Section	First 400m								Distance Travelled From Winner [m]	
11	2	BOND STREET BEAU	4	62.1	0:11.89	0:26.95	1:52.92	1:38.00 [6]	1:25.97 [7]	1:13.43 [8]	1:00.95 [8]	0:48.71 [6]		+2	
		Todd Pannell		800-600	600-400		(0:14.92)	(0:12.03)	(0:12.54)	(0:12.48)	(0:12.24)	(0:12.08)			
12	10	ENCIPHERING	2	63.4	0:11.83	0:26.65	1:52.95	1:38.13 [4]	1:26.30 [5]	1:13.67 [6]	1:01.12 [7]	0:48.64 [8]		+1	
		Margaret Collett		1800-1600	1600-1400		(0:14.82)	(0:11.83)	(0:12.63)	(0:12.55)	(0:12.48)	(0:12.22)			

Scratched: The Art Of Flying (#4), Carisbrook (#7), Seeking Stardom (#15)

- [] Position in running at each section and finish
- # Saddle cloth number
- :-:- No data available at this section
- DNF Did not finish
- NA No data available
- DNT Did not track
- █ Background shading for fastest section



RACING SA

Morphettville SA
Race 2: SkyCity Handicap - 1800m
11 May 2024 - 12:23PM



Track Rating: Good 4, Weather: Fine, Rail Position: +4m Entire, Sectional 605m

Table with columns: Section, Field Times, Position, #, Horse/Jockey, Barrier, Top Speed [km/h], Fastest Section, First 400m, L600, L400, L200, Margin, Distance Travelled From Winner [m]. Rows include horses like KING'S CAPITAL, HOLMES, BOLT BY, BELLINI MISS, BROOKLYN BOSS, IMPOSING SUSPECT, SANTELMO FUEGO, UNFAIR DISMISSAL, MASTER AT ARMS, BOLTED IN.

Scratched: The Art Of Flying (#4), Carisbrook (#7), Seeking Stardom (#15)

- [] Position in running at each section and finish
Saddle cloth number
-:-:- No data available at this section
DNF Did not finish
NA No data available
DNT Did not track
Background shading for fastest section



RACING SA

Morphettville SA
Race 2: SkyCity Handicap - 1800m
11 May 2024 - 12:23PM



Track Rating: Good 4, Weather: Fine, Rail Position: +4m Entire, Sectional 605m

Section

Field Times

Table with 3 columns: L600 (0:36.30), L400 (0:24.49), L200 (0:12.53) and their respective differences.

Main race results table with columns: Position, #, Horse/Jockey, Barrier, Top Speed [km/h], Fastest Section, First 400m, L600, L400, L200, Margin, Distance Travelled From Winner [m].

Scratched: The Art Of Flying (#4), Carisbrook (#7), Seeking Stardom (#15)

- Legend for symbols: [] Position in running at each section and finish, # Saddle cloth number, -:-:- No data available at this section, DNF Did not finish, NA No data available, DNT Did not track, Background shading for fastest section

Horse/Jockey Name	KING'S CAPITAL/Daniel Stackhouse
Finish Rank	1
Fastest Section Time (Section)	0:11.64 (L1600)
Top Speed [km/h] (Section)	63.0 (Overall)
Race State	Finished



Morphettville SA - Professional

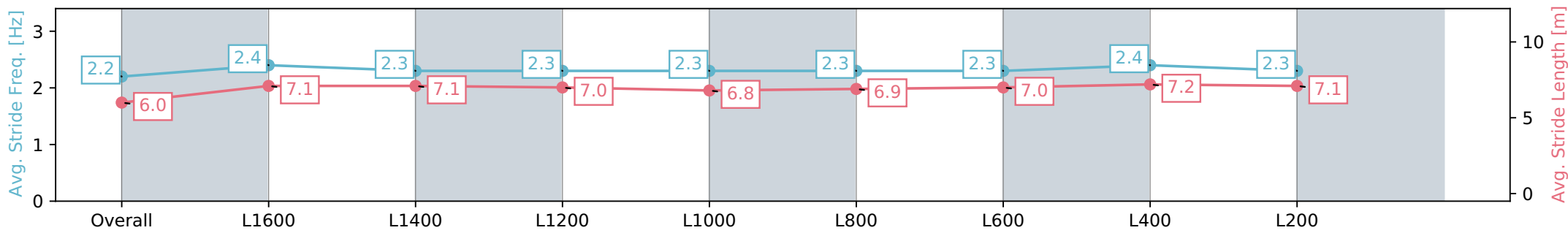
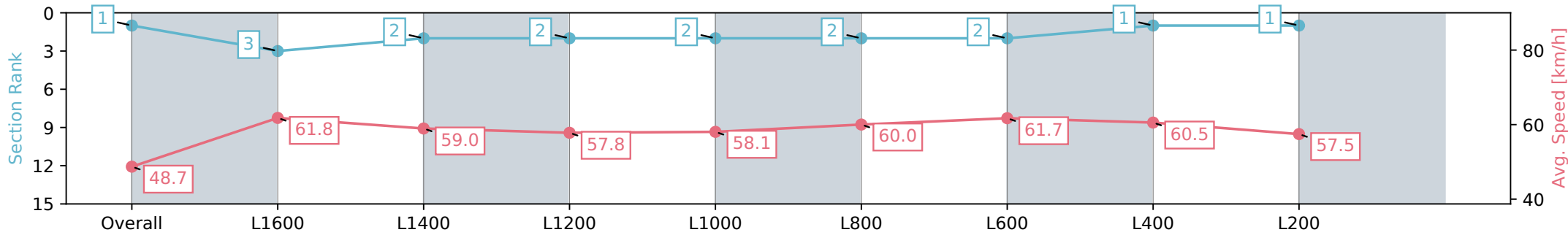
Race 2: SkyCity Handicap - 1800m

11 May 2024 - 12:23PM

Track Rating: Good 4, Weather: Fine, Rail Position: +4m Entire, Sectional 605m



Section	Overall	L1600	L1400	L1200	L1000	L800	L600	L400	L200
Section Times	1:52.10 [1] (0:14.80)	1:37.30 [3] (0:11.64)	1:25.66 [2] (0:12.34)	1:13.32 [2] (0:12.52)	1:00.80 [2] (0:12.41)	0:48.39 [2] (0:12.10)	0:36.29 [2] (0:11.80)	0:24.49 [1] (0:11.96)	0:12.53 [1] (0:12.53)
Average Speed [km/h]	48.7	61.8	59.0	57.8	58.1	60.0	61.7	60.5	57.5
Top Speed [km/h]	62.2	63.0	60.7	58.2	59.1	61.5	62.4	61.6	60.4
Avg. Dist. to Rail [m]	10.3	5.5	2.6	1.6	2.5	2.2	2.2	5.2	7.4
Avg. Stride Freq. [Hz]	2.2	2.4	2.3	2.3	2.3	2.3	2.3	2.4	2.3
Avg. Stride Length [m]	6.0	7.1	7.1	7.0	6.8	6.9	7.0	7.2	7.1



[] Ranking at each section and finish
 -:-:- No data available at this section
 NA No data available

Horse/Jockey Name	HOLMES/Blake Shinn
Finish Rank	2
Fastest Section Time (Section)	0:11.72 (L1600)
Top Speed [km/h] (Section)	62.2 (L800)
Race State	Finished



Morphettville SA - Professional

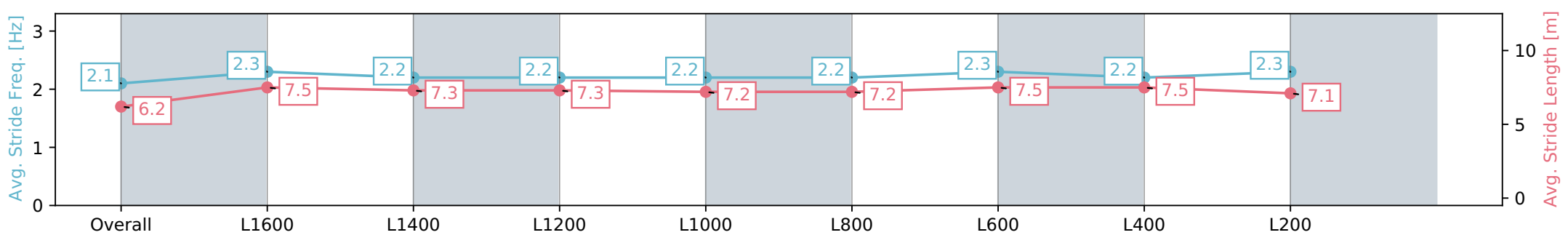
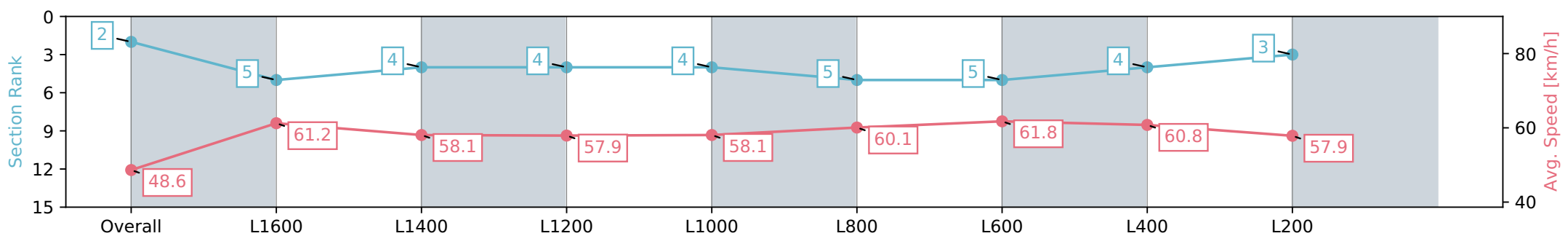
Race 2: SkyCity Handicap - 1800m

11 May 2024 - 12:23PM

Track Rating: Good 4, Weather: Fine, Rail Position: +4m Entire, Sectional 605m



Section	Overall	L1600	L1400	L1200	L1000	L800	L600	L400	L200
Section Times	1:52.18 [2] (0:14.83)	1:37.35 [5] (0:11.72)	1:25.63 [4] (0:12.54)	1:13.09 [4] (0:12.47)	1:00.62 [4] (0:12.40)	0:48.22 [5] (0:12.10)	0:36.12 [5] (0:11.77)	0:24.35 [4] (0:11.93)	0:12.42 [3] (0:12.42)
Average Speed [km/h]	48.6	61.2	58.1	57.9	58.1	60.1	61.8	60.8	57.9
Top Speed [km/h]	61.7	62.2	60.1	58.6	59.5	62.0	62.2	61.5	61.4
Avg. Dist. to Rail [m]	4.7	3.2	2.2	1.3	2.2	2.1	2.0	4.2	5.6
Avg. Stride Freq. [Hz]	2.1	2.3	2.2	2.2	2.2	2.2	2.3	2.2	2.3
Avg. Stride Length [m]	6.2	7.5	7.3	7.3	7.2	7.2	7.5	7.5	7.1



- [] Ranking at each section and finish
- :-:- No data available at this section
- NA No data available

Horse/Jockey Name	BOLT BY/Samuel Payne
Finish Rank	3
Fastest Section Time (Section)	0:11.72 (L1600)
Top Speed [km/h] (Section)	62.1 (Overall)
Race State	Finished



Morphettville SA - Professional

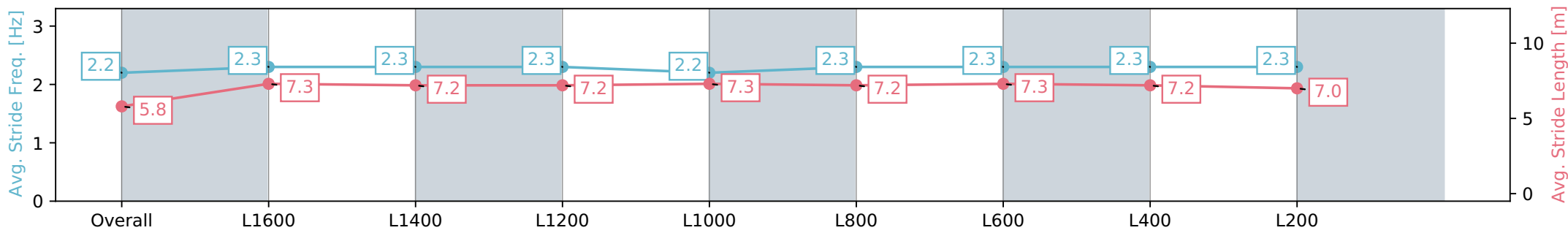
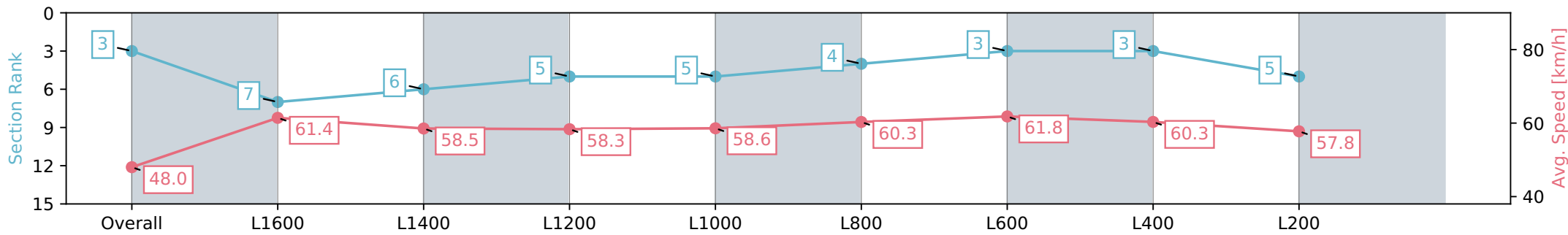
Race 2: SkyCity Handicap - 1800m

11 May 2024 - 12:23PM

Track Rating: Good 4, Weather: Fine, Rail Position: +4m Entire, Sectional 605m



Section	Overall	L1600	L1400	L1200	L1000	L800	L600	L400	L200
Section Times	1:52.29 [3] (0:15.00)	1:37.29 [7] (0:11.72)	1:25.57 [6] (0:12.48)	1:13.09 [5] (0:12.44)	1:00.65 [5] (0:12.28)	0:48.37 [4] (0:12.07)	0:36.30 [3] (0:11.81)	0:24.49 [3] (0:12.02)	0:12.47 [5] (0:12.47)
Average Speed [km/h]	48.0	61.4	58.5	58.3	58.6	60.3	61.8	60.3	57.8
Top Speed [km/h]	61.1	62.1	60.9	59.3	59.6	61.9	62.1	61.6	59.7
Avg. Dist. to Rail [m]	8.0	4.2	3.7	2.2	2.9	2.7	2.7	4.8	7.1
Avg. Stride Freq. [Hz]	2.2	2.3	2.3	2.3	2.2	2.3	2.3	2.3	2.3
Avg. Stride Length [m]	5.8	7.3	7.2	7.2	7.3	7.2	7.3	7.2	7.0



Report Created: Sat 11 May 2024 13:07:57 GMT+10 (Note: Timing is based on positional data)

- [] Ranking at each section and finish
- :-:- No data available at this section
- NA No data available



Horse/Jockey Name	BELLINI MISS/Beau Mertens
Finish Rank	4
Fastest Section Time (Section)	0:11.56 (L400)
Top Speed [km/h] (Section)	63.4 (L600)
Race State	Finished



Morphettville SA - Professional

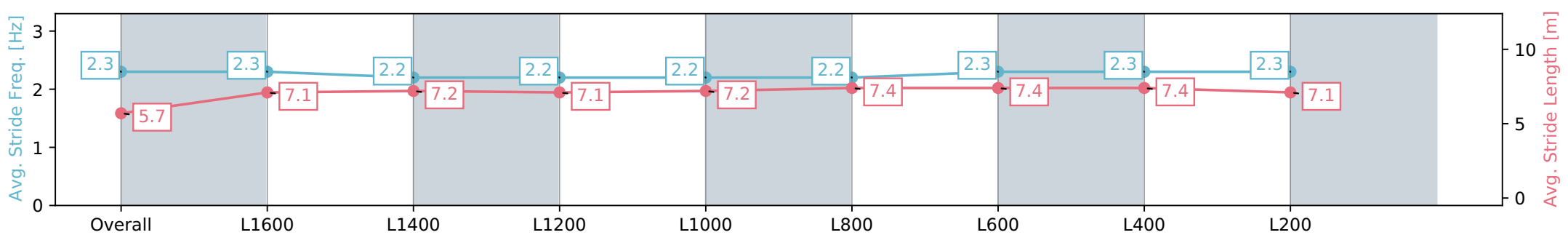
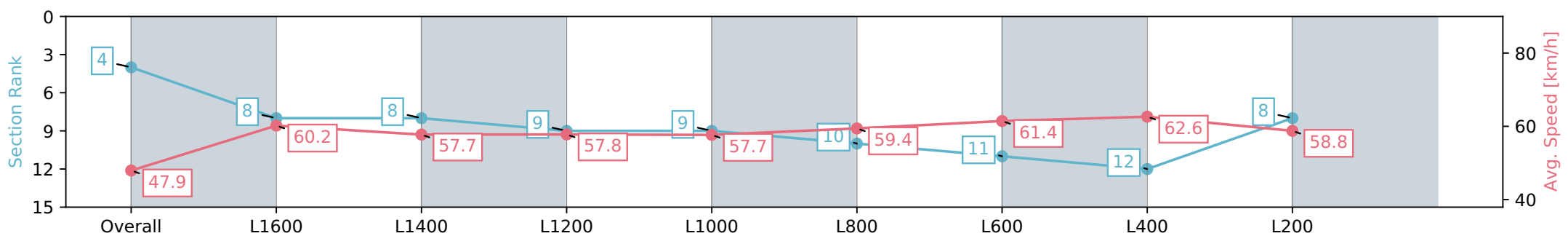
Race 2: SkyCity Handicap - 1800m

11 May 2024 - 12:23PM

Track Rating: Good 4, Weather: Fine, Rail Position: +4m Entire, Sectional 605m



Section	Overall	L1600	L1400	L1200	L1000	L800	L600	L400	L200
Section Times	1:52.40 [4] (0:15.01)	1:37.39 [8] (0:11.96)	1:25.43 [8] (0:12.56)	1:12.86 [9] (0:12.51)	1:00.35 [9] (0:12.48)	0:47.87 [10] (0:12.22)	0:35.65 [11] (0:11.85)	0:23.80 [12] (0:11.56)	0:12.24 [8] (0:12.24)
Average Speed [km/h]	47.9	60.2	57.7	57.8	57.7	59.4	61.4	62.6	58.8
Top Speed [km/h]	60.5	61.4	59.2	58.9	58.8	60.5	62.1	63.4	62.5
Avg. Dist. to Rail [m]	2.4	1.8	1.7	1.4	2.3	2.0	2.3	4.8	6.4
Avg. Stride Freq. [Hz]	2.3	2.3	2.2	2.2	2.2	2.2	2.3	2.3	2.3
Avg. Stride Length [m]	5.7	7.1	7.2	7.1	7.2	7.4	7.4	7.4	7.1



- [] Ranking at each section and finish
- :-:- No data available at this section
- NA No data available

Horse/Jockey Name	BROOKLYN BOSS/Damian Lane
Finish Rank	5
Fastest Section Time (Section)	0:11.79 (L1600)
Top Speed [km/h] (Section)	61.7 (L800)
Race State	Finished



Morphettville SA - Professional

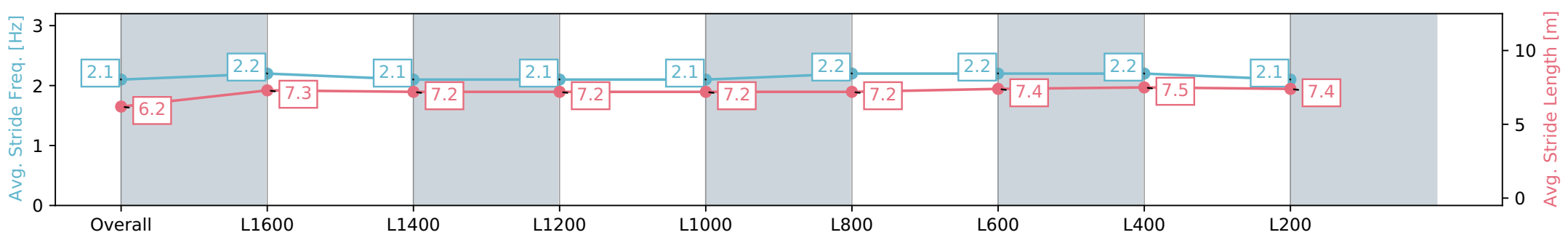
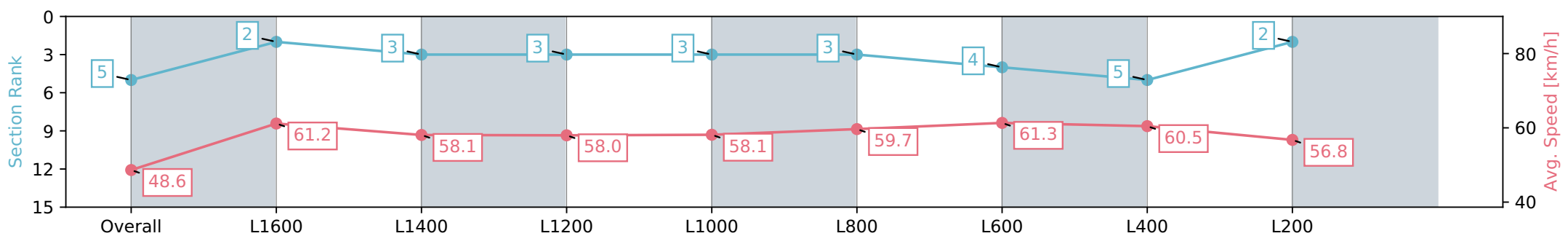
Race 2: SkyCity Handicap - 1800m

11 May 2024 - 12:23PM

Track Rating: Good 4, Weather: Fine, Rail Position: +4m Entire, Sectional 605m



Section	Overall	L1600	L1400	L1200	L1000	L800	L600	L400	L200
Section Times	1:52.44 [5] (0:14.75)	1:37.69 [2] (0:11.79)	1:25.90 [3] (0:12.48)	1:13.42 [3] (0:12.45)	1:00.97 [3] (0:12.41)	0:48.56 [3] (0:12.12)	0:36.44 [4] (0:11.83)	0:24.61 [5] (0:11.92)	0:12.69 [2] (0:12.69)
Average Speed [km/h]	48.6	61.2	58.1	58.0	58.1	59.7	61.3	60.5	56.8
Top Speed [km/h]	61.5	61.5	60.4	58.7	59.6	60.7	61.7	61.7	59.5
Avg. Dist. to Rail [m]	0.9	1.0	1.5	1.4	1.7	1.4	1.3	2.2	3.3
Avg. Stride Freq. [Hz]	2.1	2.2	2.1	2.1	2.1	2.2	2.2	2.2	2.1
Avg. Stride Length [m]	6.2	7.3	7.2	7.2	7.2	7.2	7.4	7.5	7.4



- [] Ranking at each section and finish
- :-:- No data available at this section
- NA No data available

Horse/Jockey Name	IMPOSING SUSPECT/Craig Williams
Finish Rank	6
Fastest Section Time (Section)	0:11.76 (L400)
Top Speed [km/h] (Section)	63.4 (L600)
Race State	Finished



Morphettville SA - Professional

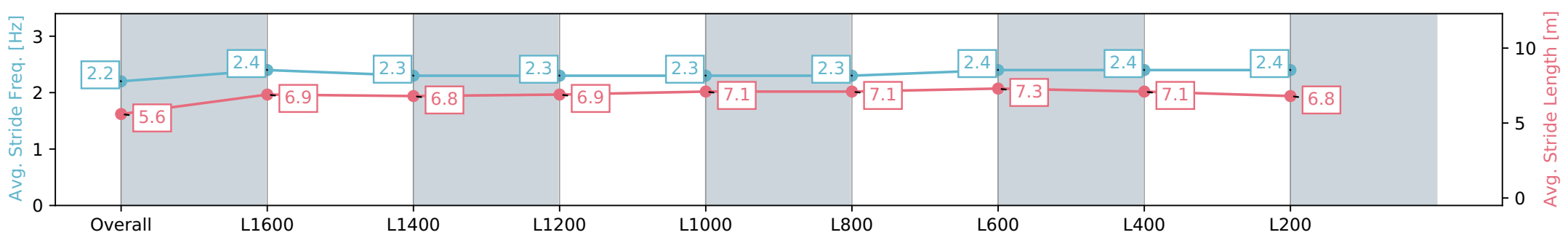
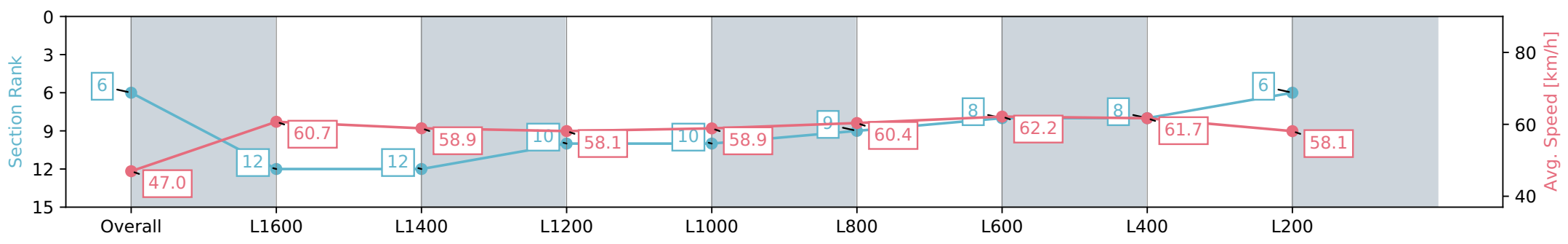
Race 2: SkyCity Handicap - 1800m

11 May 2024 - 12:23PM

Track Rating: Good 4, Weather: Fine, Rail Position: +4m Entire, Sectional 605m



Section	Overall	L1600	L1400	L1200	L1000	L800	L600	L400	L200
Section Times	1:52.47 [6] (0:15.37)	1:37.10 [12] (0:11.87)	1:25.23 [12] (0:12.38)	1:12.85 [10] (0:12.52)	1:00.33 [10] (0:12.25)	0:48.08 [9] (0:12.08)	0:36.00 [8] (0:11.84)	0:24.16 [8] (0:11.76)	0:12.40 [6] (0:12.40)
Average Speed [km/h]	47.0	60.7	58.9	58.1	58.9	60.4	62.2	61.7	58.1
Top Speed [km/h]	59.8	61.4	61.1	60.0	60.3	61.7	63.3	63.4	60.6
Avg. Dist. to Rail [m]	7.4	2.6	3.2	3.1	4.0	3.6	4.0	6.8	9.4
Avg. Stride Freq. [Hz]	2.2	2.4	2.3	2.3	2.3	2.3	2.4	2.4	2.4
Avg. Stride Length [m]	5.6	6.9	6.8	6.9	7.1	7.1	7.3	7.1	6.8



- [] Ranking at each section and finish
- :-:- No data available at this section
- NA No data available

Horse/Jockey Name	SANTELMO FUEGO/Jason Holder
Finish Rank	7
Fastest Section Time (Section)	0:11.77 (L400)
Top Speed [km/h] (Section)	63.6 (L600)
Race State	Finished



Morphettville SA - Professional

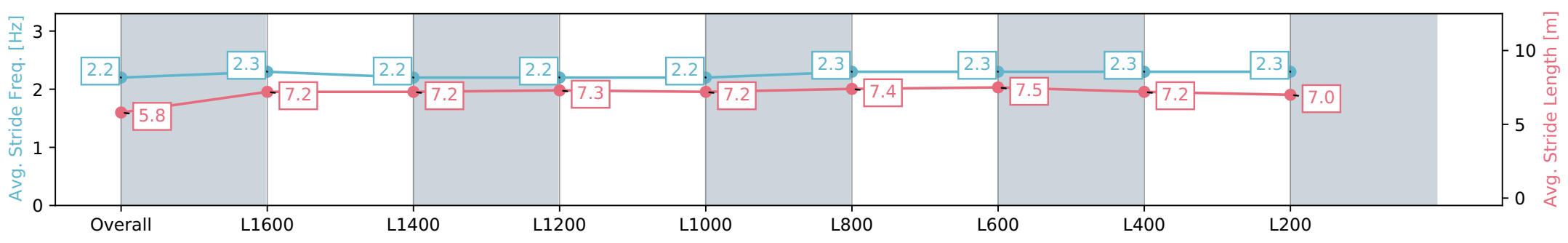
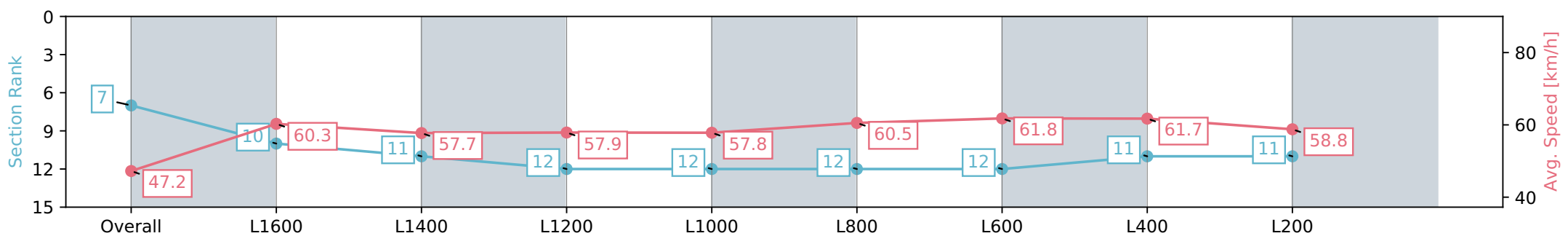
Race 2: SkyCity Handicap - 1800m

11 May 2024 - 12:23PM

Track Rating: Good 4, Weather: Fine, Rail Position: +4m Entire, Sectional 605m



Section	Overall	L1600	L1400	L1200	L1000	L800	L600	L400	L200
Section Times	1:52.62 [7] (0:15.26)	1:37.36 [10] (0:11.96)	1:25.40 [11] (0:12.56)	1:12.83 [12] (0:12.51)	1:00.32 [12] (0:12.44)	0:47.88 [12] (0:12.02)	0:35.86 [12] (0:11.83)	0:24.03 [11] (0:11.77)	0:12.26 [11] (0:12.26)
Average Speed [km/h]	47.2	60.3	57.7	57.9	57.8	60.5	61.8	61.7	58.8
Top Speed [km/h]	59.7	61.3	60.2	59.5	59.4	61.5	62.6	63.6	61.6
Avg. Dist. to Rail [m]	6.9	2.2	2.3	1.5	2.6	2.6	2.8	8.8	9.9
Avg. Stride Freq. [Hz]	2.2	2.3	2.2	2.2	2.2	2.3	2.3	2.3	2.3
Avg. Stride Length [m]	5.8	7.2	7.2	7.3	7.2	7.4	7.5	7.2	7.0



Report Created: Sat 11 May 2024 13:08:12 GMT+10 (Note: Timing is based on positional data)

- [] Ranking at each section and finish
- :-:- No data available at this section
- NA No data available

Horse/Jockey Name	UNFAIR DISMISSAL/Winona Costin
Finish Rank	8
Fastest Section Time (Section)	0:11.61 (L1600)
Top Speed [km/h] (Section)	64.4 (Overall)
Race State	Finished



Morphettville SA - Professional

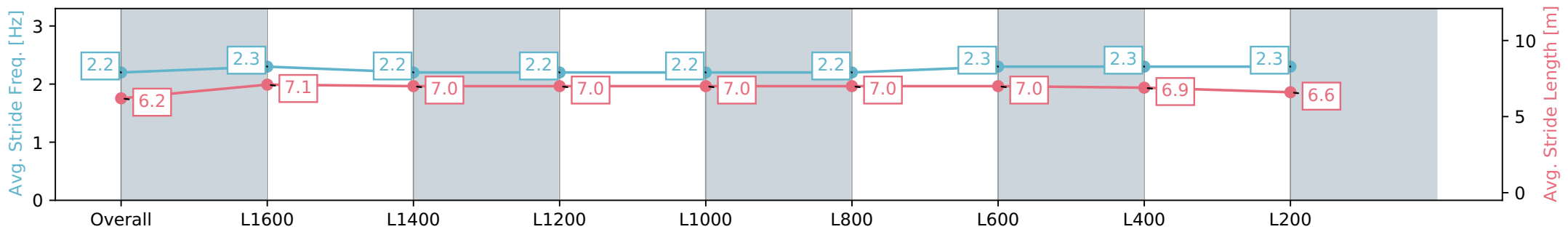
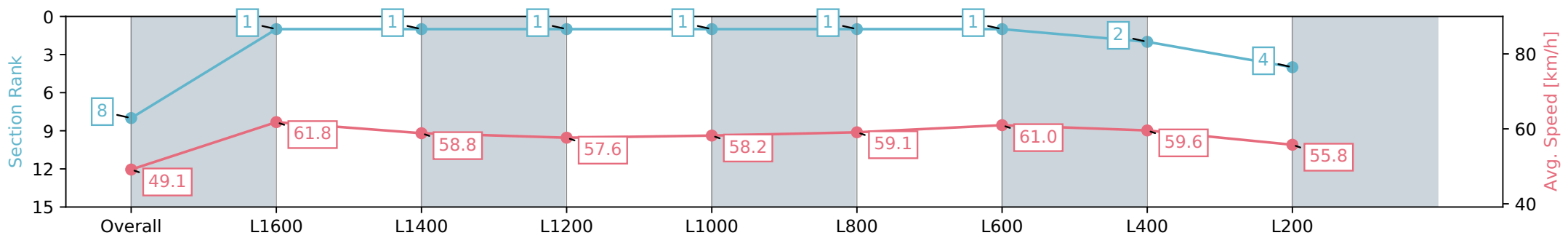
Race 2: SkyCity Handicap - 1800m

11 May 2024 - 12:23PM

Track Rating: Good 4, Weather: Fine, Rail Position: +4m Entire, Sectional 605m



Section	Overall	L1600	L1400	L1200	L1000	L800	L600	L400	L200
Section Times	1:52.69 [8] (0:14.68)	1:38.01 [1] (0:11.61)	1:26.40 [1] (0:12.31)	1:14.09 [1] (0:12.56)	1:01.53 [1] (0:12.37)	0:49.16 [1] (0:12.26)	0:36.90 [1] (0:11.89)	0:25.01 [2] (0:12.11)	0:12.90 [4] (0:12.90)
Average Speed [km/h]	49.1	61.8	58.8	57.6	58.2	59.1	61.0	59.6	55.8
Top Speed [km/h]	64.4	64.4	59.9	58.6	59.0	59.8	61.6	60.2	58.7
Avg. Dist. to Rail [m]	6.5	3.9	1.4	1.4	1.6	1.2	1.5	3.4	4.6
Avg. Stride Freq. [Hz]	2.2	2.3	2.2	2.2	2.2	2.2	2.3	2.3	2.3
Avg. Stride Length [m]	6.2	7.1	7.0	7.0	7.0	7.0	7.0	6.9	6.6



[] Ranking at each section and finish
 -:-:- No data available at this section
 NA No data available

Horse/Jockey Name	MASTER AT ARMS/Justin Potter
Finish Rank	9
Fastest Section Time (Section)	0:11.81 (L400)
Top Speed [km/h] (Section)	62.8 (L600)
Race State	Finished



Morphettville SA - Professional

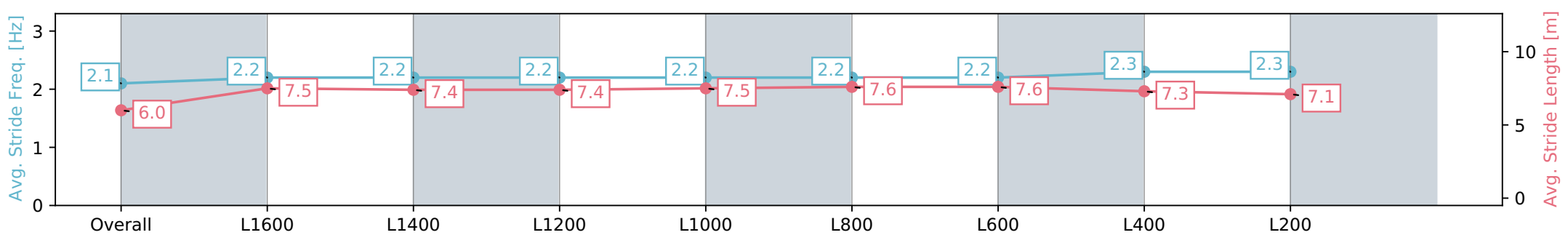
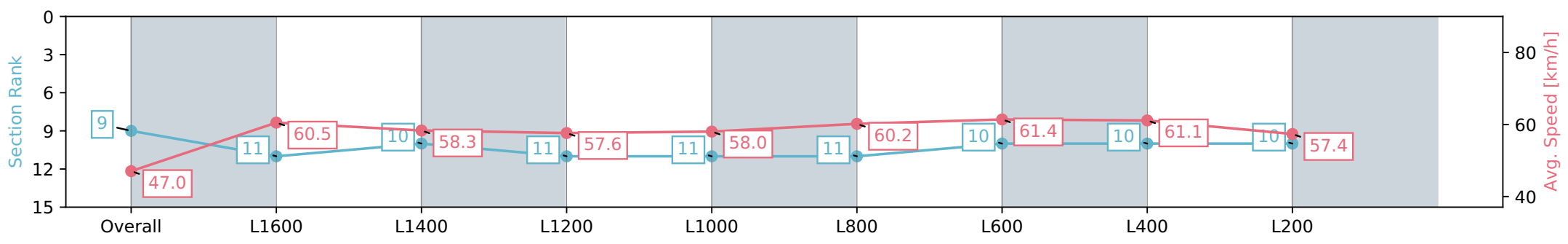
Race 2: SkyCity Handicap - 1800m

11 May 2024 - 12:23PM

Track Rating: Good 4, Weather: Fine, Rail Position: +4m Entire, Sectional 605m



Section	Overall	L1600	L1400	L1200	L1000	L800	L600	L400	L200
Section Times	1:52.86 [9] (0:15.32)	1:37.54 [11] (0:11.90)	1:25.64 [10] (0:12.41)	1:13.23 [11] (0:12.55)	1:00.68 [11] (0:12.41)	0:48.27 [11] (0:12.07)	0:36.20 [10] (0:11.84)	0:24.36 [10] (0:11.81)	0:12.55 [10] (0:12.55)
Average Speed [km/h]	47.0	60.5	58.3	57.6	58.0	60.2	61.4	61.1	57.4
Top Speed [km/h]	59.4	60.9	60.4	58.3	58.9	61.6	62.3	62.8	60.3
Avg. Dist. to Rail [m]	5.3	1.0	1.5	1.2	2.4	2.4	1.9	2.8	3.4
Avg. Stride Freq. [Hz]	2.1	2.2	2.2	2.2	2.2	2.2	2.2	2.3	2.3
Avg. Stride Length [m]	6.0	7.5	7.4	7.4	7.5	7.6	7.6	7.3	7.1



Report Created: Sat 11 May 2024 13:08:20 GMT+10 (Note: Timing is based on positional data)

- [] Ranking at each section and finish
- :-:- No data available at this section
- NA No data available

Horse/Jockey Name	BOLTED IN/Jacob Opperman
Finish Rank	10
Fastest Section Time (Section)	0:11.77 (L1600)
Top Speed [km/h] (Section)	62.5 (Overall)
Race State	Finished



Morphettville SA - Professional

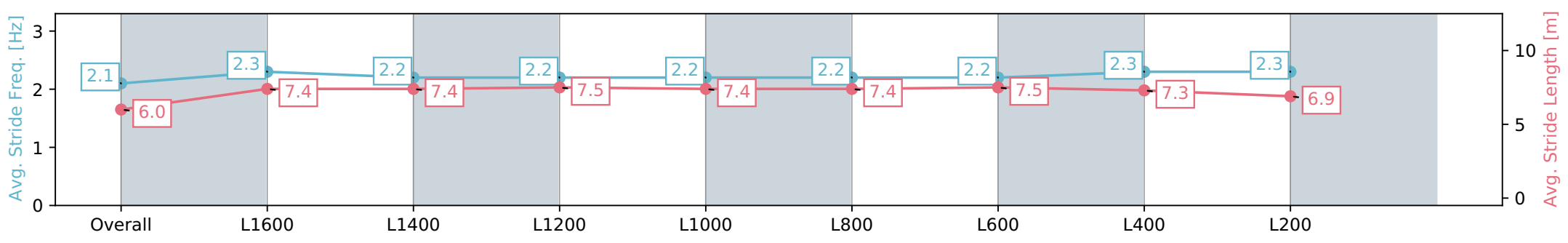
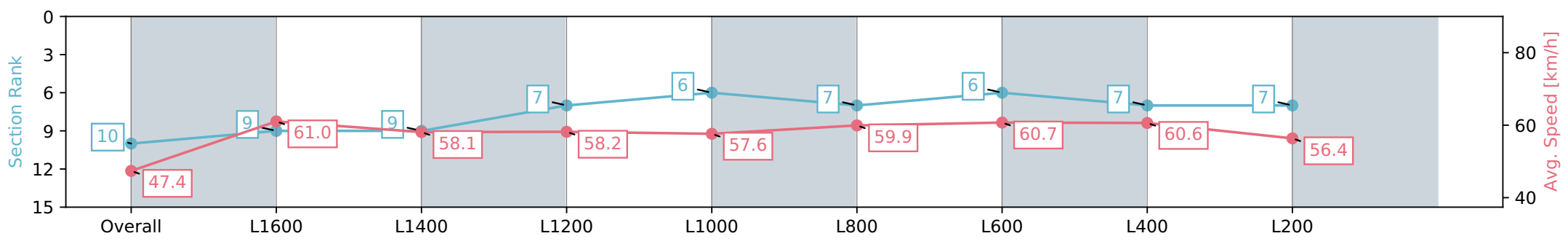
Race 2: SkyCity Handicap - 1800m

11 May 2024 - 12:23PM

Track Rating: Good 4, Weather: Fine, Rail Position: +4m Entire, Sectional 605m



Section	Overall	L1600	L1400	L1200	L1000	L800	L600	L400	L200
Section Times	1:52.90 [10] (0:15.22)	1:37.68 [9] (0:11.77)	1:25.91 [9] (0:12.41)	1:13.50 [7] (0:12.33)	1:01.17 [6] (0:12.49)	0:48.68 [7] (0:12.06)	0:36.62 [6] (0:11.93)	0:24.69 [7] (0:11.92)	0:12.77 [7] (0:12.77)
Average Speed [km/h]	47.4	61.0	58.1	58.2	57.6	59.9	60.7	60.6	56.4
Top Speed [km/h]	62.5	62.5	60.7	59.5	59.4	60.6	61.8	62.0	59.9
Avg. Dist. to Rail [m]	2.9	0.2	0.4	0.9	0.3	0.6	1.4	2.6	2.3
Avg. Stride Freq. [Hz]	2.1	2.3	2.2	2.2	2.2	2.2	2.2	2.3	2.3
Avg. Stride Length [m]	6.0	7.4	7.4	7.5	7.4	7.4	7.5	7.3	6.9



Report Created: Sat 11 May 2024 13:08:24 GMT+10 (Note: Timing is based on positional data)

- [] Ranking at each section and finish
- :-:- No data available at this section
- NA No data available

Horse/Jockey Name	BOND STREET BEAU/Todd Pannell
Finish Rank	11
Fastest Section Time (Section)	0:11.89 (L600)
Top Speed [km/h] (Section)	62.1 (L800)
Race State	Finished



Morphettville SA - Professional

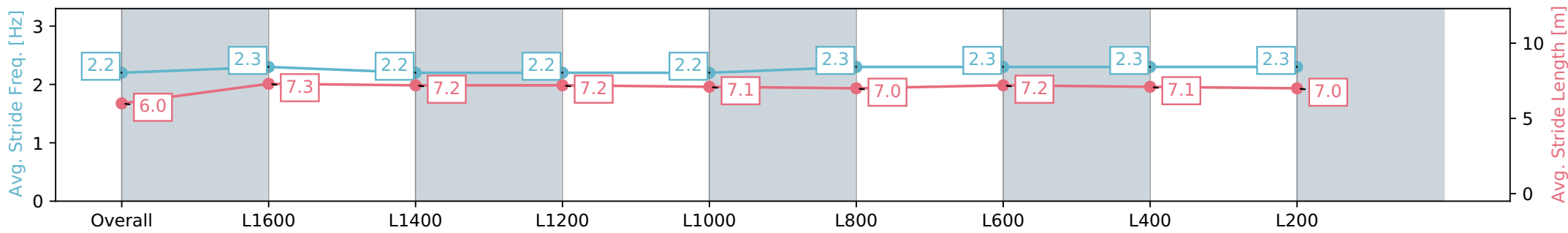
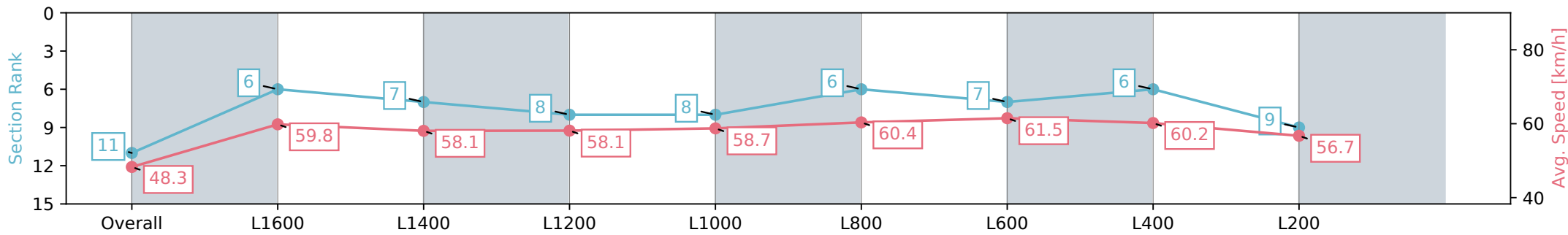
Race 2: SkyCity Handicap - 1800m

11 May 2024 - 12:23PM

Track Rating: Good 4, Weather: Fine, Rail Position: +4m Entire, Sectional 605m



Section	Overall	L1600	L1400	L1200	L1000	L800	L600	L400	L200
Section Times	1:52.92 [11] (0:14.92)	1:38.00 [6] (0:12.03)	1:25.97 [7] (0:12.54)	1:13.43 [8] (0:12.48)	1:00.95 [8] (0:12.24)	0:48.71 [6] (0:12.08)	0:36.63 [7] (0:11.89)	0:24.74 [6] (0:12.04)	0:12.70 [9] (0:12.70)
Average Speed [km/h]	48.3	59.8	58.1	58.1	58.7	60.4	61.5	60.2	56.7
Top Speed [km/h]	60.2	60.7	60.0	59.0	59.6	61.4	62.1	61.8	58.8
Avg. Dist. to Rail [m]	4.1	3.1	2.9	2.0	3.3	2.9	2.9	5.5	7.7
Avg. Stride Freq. [Hz]	2.2	2.3	2.2	2.2	2.2	2.3	2.3	2.3	2.3
Avg. Stride Length [m]	6.0	7.3	7.2	7.2	7.1	7.0	7.2	7.1	7.0



- [] Ranking at each section and finish
- :-:- No data available at this section
- NA No data available

Horse/Jockey Name	ENCIPHERING/Margaret Collett
Finish Rank	12
Fastest Section Time (Section)	0:11.83 (L1600)
Top Speed [km/h] (Section)	63.4 (Overall)
Race State	Finished



Morphettville SA - Professional

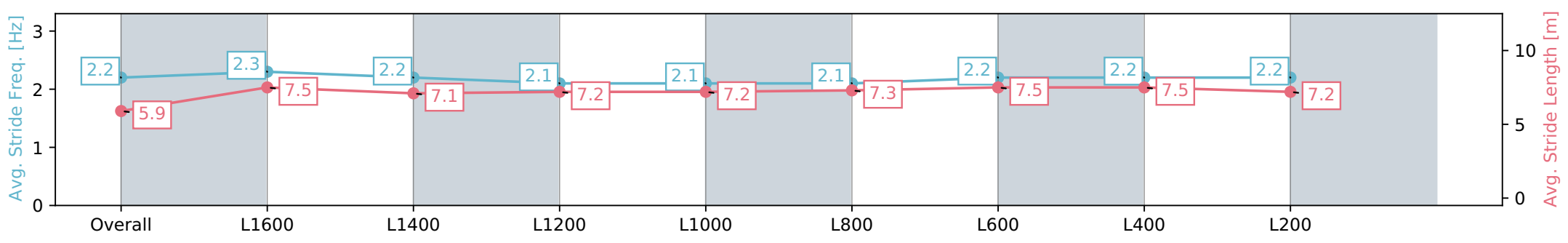
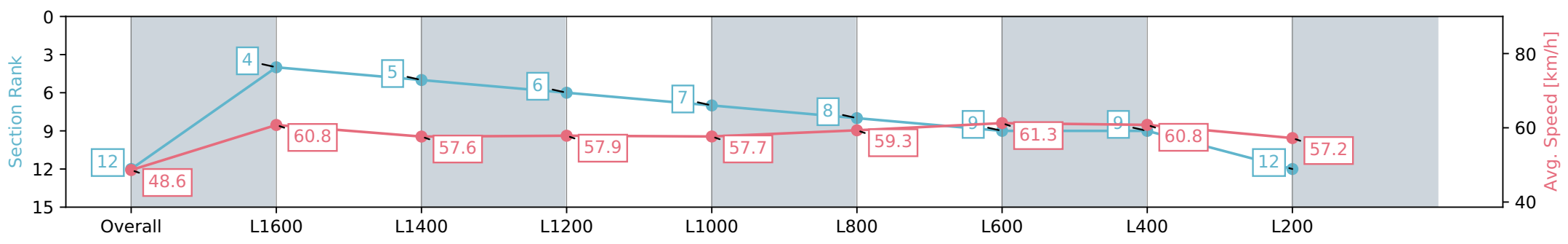
Race 2: SkyCity Handicap - 1800m

11 May 2024 - 12:23PM

Track Rating: Good 4, Weather: Fine, Rail Position: +4m Entire, Sectional 605m



Section	Overall	L1600	L1400	L1200	L1000	L800	L600	L400	L200
Section Times	1:52.95 [12] (0:14.82)	1:38.13 [4] (0:11.83)	1:26.30 [5] (0:12.63)	1:13.67 [6] (0:12.55)	1:01.12 [7] (0:12.48)	0:48.64 [8] (0:12.22)	0:36.42 [9] (0:11.91)	0:24.51 [9] (0:11.93)	0:12.58 [12] (0:12.57)
Average Speed [km/h]	48.6	60.8	57.6	57.9	57.7	59.3	61.3	60.8	57.2
Top Speed [km/h]	61.6	63.4	61.9	59.6	59.0	61.5	61.8	61.5	60.1
Avg. Dist. to Rail [m]	1.5	1.5	2.4	2.0	2.6	2.1	2.4	6.4	8.8
Avg. Stride Freq. [Hz]	2.2	2.3	2.2	2.1	2.1	2.1	2.2	2.2	2.2
Avg. Stride Length [m]	5.9	7.5	7.1	7.2	7.2	7.3	7.5	7.5	7.2



Report Created: Sat 11 May 2024 13:08:31 GMT+10 (Note: Timing is based on positional data)

- [] Ranking at each section and finish
- :-:- No data available at this section
- NA No data available