



RACING SA

# Morphettville SA

Race 7: Sportsbet Queen Elizabeth II Cup (Formerly Port Adelaide Cup) - 2500m

04 May 2024 - 3:25PM



Morphettville

Track Rating: Good 4, Weather: Fine, Rail Position: +2m 1200m-W/Post; True  
Remainder. Sectional 602m

Section													Overall	L2400	L2200	L2000	L1800	L1600		
Field Times													2:43.02	2:33.42	2:21.04	2:08.27	1:54.79	1:41.04		
													(0:09.60)	(0:12.38)	(0:12.77)	(0:13.48)	(0:13.74)	(0:13.79)		
Position	#	Horse/Jockey	Barrier	Top Speed [km/h]	Fastest Section	First 400m												Distance Travelled From Winner [m]		
1	2	<b>THE MAP</b>	1	63.2	0:09.95	0:28.95	2:43.02	2:33.07 [6]	2:20.50 [5]	2:07.61 [6]	1:53.82 [7]	1:39.99 [7]								
		Jamie Kah		400-200	2400-2200		(0:09.95)	(0:12.56)	(0:12.89)	(0:13.79)	(0:13.83)	(0:13.72)								
2	6	<b>CRIMSON VINE</b>	10	61.5	0:09.65	0:28.32	2:43.62	2:33.97 [4]	2:21.64 [2]	2:08.87 [1]	1:55.39 [1]	1:41.65 [1]						-3		
		Jacob Opperman		600-400	2400-2200		(0:09.65)	(0:12.33)	(0:12.77)	(0:13.48)	(0:13.74)	(0:13.79)								
3	1	<b>FIRST IMMORTAL</b>	4	62.6	0:09.73	0:28.96	2:43.84	2:34.11 [5]	2:21.28 [6]	2:08.50 [5]	1:55.10 [4]	1:41.30 [4]						+4		
		Blake Shinn		800-600	2400-2200		(0:09.73)	(0:12.83)	(0:12.78)	(0:13.40)	(0:13.80)	(0:13.71)								
4	5	<b>LAKE'S FOLLY</b>	5	63.1	0:09.98	0:29.16	2:44.28	2:34.30 [7]	2:21.55 [8]	2:08.66 [8]	1:54.98 [8]	1:41.17 [8]						+4		
		Jessica Eaton		1000-800	2400-2200		(0:09.98)	(0:12.75)	(0:12.89)	(0:13.68)	(0:13.81)	(0:13.68)								
5	4	<b>DISAGREEABLE MISS</b>	9	61.0	0:09.61	0:28.42	2:44.28	2:34.67 [2]	2:22.30 [1]	2:09.36 [2]	1:55.77 [3]	1:41.91 [3]						-5		
		Kayla Crowther		600-400	2400-2200		(0:09.61)	(0:12.37)	(0:12.94)	(0:13.59)	(0:13.86)	(0:13.81)								
6	10	<b>SHARMA PRINCESS</b>	2	61.5	0:09.61	0:28.64	2:45.20	2:35.59 [3]	2:22.99 [4]	2:10.10 [4]	1:56.39 [5]	1:42.54 [5]						-1		
		Anna Jordsjo		1000-800	2400-2200		(0:09.61)	(0:12.60)	(0:12.89)	(0:13.71)	(0:13.85)	(0:13.71)								
7	9	<b>SPACE EQUITY</b>	3	62.7	0:10.24	0:29.47	2:45.64	2:35.40 [9]	2:22.54 [9]	2:09.64 [9]	1:56.10 [9]	1:42.35 [9]						-2		
		Dylan Caboche		1000-800	2400-2200		(0:10.24)	(0:12.86)	(0:12.90)	(0:13.54)	(0:13.75)	(0:13.81)								
8	7	<b>WOLF PRINCE</b>	6	62.0	0:10.05	0:29.05	2:45.69	2:35.64 [8]	2:23.10 [7]	2:10.27 [7]	1:56.75 [6]	1:42.94 [6]						+2		
		Ben Price		1000-800	2400-2200		(0:10.05)	(0:12.54)	(0:12.83)	(0:13.52)	(0:13.81)	(0:13.72)								
9	8	<b>MAPUTO</b>	7	62.4	0:09.60	0:28.62	2:45.77	2:36.17 [1]	2:23.61 [3]	2:10.82 [3]	1:57.48 [2]	1:43.69 [2]						+4		
		Dom Tourneur		1000-800	2400-2200		(0:09.60)	(0:12.56)	(0:12.79)	(0:13.34)	(0:13.79)	(0:13.71)								

Scratched: Aberfeldie Boy (#3)

- [ ] Position in running at each section and finish
- # Saddle cloth number
- :-:- No data available at this section
- DNF Did not finish
- NA No data available
- DNT Did not track
- █ Background shading for fastest section



# Morphettville SA

Race 7: Sportsbet Queen Elizabeth II Cup (Formerly Port Adelaide Cup) - 2500m

04 May 2024 - 3:25PM



Track Rating: Good 4, Weather: Fine, Rail Position: +2m 1200m-W/Post; True  
Remainder. Sectional 602m

Section																				
Field Times													L1400	L1200	L1000	L800	L600	L400		
													1:27.25	1:13.19	1:00.02	0:48.23	0:36.21	0:23.89		
													(0:14.07)	(0:13.17)	(0:11.79)	(0:12.01)	(0:12.33)	(0:11.94)		
Position	#	Horse/Jockey	Barrier	Top Speed [km/h]	Fastest Section	First 400m												Margin		
1	2	<b>THE MAP</b>	1	63.2	0:09.95	0:28.95	1:26.27 [7]	1:12.40 [7]	0:59.24 [7]	0:47.40 [7]	0:35.58 [6]	0:23.60 [5]	2:43.02							
		Jamie Kah		400-200	2400-2200		(0:13.87)	(0:13.16)	(0:11.84)	(0:11.82)	(0:11.98)	(0:11.65)								
2	6	<b>CRIMSON VINE</b>	10	61.5	0:09.65	0:28.32	1:27.86 [1]	1:13.79 [1]	1:00.43 [3]	0:48.47 [3]	0:36.48 [3]	0:24.49 [1]	3.7L	-3						
		Jacob Opperman		600-400	2400-2200		(0:14.07)	(0:13.36)	(0:11.96)	(0:11.99)	(0:11.99)	(0:12.00)								
3	1	<b>FIRST IMMORTAL</b>	4	62.6	0:09.73	0:28.96	1:27.59 [4]	1:13.58 [4]	1:00.29 [5]	0:48.50 [4]	0:36.58 [4]	0:24.63 [2]	5.0L	+4						
		Blake Shinn		800-600	2400-2200		(0:14.01)	(0:13.28)	(0:11.79)	(0:11.92)	(0:11.95)	(0:12.11)								
4	5	<b>LAKE'S FOLLY</b>	5	63.1	0:09.98	0:29.16	1:27.49 [8]	1:13.51 [8]	1:00.22 [8]	0:48.36 [8]	0:36.52 [8]	0:24.46 [7]	7.7L	+4						
		Jessica Eaton		1000-800	2400-2200		(0:13.98)	(0:13.28)	(0:11.86)	(0:11.84)	(0:12.06)	(0:12.10)								
5	4	<b>DISAGREEABLE MISS</b>	9	61.0	0:09.61	0:28.42	1:28.10 [3]	1:14.15 [3]	1:00.94 [4]	0:48.90 [5]	0:36.86 [5]	0:24.75 [6]	7.7L	-5						
		Kayla Crowther		600-400	2400-2200		(0:13.95)	(0:13.21)	(0:12.04)	(0:12.04)	(0:12.11)	(0:12.24)								
6	10	<b>SHARMA PRINCESS</b>	2	61.5	0:09.61	0:28.64	1:28.83 [5]	1:14.87 [5]	1:01.55 [6]	0:49.61 [6]	0:37.55 [7]	0:25.33 [8]	13.3L	-1						
		Anna Jordsjo		1000-800	2400-2200		(0:13.96)	(0:13.32)	(0:11.94)	(0:12.06)	(0:12.22)	(0:12.38)								
7	9	<b>SPACE EQUITY</b>	3	62.7	0:10.24	0:29.47	1:28.54 [9]	1:14.72 [9]	1:01.49 [9]	0:49.62 [9]	0:37.71 [9]	0:25.44 [9]	16.0L	-2						
		Dylan Caboche		1000-800	2400-2200		(0:13.82)	(0:13.23)	(0:11.87)	(0:11.91)	(0:12.27)	(0:12.44)								
8	7	<b>WOLF PRINCE</b>	6	62.0	0:10.05	0:29.05	1:29.22 [6]	1:15.28 [6]	1:02.69 [1]	0:50.90 [1]	0:38.89 [1]	0:26.37 [4]	16.3L	+2						
		Ben Price		1000-800	2400-2200		(0:13.94)	(0:12.59)	(0:11.79)	(0:12.01)	(0:12.52)	(0:13.11)								
9	8	<b>MAPUTO</b>	7	62.4	0:09.60	0:28.62	1:29.98 [2]	1:15.92 [2]	1:02.72 [2]	0:50.81 [2]	0:38.83 [2]	0:26.51 [3]	16.8L	+4						
		Dom Tourneur		1000-800	2400-2200		(0:14.06)	(0:13.20)	(0:11.91)	(0:11.98)	(0:12.32)	(0:12.92)								

Scratched: Aberfeldie Boy (#3)

- [ ] Position in running at each section and finish
- # Saddle cloth number
- :-:- No data available at this section
- DNF Did not finish
- NA No data available
- DNT Did not track
- █ Background shading for fastest section



RACING SA

# Morphettville SA

Race 7: Sportsbet Queen Elizabeth II Cup (Formerly Port Adelaide Cup) - 2500m

04 May 2024 - 3:25PM



Track Rating: Good 4, Weather: Fine, Rail Position: +2m 1200m-W/Post; True  
Remainder. Sectional 602m

Section L200  
Field Times 0:11.95  
(0:11.95)

Position	#	Horse/Jockey	Barrier	Top Speed [km/h]	Fastest Section	First 400m	Margin
1	2	<b>THE MAP</b> Jamie Kah	1	63.2 400-200	0:09.95 2400-2200	0:28.95 0:11.95 [1] (0:11.95)	2:43.02
2	6	<b>CRIMSON VINE</b> Jacob Opperman	10	61.5 600-400	0:09.65 2400-2200	0:28.32 0:12.49 [2] (0:12.49)	3.7L -3
3	1	<b>FIRST IMMORTAL</b> Blake Shinn	4	62.6 800-600	0:09.73 2400-2200	0:28.96 0:12.52 [3] (0:12.52)	5.0L +4
4	5	<b>LAKE'S FOLLY</b> Jessica Eaton	5	63.1 1000-800	0:09.98 2400-2200	0:29.16 0:12.36 [5] (0:12.36)	7.7L +4
5	4	<b>DISAGREEABLE MISS</b> Kayla Crowther	9	61.0 600-400	0:09.61 2400-2200	0:28.42 0:12.51 [4] (0:12.51)	7.7L -5
6	10	<b>SHARMA PRINCESS</b> Anna Jordsjo	2	61.5 1000-800	0:09.61 2400-2200	0:28.64 0:12.95 [7] (0:12.95)	13.3L -1
7	9	<b>SPACE EQUITY</b> Dylan Caboche	3	62.7 1000-800	0:10.24 2400-2200	0:29.47 0:13.00 [9] (0:13.00)	16.0L -2
8	7	<b>WOLF PRINCE</b> Ben Price	6	62.0 1000-800	0:10.05 2400-2200	0:29.05 0:13.26 [8] (0:13.26)	16.3L +2
9	8	<b>MAPUTO</b> Dom Tourneur	7	62.4 1000-800	0:09.60 2400-2200	0:28.62 0:13.59 [6] (0:13.59)	16.8L +4

Scratched: Aberfeldie Boy (#3)

- [ ] Position in running at each section and finish
- # Saddle cloth number
- :-:- No data available at this section
- DNF Did not finish
- NA No data available
- DNT Did not track
- █ Background shading for fastest section

Horse/Jockey Name	THE MAP/Jamie Kah
Finish Rank	1
Fastest Section Time (Section)	0:09.95 (Overall)
Top Speed [km/h] (Section)	63.2 (L600)
Race State	Finished



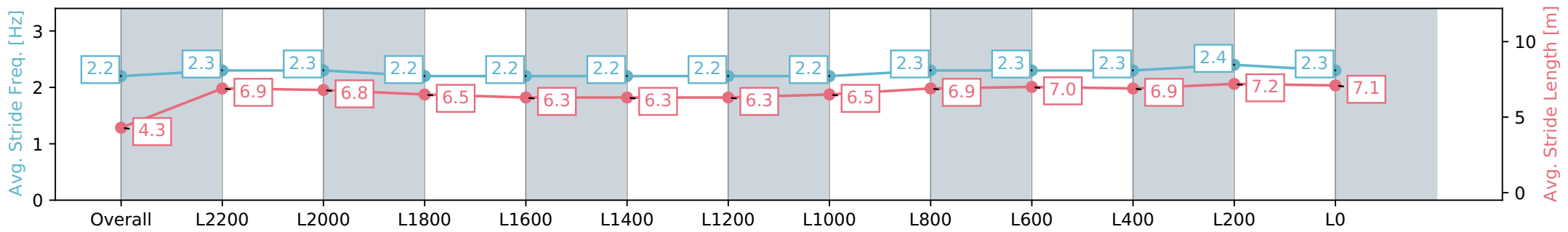
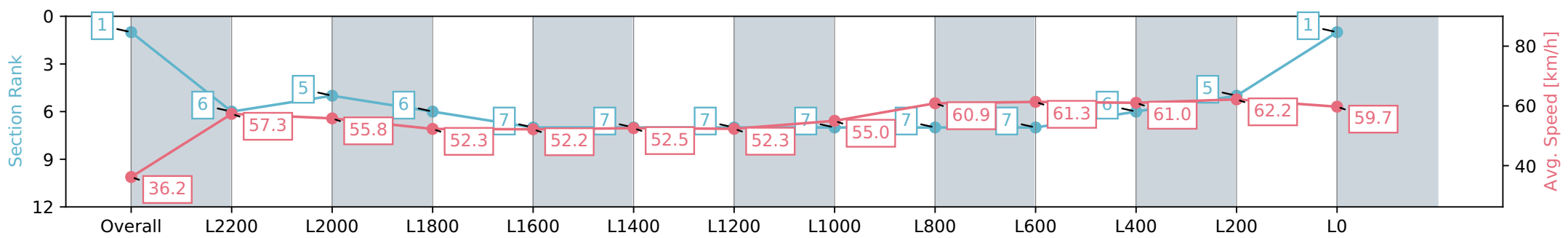
Morphettville SA - Professional  
 Race 7: Sportsbet Queen Elizabeth II Cup (Formerly Port Adelaide Cup) - 2500m



04 May 2024 - 3:25PM

Track Rating: Good 4, Weather: Fine, Rail Position: +2m 1200m-W/ Post; True Remainder. Sectional 602m

Section	Overall	L2200	L2000	L1800	L1600	L1400	L1200	L1000	L800	L600	L400	L200	L0
Section Times	2:43.02 [1] (0:09.95)	2:33.07 [6] (0:12.56)	2:20.50 [5] (0:12.89)	2:07.61 [6] (0:13.79)	1:53.82 [7] (0:13.83)	1:39.99 [7] (0:13.72)	1:26.27 [7] (0:13.87)	1:12.40 [7] (0:13.16)	0:59.24 [7] (0:11.84)	0:47.40 [7] (0:11.82)	0:35.58 [6] (0:11.98)	0:23.60 [5] (0:11.65)	0:11.95 [1] (0:11.95)
Average Speed [km/h]	36.2	57.3	55.8	52.3	52.2	52.5	52.3	55.0	60.9	61.3	61.0	62.2	59.7
Top Speed [km/h]	54.8	58.3	56.7	55.3	53.0	53.9	53.6	57.4	62.3	62.5	62.2	63.2	62.5
Avg. Dist. to Rail [m]	2.7	0.2	0.3	0.7	1.2	1.2	2.1	1.3	2.4	2.4	3.0	4.4	6.6
Avg. Stride Freq. [Hz]	2.2	2.3	2.3	2.2	2.2	2.2	2.2	2.2	2.3	2.3	2.3	2.4	2.3
Avg. Stride Length [m]	4.3	6.9	6.8	6.5	6.3	6.3	6.3	6.5	6.9	7.0	6.9	7.2	7.1



Report Created: Sat 04 May 2024 16:17:34 GMT+10 (Note: Timing is based on positional data)

- [ ] Ranking at each section and finish
- :-:- No data available at this section
- NA No data available

Horse/Jockey Name	CRIMSON VINE/Jacob Opperman
Finish Rank	2
Fastest Section Time (Section)	0:09.65 (Overall)
Top Speed [km/h] (Section)	61.5 (L800)
Race State	Finished



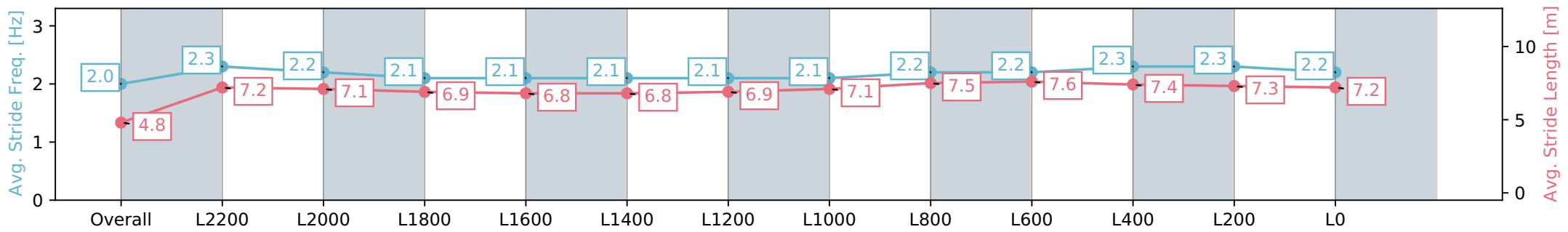
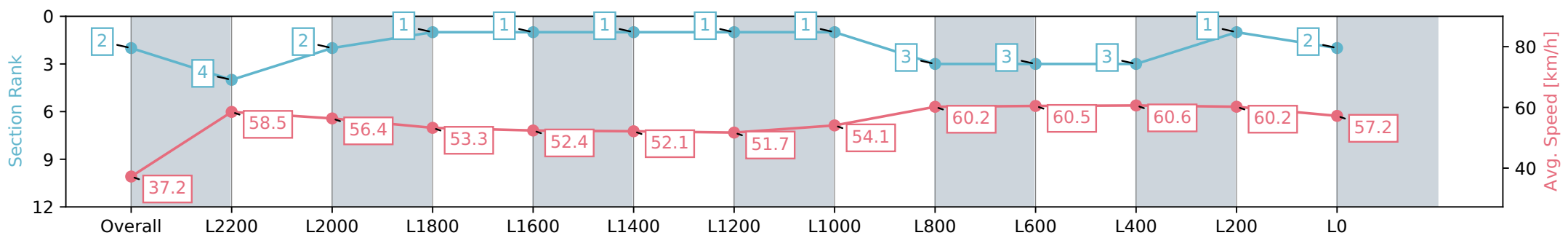
Morphettville SA - Professional  
 Race 7: Sportsbet Queen Elizabeth II Cup (Formerly Port Adelaide Cup) - 2500m



04 May 2024 - 3:25PM

Track Rating: Good 4, Weather: Fine, Rail Position: +2m 1200m-W/ Post; True Remainder. Sectional 602m

Section	Overall	L2200	L2000	L1800	L1600	L1400	L1200	L1000	L800	L600	L400	L200	L0
Section Times	2:43.62 [2] (0:09.65)	2:33.97 [4] (0:12.33)	2:21.64 [2] (0:12.77)	2:08.87 [1] (0:13.48)	1:55.39 [1] (0:13.74)	1:41.65 [1] (0:13.79)	1:27.86 [1] (0:14.07)	1:13.79 [1] (0:13.36)	1:00.43 [3] (0:11.96)	0:48.47 [3] (0:11.99)	0:36.48 [3] (0:11.99)	0:24.49 [1] (0:12.00)	0:12.49 [2] (0:12.49)
Average Speed [km/h]	37.2	58.5	56.4	53.3	52.4	52.1	51.7	54.1	60.2	60.5	60.6	60.2	57.2
Top Speed [km/h]	58.4	59.5	57.3	55.2	53.6	53.1	52.8	58.0	61.4	61.4	61.5	61.4	60.5
Avg. Dist. to Rail [m]	8.8	2.3	0.4	0.7	0.2	1.1	2.3	0.9	1.8	1.9	2.0	3.4	4.9
Avg. Stride Freq. [Hz]	2.0	2.3	2.2	2.1	2.1	2.1	2.1	2.1	2.2	2.2	2.3	2.3	2.2
Avg. Stride Length [m]	4.8	7.2	7.1	6.9	6.8	6.8	6.9	7.1	7.5	7.6	7.4	7.3	7.2



Report Created: Sat 04 May 2024 16:17:39 GMT+10 (Note: Timing is based on positional data)

- [ ] Ranking at each section and finish
- :-:- No data available at this section
- NA No data available

Horse/Jockey Name	FIRST IMMORTAL/Blake Shinn
Finish Rank	3
Fastest Section Time (Section)	0:09.73 (Overall)
Top Speed [km/h] (Section)	62.6 (L1000)
Race State	Finished



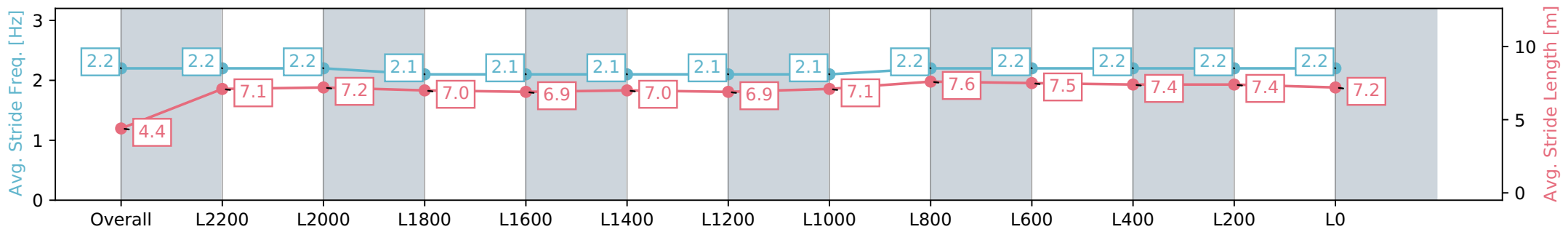
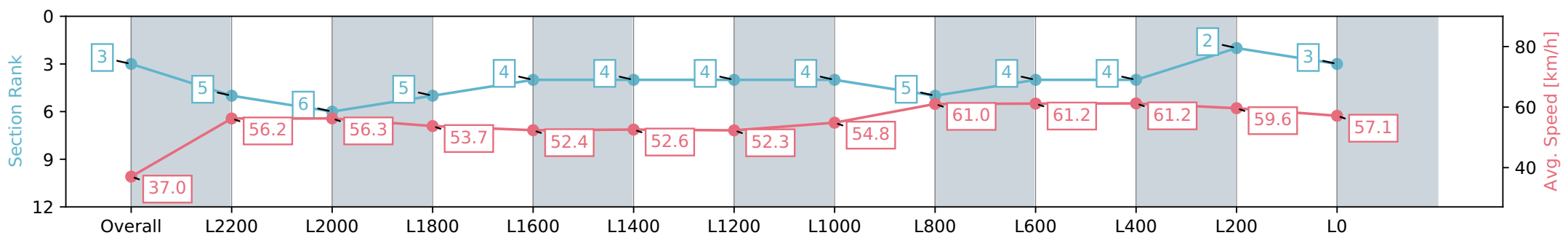
Morphettville SA - Professional  
 Race 7: Sportsbet Queen Elizabeth II Cup (Formerly Port Adelaide Cup) - 2500m



04 May 2024 - 3:25PM

Track Rating: Good 4, Weather: Fine, Rail Position: +2m 1200m-W/ Post; True Remainder. Sectional 602m

Section	Overall	L2200	L2000	L1800	L1600	L1400	L1200	L1000	L800	L600	L400	L200	L0
Section Times	2:43.84 [3] (0:09.73)	2:34.11 [5] (0:12.83)	2:21.28 [6] (0:12.78)	2:08.50 [5] (0:13.40)	1:55.10 [4] (0:13.80)	1:41.30 [4] (0:13.71)	1:27.59 [4] (0:14.01)	1:13.58 [4] (0:13.28)	1:00.29 [5] (0:11.79)	0:48.50 [4] (0:11.92)	0:36.58 [4] (0:11.95)	0:24.63 [2] (0:12.11)	0:12.52 [3] (0:12.52)
Average Speed [km/h]	37.0	56.2	56.3	53.7	52.4	52.6	52.3	54.8	61.0	61.2	61.2	59.6	57.1
Top Speed [km/h]	54.2	57.2	56.9	57.1	53.1	53.6	53.8	58.3	62.4	62.6	62.5	61.5	58.9
Avg. Dist. to Rail [m]	4.0	0.5	0.3	0.2	1.5	2.8	4.3	3.0	3.6	3.3	3.0	2.8	0.5
Avg. Stride Freq. [Hz]	2.2	2.2	2.2	2.1	2.1	2.1	2.1	2.1	2.2	2.2	2.2	2.2	2.2
Avg. Stride Length [m]	4.4	7.1	7.2	7.0	6.9	7.0	6.9	7.1	7.6	7.5	7.4	7.4	7.2



- [ ] Ranking at each section and finish
- :-:- No data available at this section
- NA No data available

Horse/Jockey Name	LAKE'S FOLLY/Jessica Eaton
Finish Rank	4
Fastest Section Time (Section)	0:09.98 (Overall)
Top Speed [km/h] (Section)	63.1 (L1200)
Race State	Finished



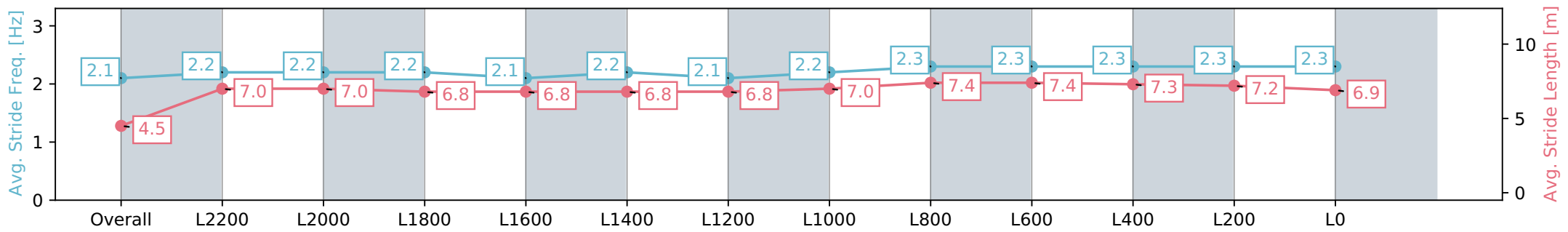
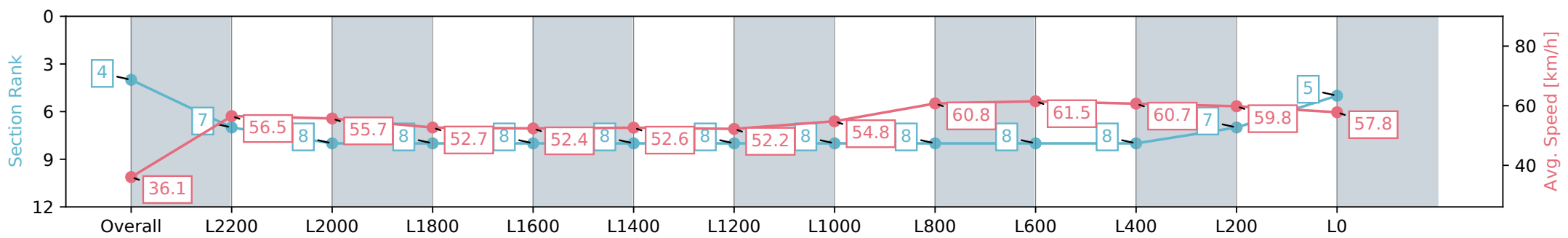
Morphettville SA - Professional  
 Race 7: Sportsbet Queen Elizabeth II Cup (Formerly Port Adelaide Cup) - 2500m



04 May 2024 - 3:25PM

Track Rating: Good 4, Weather: Fine, Rail Position: +2m 1200m-W/ Post; True Remainder. Sectional 602m

Section	Overall	L2200	L2000	L1800	L1600	L1400	L1200	L1000	L800	L600	L400	L200	L0
Section Times	2:44.28 [4] (0:09.98)	2:34.30 [7] (0:12.75)	2:21.55 [8] (0:12.89)	2:08.66 [8] (0:13.68)	1:54.98 [8] (0:13.81)	1:41.17 [8] (0:13.68)	1:27.49 [8] (0:13.98)	1:13.51 [8] (0:13.28)	1:00.22 [8] (0:11.86)	0:48.36 [8] (0:11.84)	0:36.52 [8] (0:12.06)	0:24.46 [7] (0:12.10)	0:12.36 [5] (0:12.36)
Average Speed [km/h]	36.1	56.5	55.7	52.7	52.4	52.6	52.2	54.8	60.8	61.5	60.7	59.8	57.8
Top Speed [km/h]	53.9	57.5	56.2	55.2	53.0	53.9	54.3	55.7	63.1	62.7	61.2	60.3	59.8
Avg. Dist. to Rail [m]	4.0	0.2	0.7	0.5	1.8	2.3	3.4	3.0	3.4	3.2	3.1	5.5	8.6
Avg. Stride Freq. [Hz]	2.1	2.2	2.2	2.2	2.1	2.2	2.1	2.2	2.3	2.3	2.3	2.3	2.3
Avg. Stride Length [m]	4.5	7.0	7.0	6.8	6.8	6.8	6.8	7.0	7.4	7.4	7.3	7.2	6.9



Report Created: Sat 04 May 2024 16:17:48 GMT+10 (Note: Timing is based on positional data)

- [ ] Ranking at each section and finish
- :-:- No data available at this section
- NA No data available

Horse/Jockey Name	DISAGREEABLE MISS/Kayla Crowther
Finish Rank	5
Fastest Section Time (Section)	0:09.61 (Overall)
Top Speed [km/h] (Section)	61.0 (L800)
Race State	Finished



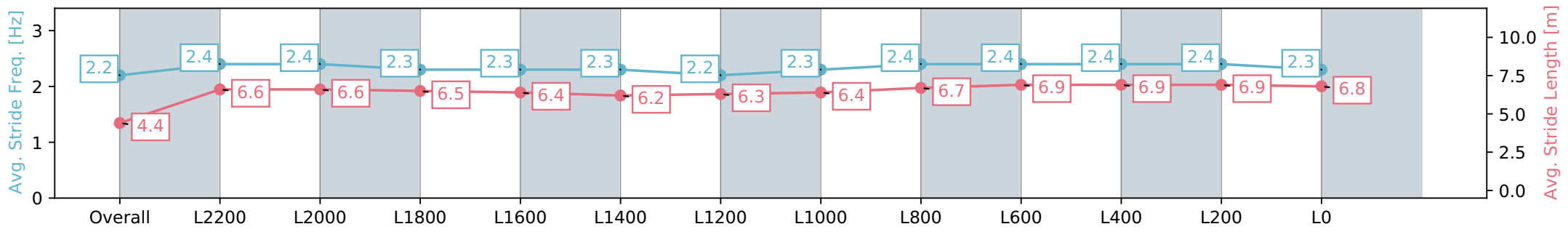
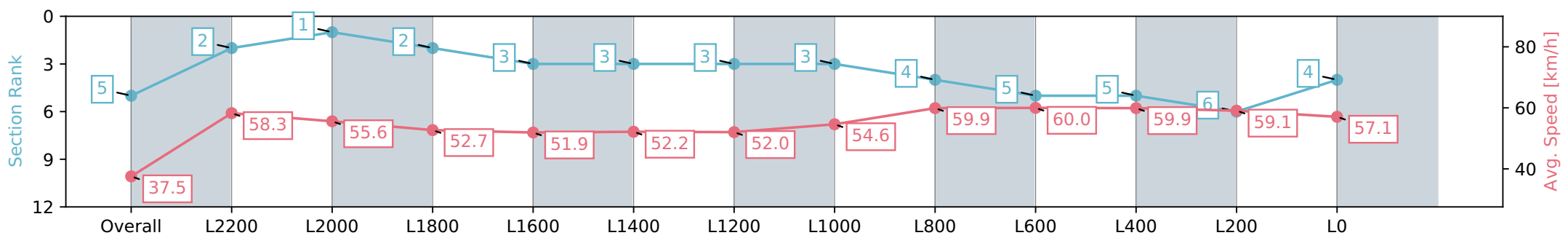
Morphettville SA - Professional  
 Race 7: Sportsbet Queen Elizabeth II Cup (Formerly Port Adelaide Cup) - 2500m



04 May 2024 - 3:25PM

Track Rating: Good 4, Weather: Fine, Rail Position: +2m 1200m-W/ Post; True Remainder. Sectional 602m

Section	Overall	L2200	L2000	L1800	L1600	L1400	L1200	L1000	L800	L600	L400	L200	L0
Section Times	2:44.28 [5] (0:09.61)	2:34.67 [2] (0:12.37)	2:22.30 [1] (0:12.94)	2:09.36 [2] (0:13.59)	1:55.77 [3] (0:13.86)	1:41.91 [3] (0:13.81)	1:28.10 [3] (0:13.95)	1:14.15 [3] (0:13.21)	1:00.94 [4] (0:12.04)	0:48.90 [5] (0:12.04)	0:36.86 [5] (0:12.11)	0:24.75 [6] (0:12.24)	0:12.51 [4] (0:12.51)
Average Speed [km/h]	37.5	58.3	55.6	52.7	51.9	52.2	52.0	54.6	59.9	60.0	59.9	59.1	57.1
Top Speed [km/h]	57.7	59.4	56.4	54.8	52.7	53.5	53.2	57.1	60.9	60.8	61.0	60.3	59.9
Avg. Dist. to Rail [m]	8.0	2.3	1.0	1.0	0.3	0.8	2.0	0.8	1.3	1.1	1.4	4.7	7.4
Avg. Stride Freq. [Hz]	2.2	2.4	2.4	2.3	2.3	2.3	2.2	2.3	2.4	2.4	2.4	2.4	2.3
Avg. Stride Length [m]	4.4	6.6	6.6	6.5	6.4	6.2	6.3	6.4	6.7	6.9	6.9	6.9	6.8



Report Created: Sat 04 May 2024 16:17:53 GMT+10 (Note: Timing is based on positional data)

- [ ] Ranking at each section and finish
- :-:- No data available at this section
- NA No data available



Horse/Jockey Name	SHARMA PRINCESS/Anna Jordsjo
Finish Rank	6
Fastest Section Time (Section)	0:09.61 (Overall)
Top Speed [km/h] (Section)	61.5 (L1200)
Race State	Finished



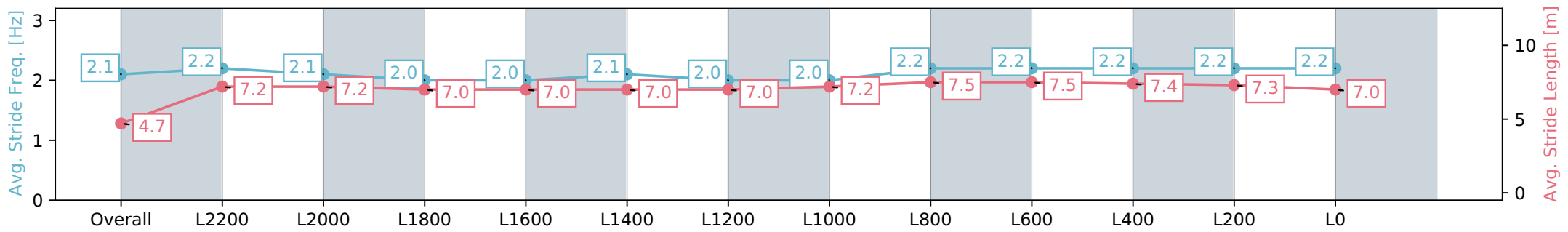
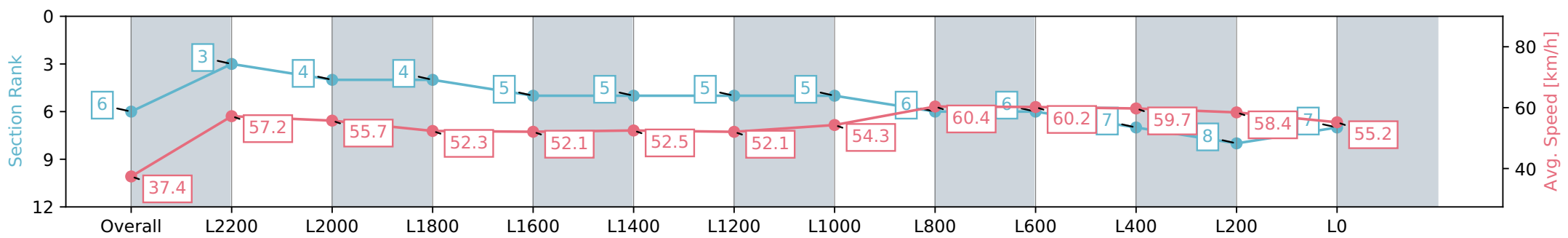
Morphettville SA - Professional  
 Race 7: Sportsbet Queen Elizabeth II Cup (Formerly Port Adelaide Cup) - 2500m



04 May 2024 - 3:25PM

Track Rating: Good 4, Weather: Fine, Rail Position: +2m 1200m-W/ Post; True Remainder. Sectional 602m

Section	Overall	L2200	L2000	L1800	L1600	L1400	L1200	L1000	L800	L600	L400	L200	L0
Section Times	2:45.20 [6] (0:09.61)	2:35.59 [3] (0:12.60)	2:22.99 [4] (0:12.89)	2:10.10 [4] (0:13.71)	1:56.39 [5] (0:13.85)	1:42.54 [5] (0:13.71)	1:28.83 [5] (0:13.96)	1:14.87 [5] (0:13.32)	1:01.55 [6] (0:11.94)	0:49.61 [6] (0:12.06)	0:37.55 [7] (0:12.22)	0:25.33 [8] (0:12.38)	0:12.95 [7] (0:12.95)
Average Speed [km/h]	37.4	57.2	55.7	52.3	52.1	52.5	52.1	54.3	60.4	60.2	59.7	58.4	55.2
Top Speed [km/h]	55.5	58.2	56.4	55.2	52.8	53.5	53.2	56.9	61.5	61.5	60.5	59.4	57.3
Avg. Dist. to Rail [m]	2.9	0.1	0.6	0.5	0.4	0.8	2.1	1.6	2.3	2.5	2.7	4.7	7.9
Avg. Stride Freq. [Hz]	2.1	2.2	2.1	2.0	2.0	2.1	2.0	2.0	2.2	2.2	2.2	2.2	2.2
Avg. Stride Length [m]	4.7	7.2	7.2	7.0	7.0	7.0	7.0	7.2	7.5	7.5	7.4	7.3	7.0



- [ ] Ranking at each section and finish
- :-:- No data available at this section
- NA No data available

Horse/Jockey Name	SPACE EQUITY/Dylan Caboché
Finish Rank	7
Fastest Section Time (Section)	0:10.24 (Overall)
Top Speed [km/h] (Section)	62.7 (L1200)
Race State	Finished



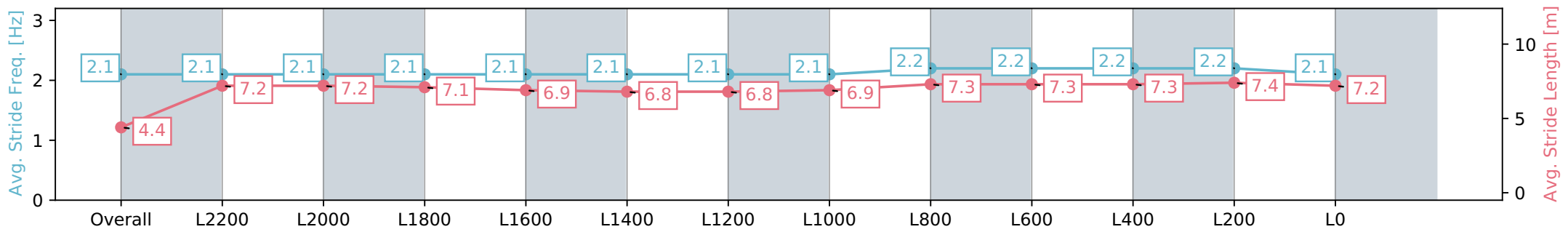
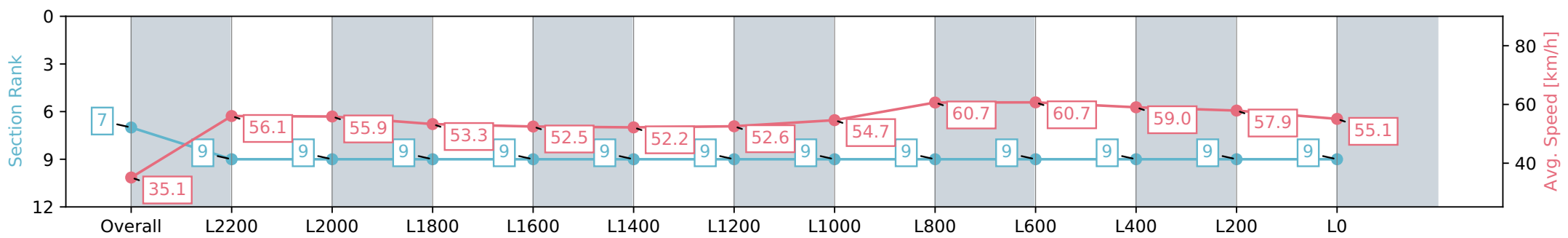
Morphettville SA - Professional  
 Race 7: Sportsbet Queen Elizabeth II Cup (Formerly Port Adelaide Cup) - 2500m



04 May 2024 - 3:25PM

Track Rating: Good 4, Weather: Fine, Rail Position: +2m 1200m-W/ Post; True Remainder. Sectional 602m

Section	Overall	L2200	L2000	L1800	L1600	L1400	L1200	L1000	L800	L600	L400	L200	L0
Section Times	2:45.64 [7] (0:10.24)	2:35.40 [9] (0:12.86)	2:22.54 [9] (0:12.90)	2:09.64 [9] (0:13.54)	1:56.10 [9] (0:13.75)	1:42.35 [9] (0:13.81)	1:28.54 [9] (0:13.82)	1:14.72 [9] (0:13.23)	1:01.49 [9] (0:11.87)	0:49.62 [9] (0:11.91)	0:37.71 [9] (0:12.27)	0:25.44 [9] (0:12.44)	0:13.00 [9] (0:13.00)
Average Speed [km/h]	35.1	56.1	55.9	53.3	52.5	52.2	52.6	54.7	60.7	60.7	59.0	57.9	55.1
Top Speed [km/h]	52.9	57.3	57.0	55.4	53.8	54.4	54.2	56.4	62.7	62.5	60.0	58.5	56.9
Avg. Dist. to Rail [m]	3.7	0.4	0.7	0.7	0.9	1.4	2.1	1.2	1.4	1.2	1.1	3.5	9.3
Avg. Stride Freq. [Hz]	2.1	2.1	2.1	2.1	2.1	2.1	2.1	2.1	2.2	2.2	2.2	2.2	2.1
Avg. Stride Length [m]	4.4	7.2	7.2	7.1	6.9	6.8	6.8	6.9	7.3	7.3	7.3	7.4	7.2



Report Created: Sat 04 May 2024 16:18:03 GMT+10 (Note: Timing is based on positional data)

- [ ] Ranking at each section and finish
- :-:- No data available at this section
- NA No data available

Horse/Jockey Name	WOLF PRINCE/Ben Price
Finish Rank	8
Fastest Section Time (Section)	0:10.05 (Overall)
Top Speed [km/h] (Section)	62.0 (L1200)
Race State	Finished



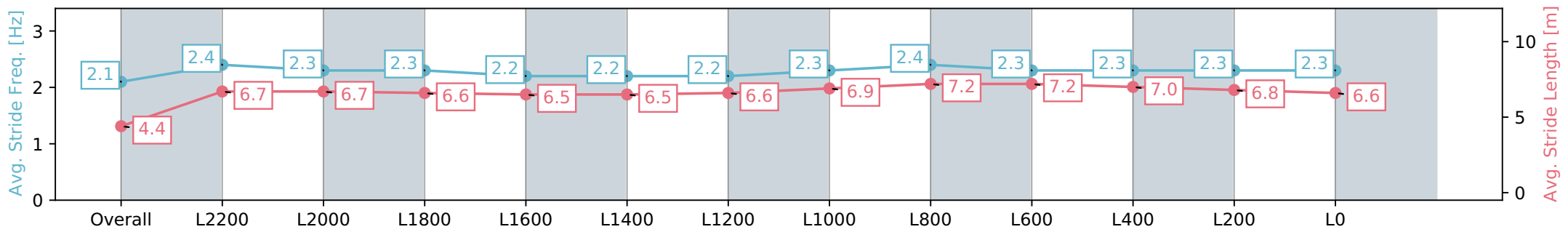
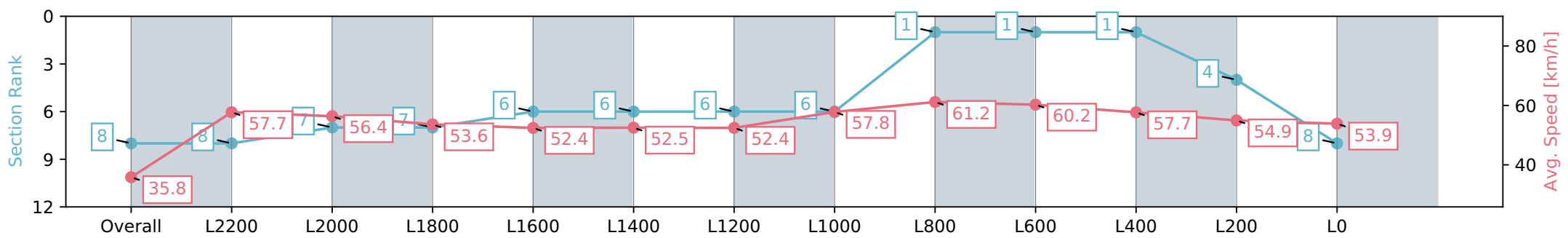
Morphettville SA - Professional  
 Race 7: Sportsbet Queen Elizabeth II Cup (Formerly Port Adelaide Cup) - 2500m



04 May 2024 - 3:25PM

Track Rating: Good 4, Weather: Fine, Rail Position: +2m 1200m-W/Post; True Remainder. Sectional 602m

Section	Overall	L2200	L2000	L1800	L1600	L1400	L1200	L1000	L800	L600	L400	L200	L0
Section Times	2:45.69 [8] (0:10.05)	2:35.64 [8] (0:12.54)	2:23.10 [7] (0:12.83)	2:10.27 [7] (0:13.52)	1:56.75 [6] (0:13.81)	1:42.94 [6] (0:13.72)	1:29.22 [6] (0:13.94)	1:15.28 [6] (0:12.59)	1:02.69 [1] (0:11.79)	0:50.90 [1] (0:12.01)	0:38.89 [1] (0:12.52)	0:26.37 [4] (0:13.11)	0:13.26 [8] (0:13.26)
Average Speed [km/h]	35.8	57.7	56.4	53.6	52.4	52.5	52.4	57.8	61.2	60.2	57.7	54.9	53.9
Top Speed [km/h]	56.7	59.3	57.4	56.0	53.1	53.9	54.3	60.6	62.0	61.1	59.8	55.6	55.3
Avg. Dist. to Rail [m]	5.4	2.0	1.4	1.5	2.2	2.5	3.7	3.1	3.6	1.7	0.5	1.6	4.0
Avg. Stride Freq. [Hz]	2.1	2.4	2.3	2.3	2.2	2.2	2.2	2.3	2.4	2.3	2.3	2.3	2.3
Avg. Stride Length [m]	4.4	6.7	6.7	6.6	6.5	6.5	6.6	6.9	7.2	7.2	7.0	6.8	6.6



Report Created: Sat 04 May 2024 16:18:08 GMT+10 (Note: Timing is based on positional data)

- [ ] Ranking at each section and finish
- :-:- No data available at this section
- NA No data available

Horse/Jockey Name	MAPUTO/Dom Tourneur
Finish Rank	9
Fastest Section Time (Section)	0:09.60 (Overall)
Top Speed [km/h] (Section)	62.4 (L1200)
Race State	Finished



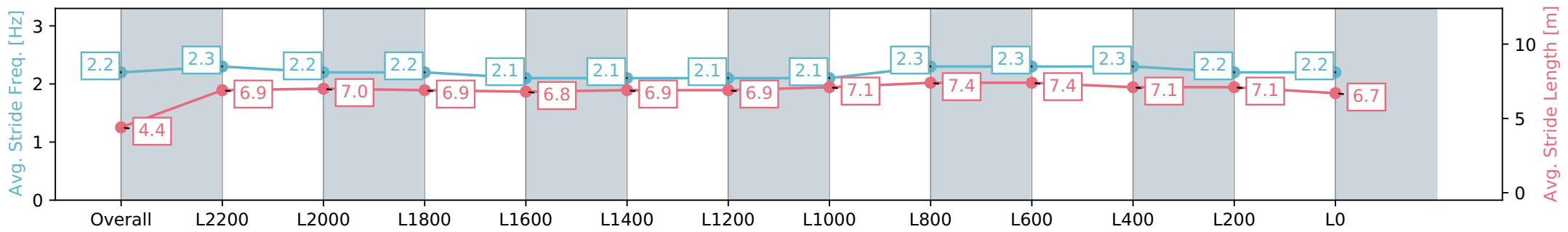
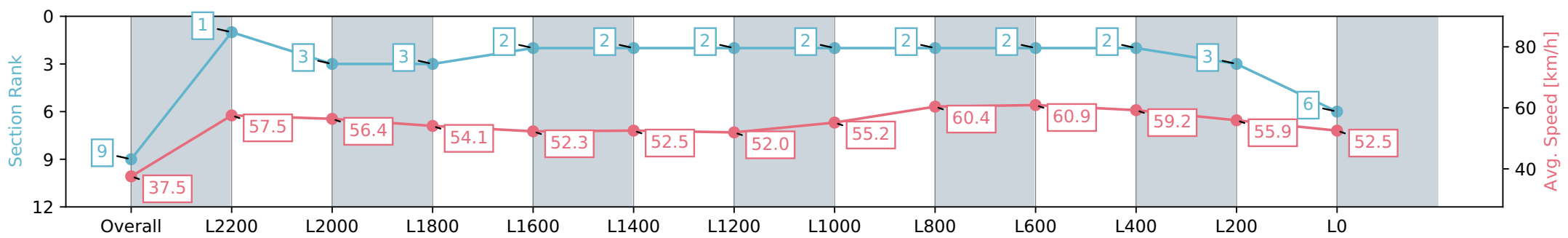
Morphettville SA - Professional  
 Race 7: Sportsbet Queen Elizabeth II Cup (Formerly Port Adelaide Cup) - 2500m



04 May 2024 - 3:25PM

Track Rating: Good 4, Weather: Fine, Rail Position: +2m 1200m-W/ Post; True Remainder. Sectional 602m

Section	Overall	L2200	L2000	L1800	L1600	L1400	L1200	L1000	L800	L600	L400	L200	L0
Section Times	2:45.77 [9] (0:09.60)	2:36.17 [1] (0:12.56)	2:23.61 [3] (0:12.79)	2:10.82 [3] (0:13.34)	1:57.48 [2] (0:13.79)	1:43.69 [2] (0:13.71)	1:29.98 [2] (0:14.06)	1:15.92 [2] (0:13.20)	1:02.72 [2] (0:11.91)	0:50.81 [2] (0:11.98)	0:38.83 [2] (0:12.32)	0:26.51 [3] (0:12.92)	0:13.59 [6] (0:13.59)
Average Speed [km/h]	37.5	57.5	56.4	54.1	52.3	52.5	52.0	55.2	60.4	60.9	59.2	55.9	52.5
Top Speed [km/h]	57.4	59.1	56.9	56.2	53.0	53.2	52.9	59.3	62.4	62.2	61.0	57.1	54.0
Avg. Dist. to Rail [m]	7.2	2.0	0.7	0.3	1.2	2.0	3.4	2.8	3.6	3.3	2.7	3.0	7.5
Avg. Stride Freq. [Hz]	2.2	2.3	2.2	2.2	2.1	2.1	2.1	2.1	2.3	2.3	2.3	2.2	2.2
Avg. Stride Length [m]	4.4	6.9	7.0	6.9	6.8	6.9	6.9	7.1	7.4	7.4	7.1	7.1	6.7



Report Created: Sat 04 May 2024 16:18:13 GMT+10 (Note: Timing is based on positional data)

- [ ] Ranking at each section and finish
- :-:- No data available at this section
- NA No data available