



# Morphettville SA

Race 5: Winning Edge Presentations Provincial Pathways Final (Qualified Horses) - 1800m

04 May 2024 - 2:13PM



Track Rating: Good 4, Weather: Fine, Rail Position: +2m 1200m-W/Post; True  
Remainder. Sectional 602m

Section								Overall	L1600	L1400	L1200	L1000	L800		
Field Times								1:52.39 (0:14.64)	1:37.75 (0:11.83)	1:25.92 (0:12.10)	1:13.82 (0:12.05)	1:01.78 (0:12.32)	0:49.46 (0:12.14)		
Position	#	Horse/Jockey	Barrier	Top Speed [km/h]	Fastest Section	First 400m								Distance Travelled From Winner [m]	
1	1	SIR KINGSFORD Kayla Crowther	7	63.1 1800-1600	0:11.74 1600-1400	0:26.47	1:52.39 (0:14.73)	1:37.66 [2] (0:11.74)	1:25.92 [1] (0:12.09)	1:13.83 [1] (0:12.05)	1:01.78 [1] (0:12.32)	0:49.46 [1] (0:12.14)			
2	11	ENCIPHERING Margaret Collett	8	63.5 800-600	0:11.75 600-400	0:27.35	1:52.48 (0:15.17)	1:37.31 [10] (0:12.18)	1:25.13 [11] (0:12.37)	1:12.76 [9] (0:12.32)	1:00.44 [9] (0:12.20)	0:48.24 [9] (0:12.08)	+8		
3	3	DIXIE WHISTLER Alana Livesey	10	62.5 800-600	0:11.87 1600-1400	0:26.70	1:52.60 (0:14.83)	1:37.77 [4] (0:11.87)	1:25.90 [4] (0:12.20)	1:13.70 [3] (0:12.35)	1:01.35 [3] (0:12.18)	0:49.17 [3] (0:12.21)	+6		
4	2	AMMO AMOR Rochelle Milnes	12	62.5 800-600	0:11.89 1600-1400	0:27.03	1:52.78 (0:15.14)	1:37.64 [9] (0:11.89)	1:25.75 [7] (0:12.28)	1:13.47 [6] (0:12.42)	1:01.05 [6] (0:12.16)	0:48.89 [6] (0:12.13)	+7		
5	4	BOLT BY Todd Pannell	11	62.4 1800-1600	0:11.65 1600-1400	0:26.64	1:52.92 (0:14.99)	1:37.93 [7] (0:11.65)	1:26.28 [2] (0:12.03)	1:14.25 [2] (0:12.09)	1:02.16 [2] (0:12.30)	0:49.86 [2] (0:12.21)	+5		
6	9	NULLIFY Jacob Opperman	5	62.0 800-600	0:11.88 600-400	0:26.80	1:52.98 (0:14.63)	1:38.35 [1] (0:12.17)	1:26.18 [5] (0:12.41)	1:13.77 [5] (0:12.35)	1:01.42 [4] (0:12.10)	0:49.32 [4] (0:11.98)	+0		
7	13	HAYAI MESU Ben Price	14	63.4 800-600	0:11.85 600-400	0:27.53	1:53.00 (0:15.36)	1:37.64 [12] (0:12.17)	1:25.47 [12] (0:12.40)	1:13.07 [12] (0:12.32)	1:00.75 [12] (0:12.20)	0:48.55 [12] (0:12.05)	+9		
8	8	FORTIS IN ARMIS Jessica Eaton	9	62.5 800-600	0:11.81 600-400	0:27.28	1:53.13 (0:15.14)	1:37.99 [8] (0:12.15)	1:25.84 [9] (0:12.44)	1:13.40 [10] (0:12.41)	1:00.99 [10] (0:12.18)	0:48.81 [10] (0:12.21)	+4		
9	5	PEARL ADIOS Jason Holder	1	61.8 800-600	0:11.97 800-600	0:27.05	1:53.35 (0:14.98)	1:38.37 [6] (0:12.07)	1:26.30 [8] (0:12.47)	1:13.83 [8] (0:12.35)	1:01.48 [7] (0:12.12)	0:49.36 [7] (0:11.97)	+3		
10	6	GRINZINGER ALLEE Justin Potter	17	65.2 800-600	0:11.81 600-400	0:28.19	1:53.36 (0:15.80)	1:37.56 [16] (0:12.39)	1:25.17 [16] (0:12.30)	1:12.87 [16] (0:12.15)	1:00.72 [16] (0:12.28)	0:48.43 [16] (0:12.05)	+8		

Scratched: Axecapital (#17)

Report Created: Sat 04 May 2024 14:59:02 GMT+10 (Note: Timing is based on positional data)

- [ ] Position in running at each section and finish # Saddle cloth number
- :-:- No data available at this section DNF Did not finish
- NA No data available DNT Did not track
- █ Background shading for fastest section



# Morphettville SA

Race 5: Winning Edge Presentations Provincial Pathways Final (Qualified Horses) - 1800m

04 May 2024 - 2:13PM



Track Rating: Good 4, Weather: Fine, Rail Position: +2m 1200m-W/Post; True  
Remainder. Sectional 602m

Section Field Times		Overall	L1600	L1400	L1200	L1000	L800							
		1:52.39 (0:14.64)	1:37.75 (0:11.83)	1:25.92 (0:12.10)	1:13.82 (0:12.05)	1:01.78 (0:12.32)	0:49.46 (0:12.14)							
Position	#	Horse/Jockey	Barrier	Top Speed [km/h]	Fastest Section	First 400m								Distance Travelled From Winner [m]
11	7	<b>BELLAVARDO</b> Teagan Voorham	13	63.0 800-600	0:11.81 600-400	0:27.78	1:53.63 (0:15.60)	1:38.03 [13] (0:12.18)	1:25.85 [13] (0:12.31)	1:13.54 [13] (0:12.27)	1:01.27 [13] (0:12.21)	0:49.06 [15] (0:12.15)		+3
12	12	<b>UPGRADE ME</b> Lachlan Neindorf	15	62.9 800-600	0:11.91 600-400	0:27.83	1:53.79 (0:15.66)	1:38.13 [14] (0:12.17)	1:25.96 [14] (0:12.30)	1:13.66 [14] (0:12.24)	1:01.42 [14] (0:12.19)	0:49.23 [14] (0:11.95)		+11
13	10	<b>BABY ALEX</b> Jamie Kah	16	61.8 800-600	0:11.87 600-400	0:27.95	1:53.86 (0:15.79)	1:38.07 [15] (0:12.16)	1:25.91 [15] (0:12.32)	1:13.59 [15] (0:12.25)	1:01.34 [15] (0:12.02)	0:49.32 [13] (0:12.11)		+1
14	15	<b>SIRMAZE</b> Stacey Metcalfe	6	62.0 1800-1600	0:11.88 1600-1400	0:26.69	1:54.25 (0:14.81)	1:39.44 [3] (0:11.88)	1:27.56 [3] (0:12.46)	1:15.10 [4] (0:12.46)	1:02.64 [5] (0:12.19)	0:50.45 [5] (0:12.13)		+4
15	14	<b>INAGURATE</b> Dom Tourneur	4	61.5 800-600	0:12.05 600-400	0:26.99	1:54.30 (0:14.93)	1:39.37 [5] (0:12.06)	1:27.31 [6] (0:12.50)	1:14.81 [7] (0:12.41)	1:02.40 [8] (0:12.21)	0:50.19 [8] (0:12.19)		+3
16	16	<b>ZOFFANY ROCKET</b> Sophie Logan	3	60.7 1200-1000	0:12.04 800-600	0:27.32	1:54.74 (0:15.24)	1:39.50 [11] (0:12.08)	1:27.42 [10] (0:12.51)	1:14.91 [11] (0:12.34)	1:02.57 [11] (0:12.18)	0:50.39 [11] (0:12.04)		-1

Scratched: Axecapital (#17)

- [ ] Position in running at each section and finish # Saddle cloth number
- :-:- No data available at this section DNF Did not finish
- NA No data available DNT Did not track
- █ Background shading for fastest section



# Morphettville SA

Race 5: Winning Edge Presentations Provincial Pathways Final (Qualified Horses) - 1800m

04 May 2024 - 2:13PM



Track Rating: Good 4, Weather: Fine, Rail Position: +2m 1200m-W/Post; True  
Remainder. Sectional 602m

Section  
Field Times

L600      L400      L200  
0:37.32    0:25.33    0:12.99  
(0:11.98) (0:12.34) (0:12.99)

Position	#	Horse/Jockey	Barrier	Top Speed [km/h]	Fastest Section	First 400m	L600	L400	L200	Margin	Distance Travelled From Winner [m]
1	1	SIR KINGSFORD Kayla Crowther	7	63.1 1800-1600	0:11.74 1600-1400	0:26.47	0:37.32 [1] (0:11.98)	0:25.34 [1] (0:12.34)	0:13.00 [1] (0:13.00)	1:52.39	
2	11	ENCIPHERING Margaret Collett	8	63.5 800-600	0:11.75 600-400	0:27.35	0:36.16 [9] (0:11.75)	0:24.41 [8] (0:11.94)	0:12.47 [5] (0:12.47)	0.5L	+8
3	3	DIXIE WHISTLER Alana Livesey	10	62.5 800-600	0:11.87 1600-1400	0:26.70	0:36.96 [3] (0:12.01)	0:24.95 [4] (0:12.17)	0:12.78 [4] (0:12.78)	1.3L	+6
4	2	AMMO AMOR Rochelle Milnes	12	62.5 800-600	0:11.89 1600-1400	0:27.03	0:36.76 [7] (0:11.95)	0:24.81 [7] (0:12.08)	0:12.73 [6] (0:12.73)	2.4L	+7
5	4	BOLT BY Todd Pannell	11	62.4 1800-1600	0:11.65 1600-1400	0:26.64	0:37.65 [2] (0:12.12)	0:25.53 [2] (0:12.34)	0:13.19 [2] (0:13.19)	3.3L	+5
6	9	NULLIFY Jacob Opperman	5	62.0 800-600	0:11.88 600-400	0:26.80	0:37.34 [4] (0:11.88)	0:25.46 [3] (0:12.26)	0:13.20 [3] (0:13.20)	3.6L	+0
7	13	HAYAI MESU Ben Price	14	63.4 800-600	0:11.85 600-400	0:27.53	0:36.50 [11] (0:11.85)	0:24.65 [10] (0:12.05)	0:12.60 [9] (0:12.60)	3.7L	+9
8	8	FORTIS IN ARMIS Jessica Eaton	9	62.5 800-600	0:11.81 600-400	0:27.28	0:36.60 [13] (0:11.81)	0:24.79 [9] (0:12.01)	0:12.78 [8] (0:12.78)	4.6L	+4
9	5	PEARL ADIOS Jason Holder	1	61.8 800-600	0:11.97 800-600	0:27.05	0:37.39 [6] (0:11.97)	0:25.42 [5] (0:12.28)	0:13.13 [7] (0:13.13)	5.9L	+3
10	6	GRINZINGER ALLEE Justin Potter	17	65.2 800-600	0:11.81 600-400	0:28.19	0:36.38 [16] (0:11.81)	0:24.57 [16] (0:11.88)	0:12.69 [11] (0:12.69)	6.0L	+8

Scratched: Axecapital (#17)

Report Created: Sat 04 May 2024 14:59:02 GMT+10 (Note: Timing is based on positional data)

- [ ] Position in running at each section and finish      # Saddle cloth number
- :-:- No data available at this section                      DNF Did not finish
- NA No data available    DNT Did not track
- Background shading for fastest section



# Morphettville SA

Race 5: Winning Edge Presentations Provincial Pathways Final (Qualified Horses) - 1800m

04 May 2024 - 2:13PM



Track Rating: Good 4, Weather: Fine, Rail Position: +2m 1200m-W/Post; True  
Remainder. Sectional 602m

Section  
Field Times

L600      L400      L200  
0:37.32    0:25.33    0:12.99  
(0:11.98)   (0:12.34)   (0:12.99)

Position	#	Horse/Jockey	Barrier	Top Speed [km/h]	Fastest Section	First 400m	L600	L400	L200	Margin	Distance Travelled From Winner [m]
11	7	<b>BELLAVARDO</b> Teagan Voorham	13	63.0 800-600	0:11.81 600-400	0:27.78	0:36.91 [15] (0:11.81)	0:25.10 [15] (0:12.20)	0:12.90 [14] (0:12.90)	7.6L	+3
12	12	<b>UPGRADE ME</b> Lachlan Neindorf	15	62.9 800-600	0:11.91 600-400	0:27.83	0:37.28 [12] (0:11.91)	0:25.37 [12] (0:12.27)	0:13.10 [12] (0:13.10)	8.6L	+11
13	10	<b>BABY ALEX</b> Jamie Kah	16	61.8 800-600	0:11.87 600-400	0:27.95	0:37.21 [14] (0:11.87)	0:25.34 [13] (0:12.18)	0:13.16 [13] (0:13.16)	9.0L	+1
14	15	<b>SIRMAZE</b> Stacey Metcalfe	6	62.0 1800-1600	0:11.88 1600-1400	0:26.69	0:38.32 [5] (0:12.03)	0:26.29 [6] (0:12.70)	0:13.59 [10] (0:13.59)	11.4L	+4
15	14	<b>INAGURATE</b> Dom Tournour	4	61.5 800-600	0:12.05 600-400	0:26.99	0:38.00 [8] (0:12.05)	0:25.95 [11] (0:12.56)	0:13.38 [15] (0:13.38)	11.7L	+3
16	16	<b>ZOFFANY ROCKET</b> Sophie Logan	3	60.7 1200-1000	0:12.04 800-600	0:27.32	0:38.35 [10] (0:12.13)	0:26.22 [14] (0:12.48)	0:13.74 [16] (0:13.74)	14.5L	-1

Scratched: Axecapital (#17)

- [ ] Position in running at each section and finish      # Saddle cloth number
- :-:- No data available at this section      DNF Did not finish
- NA No data available      DNT Did not track
- █ Background shading for fastest section

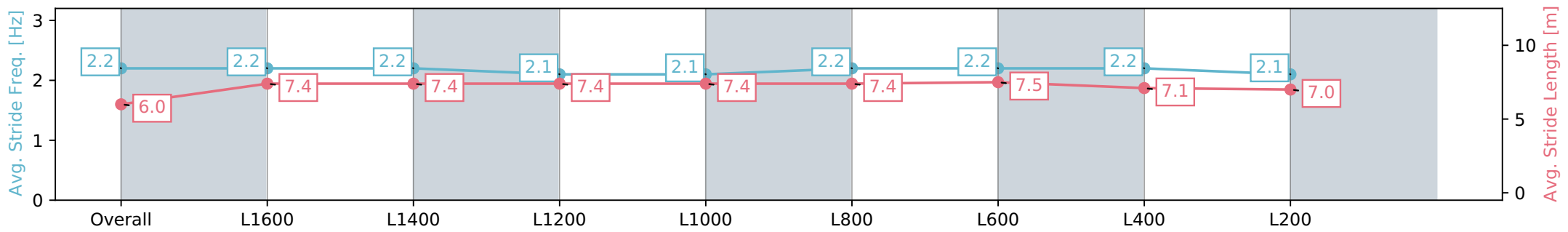
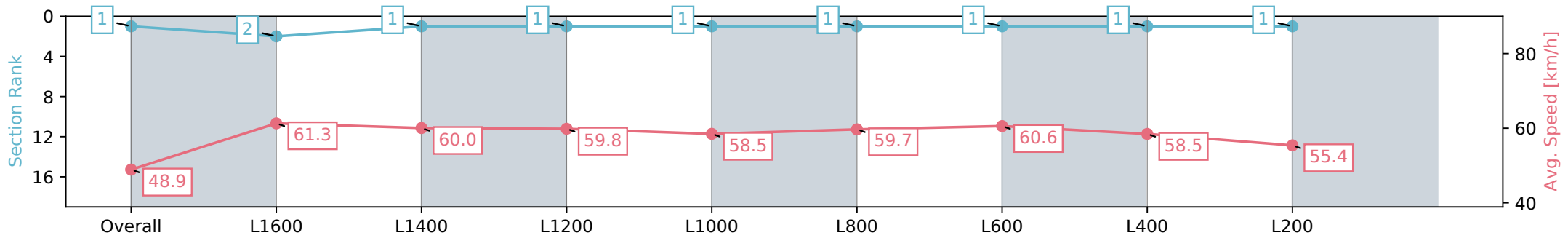
Horse/Jockey Name	SIR KINGSFORD/Kayla Crowther
Finish Rank	1
Fastest Section Time (Section)	0:11.74 (L1600)
Top Speed [km/h] (Section)	63.1 (Overall)
Race State	Finished



Morphettville SA - Professional  
 Race 5: Winning Edge Presentations Provincial Pathways  
 Final (Qualified Horses) - 1800m  
 04 May 2024 - 2:13PM  
 Track Rating: Good 4, Weather: Fine, Rail Position: +2m 1200m-W/  
 Post; True Remainder. Sectional 602m



Section	Overall	L1600	L1400	L1200	L1000	L800	L600	L400	L200
Section Times	1:52.39 [1] (0:14.73)	1:37.66 [2] (0:11.74)	1:25.92 [1] (0:12.09)	1:13.83 [1] (0:12.05)	1:01.78 [1] (0:12.32)	0:49.46 [1] (0:12.14)	0:37.32 [1] (0:11.98)	0:25.34 [1] (0:12.34)	0:13.00 [1] (0:13.00)
Average Speed [km/h]	48.9	61.3	60.0	59.8	58.5	59.7	60.6	58.5	55.4
Top Speed [km/h]	63.1	62.8	61.0	61.3	59.1	61.0	61.0	60.1	57.5
Avg. Dist. to Rail [m]	6.3	3.5	2.1	0.8	1.6	1.6	1.8	2.5	4.8
Avg. Stride Freq. [Hz]	2.2	2.2	2.2	2.1	2.1	2.2	2.2	2.2	2.1
Avg. Stride Length [m]	6.0	7.4	7.4	7.4	7.4	7.4	7.5	7.1	7.0



Report Created: Sat 04 May 2024 14:59:08 GMT+10 (Note: Timing is based on positional data)

- [ ] Ranking at each section and finish
- :-:- No data available at this section
- NA No data available

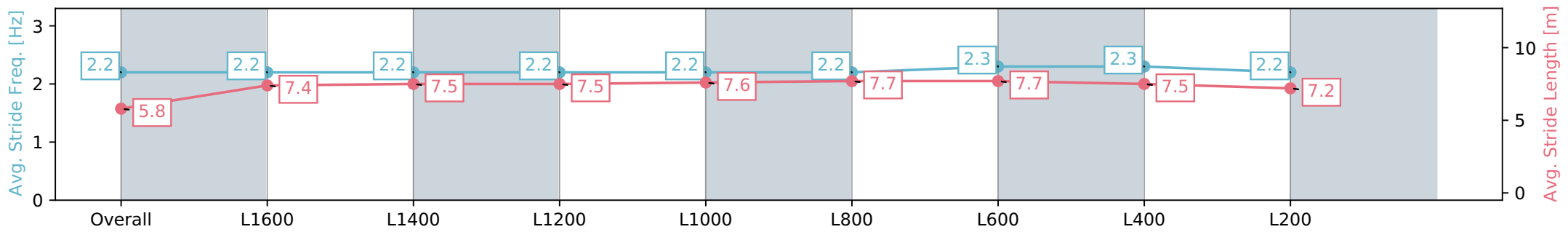
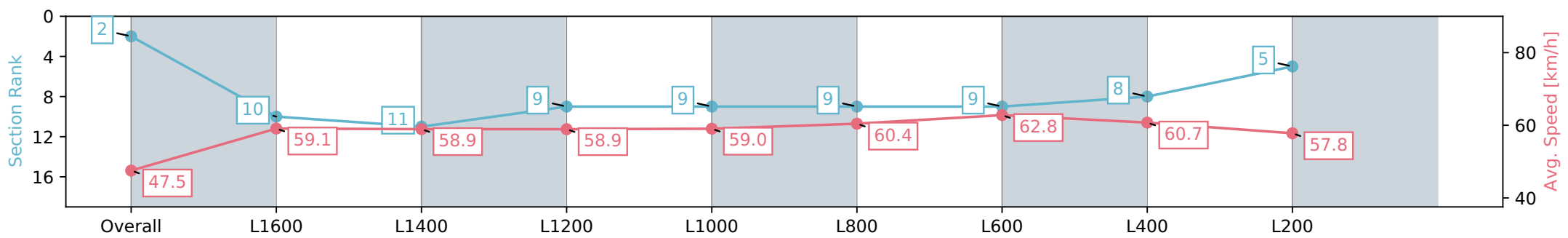
Horse/Jockey Name	ENCIPHERING/Margaret Collett
Finish Rank	2
Fastest Section Time (Section)	0:11.75 (L600)
Top Speed [km/h] (Section)	63.5 (L800)
Race State	Finished



Morphettville SA - Professional  
 Race 5: Winning Edge Presentations Provincial Pathways  
 Final (Qualified Horses) - 1800m  
 04 May 2024 - 2:13PM  
 Track Rating: Good 4, Weather: Fine, Rail Position: +2m 1200m-W/  
 Post; True Remainder. Sectional 602m



Section	Overall	L1600	L1400	L1200	L1000	L800	L600	L400	L200
Section Times	1:52.48 [2] (0:15.17)	1:37.31 [10] (0:12.18)	1:25.13 [11] (0:12.37)	1:12.76 [9] (0:12.32)	1:00.44 [9] (0:12.20)	0:48.24 [9] (0:12.08)	0:36.16 [9] (0:11.75)	0:24.41 [8] (0:11.94)	0:12.47 [5] (0:12.47)
Average Speed [km/h]	47.5	59.1	58.9	58.9	59.0	60.4	62.8	60.7	57.8
Top Speed [km/h]	59.1	60.1	59.5	59.7	60.8	61.6	63.5	61.7	59.9
Avg. Dist. to Rail [m]	7.0	3.0	3.2	2.5	3.9	4.0	4.6	6.5	8.0
Avg. Stride Freq. [Hz]	2.2	2.2	2.2	2.2	2.2	2.2	2.3	2.3	2.2
Avg. Stride Length [m]	5.8	7.4	7.5	7.5	7.6	7.7	7.7	7.5	7.2



Report Created: Sat 04 May 2024 14:59:11 GMT+10 (Note: Timing is based on positional data)

- [ ] Ranking at each section and finish
- :-:- No data available at this section
- NA No data available

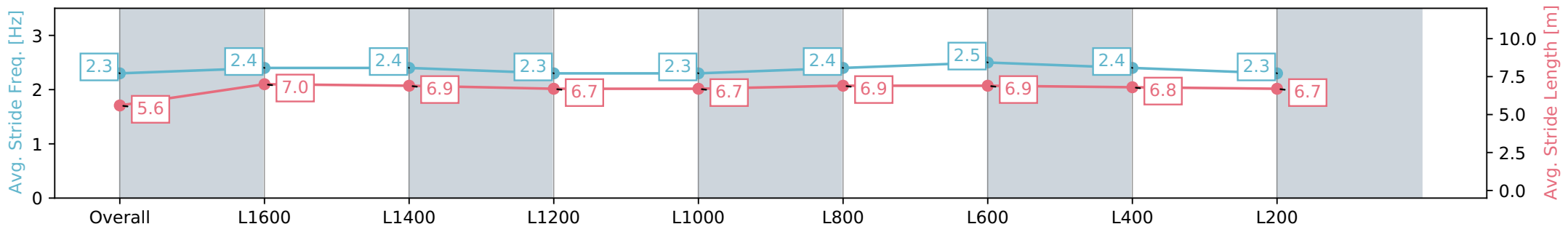
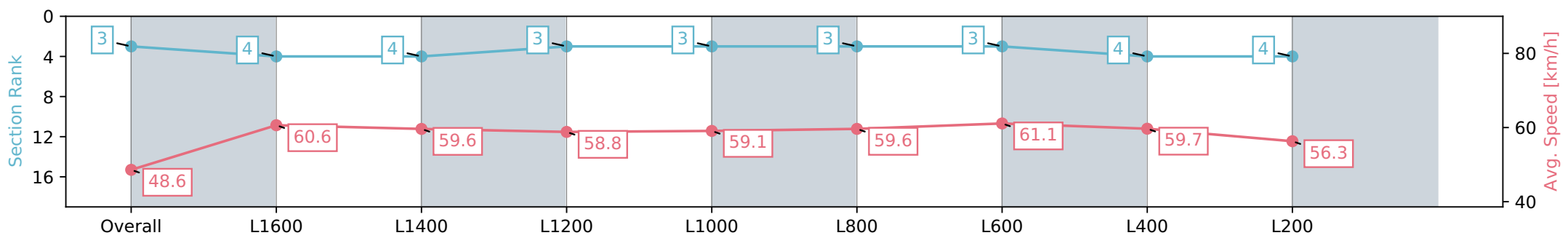
Horse/Jockey Name	DIXIE WHISTLER/Alana Livesey
Finish Rank	3
Fastest Section Time (Section)	0:11.87 (L1600)
Top Speed [km/h] (Section)	62.5 (L800)
Race State	Finished



Morphettville SA - Professional  
 Race 5: Winning Edge Presentations Provincial Pathways  
 Final (Qualified Horses) - 1800m  
 04 May 2024 - 2:13PM  
 Track Rating: Good 4, Weather: Fine, Rail Position: +2m 1200m-W/  
 Post; True Remainder. Sectional 602m



Section	Overall	L1600	L1400	L1200	L1000	L800	L600	L400	L200
Section Times	1:52.60 [3] (0:14.83)	1:37.77 [4] (0:11.87)	1:25.90 [4] (0:12.20)	1:13.70 [3] (0:12.35)	1:01.35 [3] (0:12.18)	0:49.17 [3] (0:12.21)	0:36.96 [3] (0:12.01)	0:24.95 [4] (0:12.17)	0:12.78 [4] (0:12.78)
Average Speed [km/h]	48.6	60.6	59.6	58.8	59.1	59.6	61.1	59.7	56.3
Top Speed [km/h]	60.8	61.7	61.4	59.2	59.5	61.3	62.5	61.0	58.6
Avg. Dist. to Rail [m]	7.9	3.5	3.0	2.1	2.9	2.7	4.0	6.1	7.1
Avg. Stride Freq. [Hz]	2.3	2.4	2.4	2.3	2.3	2.4	2.5	2.4	2.3
Avg. Stride Length [m]	5.6	7.0	6.9	6.7	6.7	6.9	6.9	6.8	6.7



Report Created: Sat 04 May 2024 14:59:15 GMT+10 (Note: Timing is based on positional data)

[ ] Ranking at each section and finish  
 -:-:- No data available at this section  
 NA No data available

Horse/Jockey Name	AMMO AMOR/Rochelle Milnes
Finish Rank	4
Fastest Section Time (Section)	0:11.89 (L1600)
Top Speed [km/h] (Section)	62.5 (L800)
Race State	Finished



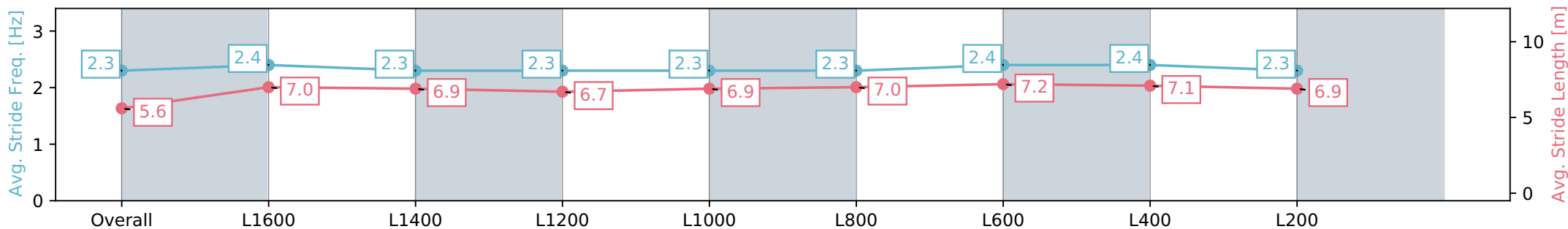
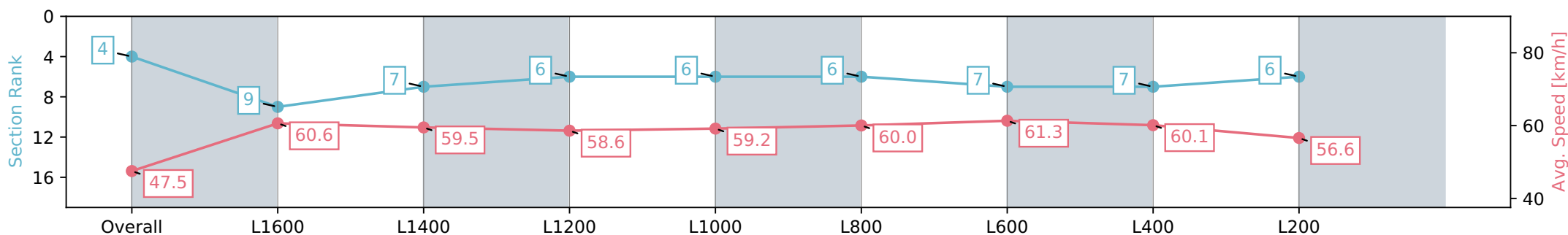
Morphettville SA - Professional  
 Race 5: Winning Edge Presentations Provincial Pathways  
 Final (Qualified Horses) - 1800m

04 May 2024 - 2:13PM

Track Rating: Good 4, Weather: Fine, Rail Position: +2m 1200m-W/  
 Post; True Remainder. Sectional 602m



Section	Overall	L1600	L1400	L1200	L1000	L800	L600	L400	L200
Section Times	1:52.78 [4] (0:15.14)	1:37.64 [9] (0:11.89)	1:25.75 [7] (0:12.28)	1:13.47 [6] (0:12.42)	1:01.05 [6] (0:12.16)	0:48.89 [6] (0:12.13)	0:36.76 [7] (0:11.95)	0:24.81 [7] (0:12.08)	0:12.73 [6] (0:12.73)
Average Speed [km/h]	47.5	60.6	59.5	58.6	59.2	60.0	61.3	60.1	56.6
Top Speed [km/h]	61.0	61.5	60.0	59.3	59.9	61.4	62.5	60.8	59.4
Avg. Dist. to Rail [m]	10.1	4.7	3.7	2.9	3.5	3.1	3.7	5.9	6.4
Avg. Stride Freq. [Hz]	2.3	2.4	2.3	2.3	2.3	2.3	2.4	2.4	2.3
Avg. Stride Length [m]	5.6	7.0	6.9	6.7	6.9	7.0	7.2	7.1	6.9



Report Created: Sat 04 May 2024 14:59:19 GMT+10 (Note: Timing is based on positional data)

- [ ] Ranking at each section and finish
- :-:- No data available at this section
- NA No data available



Horse/Jockey Name	BOLT BY/Todd Pannell
Finish Rank	5
Fastest Section Time (Section)	0:11.65 (L1600)
Top Speed [km/h] (Section)	62.4 (Overall)
Race State	Finished



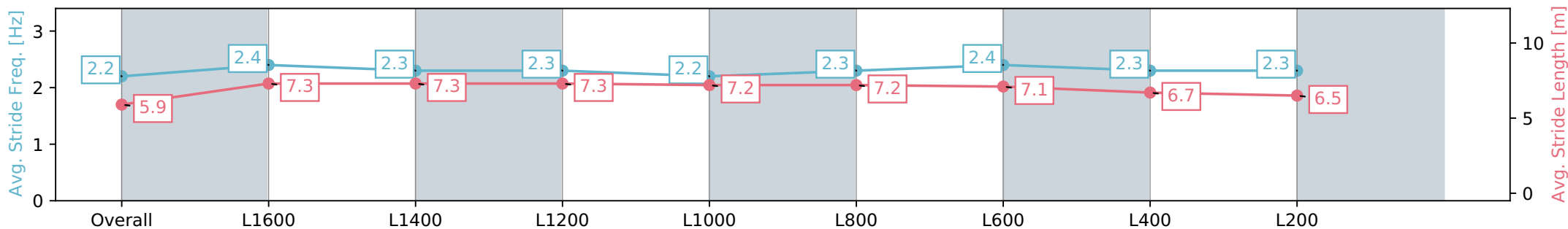
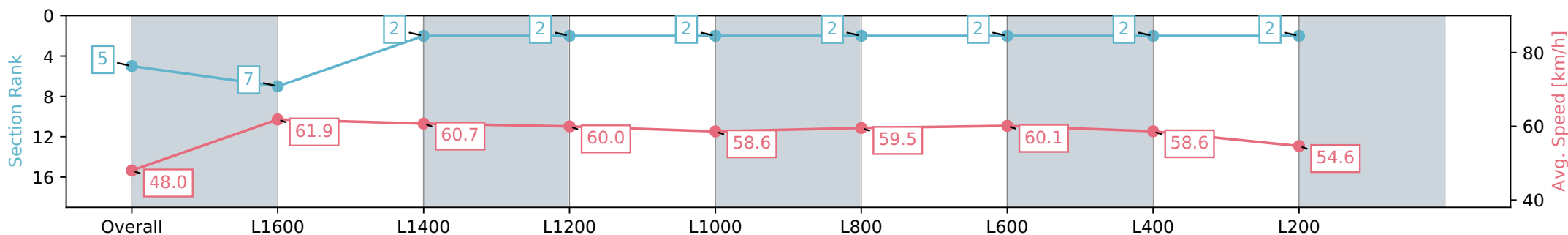
Morphettville SA - Professional  
 Race 5: Winning Edge Presentations Provincial Pathways  
 Final (Qualified Horses) - 1800m

04 May 2024 - 2:13PM

Track Rating: Good 4, Weather: Fine, Rail Position: +2m 1200m-W/  
 Post; True Remainder. Sectional 602m



Section	Overall	L1600	L1400	L1200	L1000	L800	L600	L400	L200
Section Times	1:52.92 [5] (0:14.99)	1:37.93 [7] (0:11.65)	1:26.28 [2] (0:12.03)	1:14.25 [2] (0:12.09)	1:02.16 [2] (0:12.30)	0:49.86 [2] (0:12.21)	0:37.65 [2] (0:12.12)	0:25.53 [2] (0:12.34)	0:13.19 [2] (0:13.19)
Average Speed [km/h]	48.0	61.9	60.7	60.0	58.6	59.5	60.1	58.6	54.6
Top Speed [km/h]	61.1	62.4	62.2	60.8	59.0	61.0	61.3	60.2	56.6
Avg. Dist. to Rail [m]	9.2	5.5	4.3	1.9	2.7	2.9	2.7	4.2	5.5
Avg. Stride Freq. [Hz]	2.2	2.4	2.3	2.3	2.2	2.3	2.4	2.3	2.3
Avg. Stride Length [m]	5.9	7.3	7.3	7.3	7.2	7.2	7.1	6.7	6.5



- [ ] Ranking at each section and finish
- :-:- No data available at this section
- NA No data available

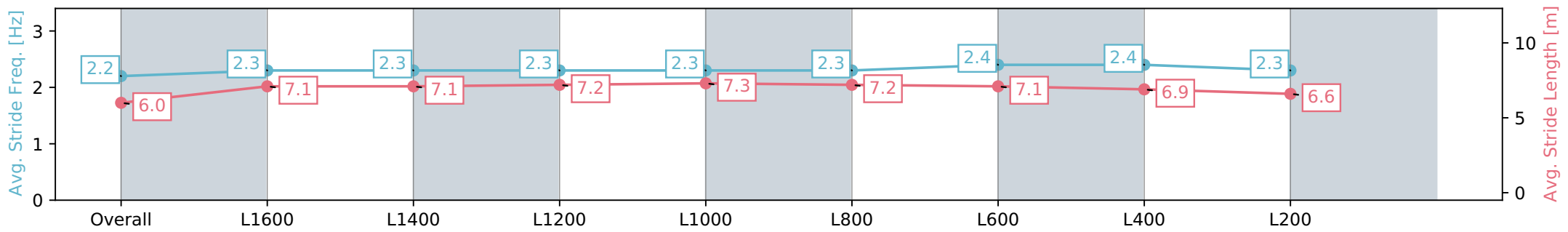
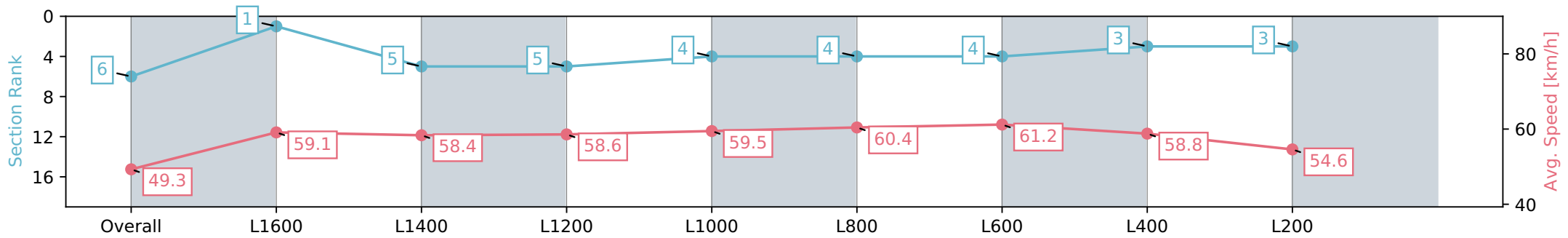
Horse/Jockey Name	NULLIFY/Jacob Opperman
Finish Rank	6
Fastest Section Time (Section)	0:11.88 (L600)
Top Speed [km/h] (Section)	62.0 (L800)
Race State	Finished



Morphettville SA - Professional  
 Race 5: Winning Edge Presentations Provincial Pathways  
 Final (Qualified Horses) - 1800m  
 04 May 2024 - 2:13PM  
 Track Rating: Good 4, Weather: Fine, Rail Position: +2m 1200m-W/  
 Post; True Remainder. Sectional 602m



Section	Overall	L1600	L1400	L1200	L1000	L800	L600	L400	L200
Section Times	1:52.98 [6] (0:14.63)	1:38.35 [1] (0:12.17)	1:26.18 [5] (0:12.41)	1:13.77 [5] (0:12.35)	1:01.42 [4] (0:12.10)	0:49.32 [4] (0:11.98)	0:37.34 [4] (0:11.88)	0:25.46 [3] (0:12.26)	0:13.20 [3] (0:13.20)
Average Speed [km/h]	49.3	59.1	58.4	58.6	59.5	60.4	61.2	58.8	54.6
Top Speed [km/h]	61.5	60.7	58.8	59.1	60.3	62.0	62.0	60.8	57.0
Avg. Dist. to Rail [m]	3.9	1.4	1.8	1.1	1.6	1.4	1.9	2.8	4.5
Avg. Stride Freq. [Hz]	2.2	2.3	2.3	2.3	2.3	2.3	2.4	2.4	2.3
Avg. Stride Length [m]	6.0	7.1	7.1	7.2	7.3	7.2	7.1	6.9	6.6



Report Created: Sat 04 May 2024 14:59:27 GMT+10 (Note: Timing is based on positional data)

- [ ] Ranking at each section and finish
- :-:- No data available at this section
- NA No data available

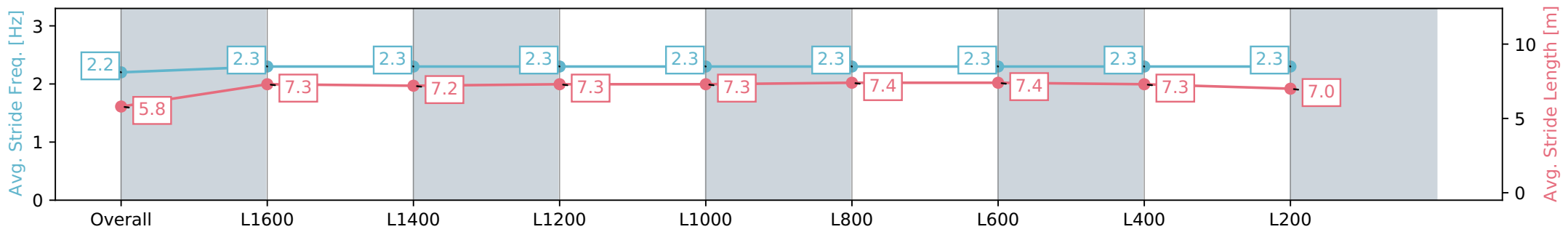
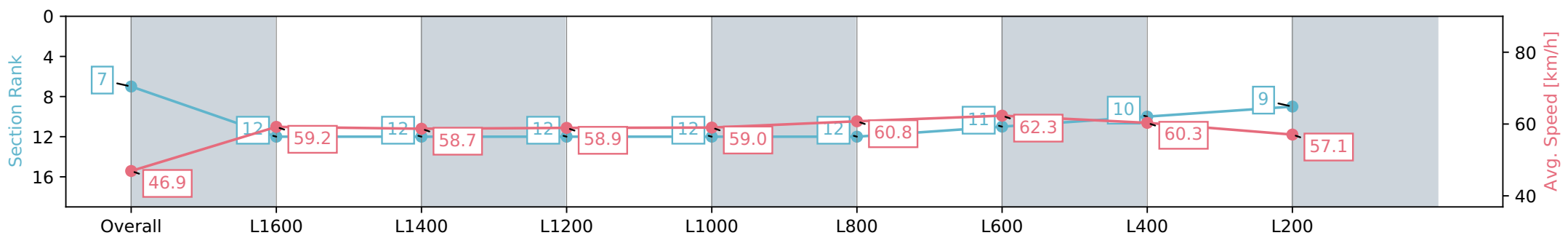
Horse/Jockey Name	HAYAI MESU/Ben Price
Finish Rank	7
Fastest Section Time (Section)	0:11.85 (L600)
Top Speed [km/h] (Section)	63.4 (L800)
Race State	Finished



Morphettville SA - Professional  
 Race 5: Winning Edge Presentations Provincial Pathways  
 Final (Qualified Horses) - 1800m  
 04 May 2024 - 2:13PM  
 Track Rating: Good 4, Weather: Fine, Rail Position: +2m 1200m-W/  
 Post; True Remainder. Sectional 602m



Section	Overall	L1600	L1400	L1200	L1000	L800	L600	L400	L200
Section Times	1:53.00 [7] (0:15.36)	1:37.64 [12] (0:12.17)	1:25.47 [12] (0:12.40)	1:13.07 [12] (0:12.32)	1:00.75 [12] (0:12.20)	0:48.55 [12] (0:12.05)	0:36.50 [11] (0:11.85)	0:24.65 [10] (0:12.05)	0:12.60 [9] (0:12.60)
Average Speed [km/h]	46.9	59.2	58.7	58.9	59.0	60.8	62.3	60.3	57.1
Top Speed [km/h]	61.4	60.2	60.0	60.2	60.9	62.2	63.4	61.6	59.1
Avg. Dist. to Rail [m]	10.3	2.9	2.9	2.6	3.8	3.9	5.3	6.4	8.6
Avg. Stride Freq. [Hz]	2.2	2.3	2.3	2.3	2.3	2.3	2.3	2.3	2.3
Avg. Stride Length [m]	5.8	7.3	7.2	7.3	7.3	7.4	7.4	7.3	7.0



Report Created: Sat 04 May 2024 14:59:31 GMT+10 (Note: Timing is based on positional data)

[ ] Ranking at each section and finish  
 -:-:- No data available at this section  
 NA No data available

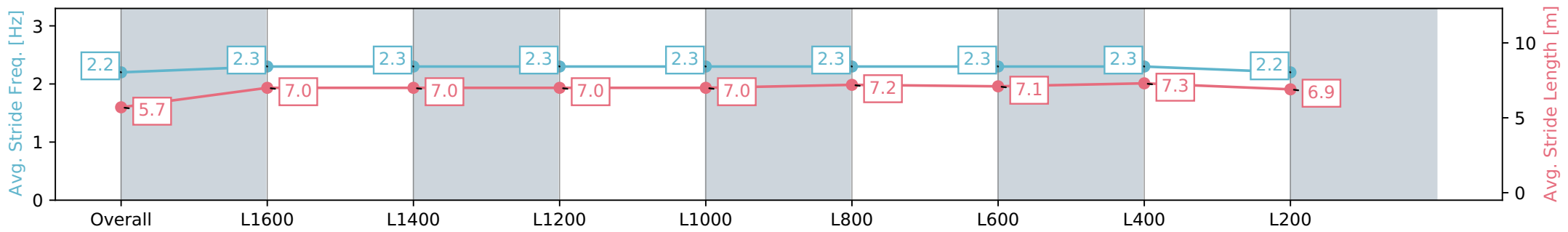
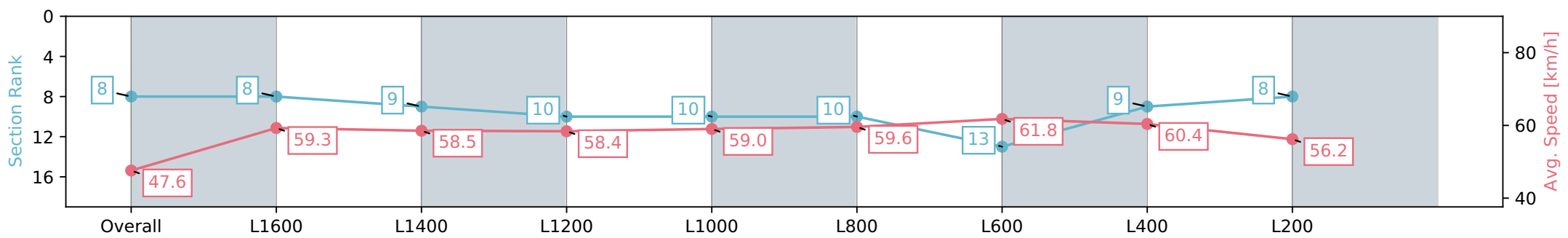
Horse/Jockey Name	FORTIS IN ARMIS/Jessica Eaton
Finish Rank	8
Fastest Section Time (Section)	0:11.81 (L600)
Top Speed [km/h] (Section)	62.5 (L800)
Race State	Finished



Morphettville SA - Professional  
 Race 5: Winning Edge Presentations Provincial Pathways  
 Final (Qualified Horses) - 1800m  
 04 May 2024 - 2:13PM  
 Track Rating: Good 4, Weather: Fine, Rail Position: +2m 1200m-W/  
 Post; True Remainder. Sectional 602m



Section	Overall	L1600	L1400	L1200	L1000	L800	L600	L400	L200
Section Times	1:53.13 [8] (0:15.14)	1:37.99 [8] (0:12.15)	1:25.84 [9] (0:12.44)	1:13.40 [10] (0:12.41)	1:00.99 [10] (0:12.18)	0:48.81 [10] (0:12.21)	0:36.60 [13] (0:11.81)	0:24.79 [9] (0:12.01)	0:12.78 [8] (0:12.78)
Average Speed [km/h]	47.6	59.3	58.5	58.4	59.0	59.6	61.8	60.4	56.2
Top Speed [km/h]	60.5	60.5	59.5	59.6	60.4	61.4	62.5	61.1	59.0
Avg. Dist. to Rail [m]	6.6	2.3	2.8	1.8	2.5	2.1	3.0	3.4	3.3
Avg. Stride Freq. [Hz]	2.2	2.3	2.3	2.3	2.3	2.3	2.3	2.3	2.2
Avg. Stride Length [m]	5.7	7.0	7.0	7.0	7.0	7.2	7.1	7.3	6.9



Report Created: Sat 04 May 2024 14:59:35 GMT+10 (Note: Timing is based on positional data)

- [ ] Ranking at each section and finish
- :-:- No data available at this section
- NA No data available

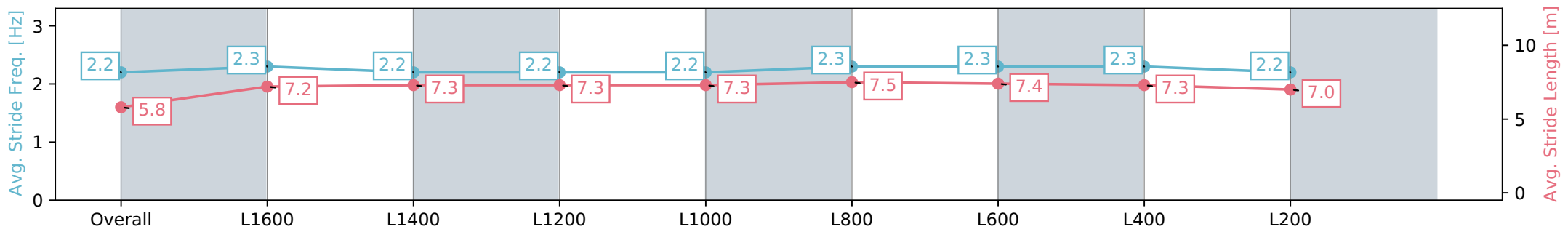
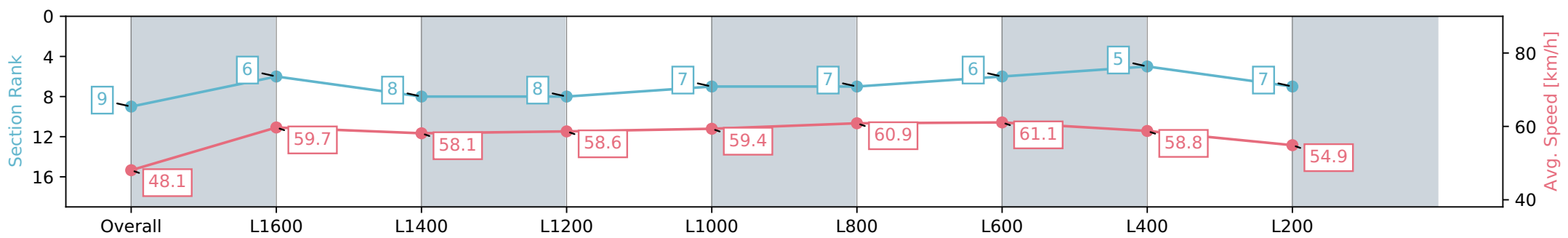
Horse/Jockey Name	PEARL ADIOS/Jason Holder
Finish Rank	9
Fastest Section Time (Section)	0:11.97 (L800)
Top Speed [km/h] (Section)	61.8 (L800)
Race State	Finished



Morphettville SA - Professional  
 Race 5: Winning Edge Presentations Provincial Pathways  
 Final (Qualified Horses) - 1800m  
 04 May 2024 - 2:13PM  
 Track Rating: Good 4, Weather: Fine, Rail Position: +2m 1200m-W/  
 Post; True Remainder. Sectional 602m



Section	Overall	L1600	L1400	L1200	L1000	L800	L600	L400	L200
Section Times	1:53.35 [9] (0:14.98)	1:38.37 [6] (0:12.07)	1:26.30 [8] (0:12.47)	1:13.83 [8] (0:12.35)	1:01.48 [7] (0:12.12)	0:49.36 [7] (0:11.97)	0:37.39 [6] (0:11.97)	0:25.42 [5] (0:12.28)	0:13.13 [7] (0:13.13)
Average Speed [km/h]	48.1	59.7	58.1	58.6	59.4	60.9	61.1	58.8	54.9
Top Speed [km/h]	61.1	60.9	58.9	59.3	60.7	61.8	61.8	60.1	58.4
Avg. Dist. to Rail [m]	1.7	1.0	1.9	1.6	2.9	2.9	2.9	4.5	5.7
Avg. Stride Freq. [Hz]	2.2	2.3	2.2	2.2	2.2	2.3	2.3	2.3	2.2
Avg. Stride Length [m]	5.8	7.2	7.3	7.3	7.3	7.5	7.4	7.3	7.0



Report Created: Sat 04 May 2024 14:59:38 GMT+10 (Note: Timing is based on positional data)

[ ] Ranking at each section and finish  
 -:-:- No data available at this section  
 NA No data available

Horse/Jockey Name	GRINZINGER ALLEE/Justin Potter
Finish Rank	10
Fastest Section Time (Section)	0:11.81 (L600)
Top Speed [km/h] (Section)	65.2 (L800)
Race State	Finished



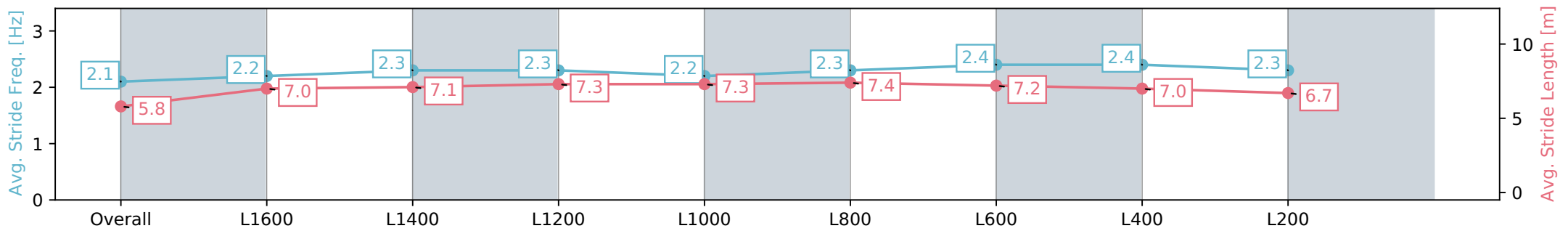
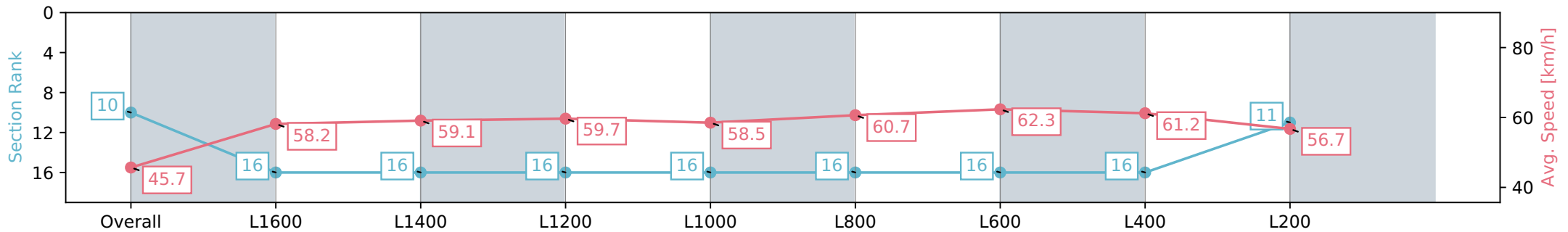
Morphettville SA - Professional  
 Race 5: Winning Edge Presentations Provincial Pathways  
 Final (Qualified Horses) - 1800m



04 May 2024 - 2:13PM

Track Rating: Good 4, Weather: Fine, Rail Position: +2m 1200m-W/  
 Post; True Remainder. Sectional 602m

Section	Overall	L1600	L1400	L1200	L1000	L800	L600	L400	L200
Section Times	1:53.36 [10] (0:15.80)	1:37.56 [16] (0:12.39)	1:25.17 [16] (0:12.30)	1:12.87 [16] (0:12.15)	1:00.72 [16] (0:12.28)	0:48.43 [16] (0:12.05)	0:36.38 [16] (0:11.81)	0:24.57 [16] (0:11.88)	0:12.69 [11] (0:12.69)
Average Speed [km/h]	45.7	58.2	59.1	59.7	58.5	60.7	62.3	61.2	56.7
Top Speed [km/h]	58.3	58.8	60.4	60.9	61.1	61.8	65.2	63.0	60.2
Avg. Dist. to Rail [m]	12.9	2.6	2.4	1.9	2.5	3.2	4.0	8.7	10.7
Avg. Stride Freq. [Hz]	2.1	2.2	2.3	2.3	2.2	2.3	2.4	2.4	2.3
Avg. Stride Length [m]	5.8	7.0	7.1	7.3	7.3	7.4	7.2	7.0	6.7



Report Created: Sat 04 May 2024 14:59:42 GMT+10 (Note: Timing is based on positional data)

- [ ] Ranking at each section and finish
- :-:- No data available at this section
- NA No data available

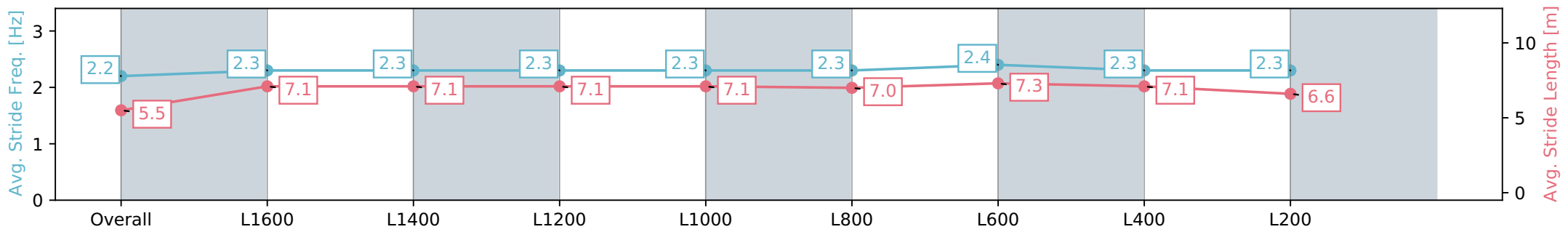
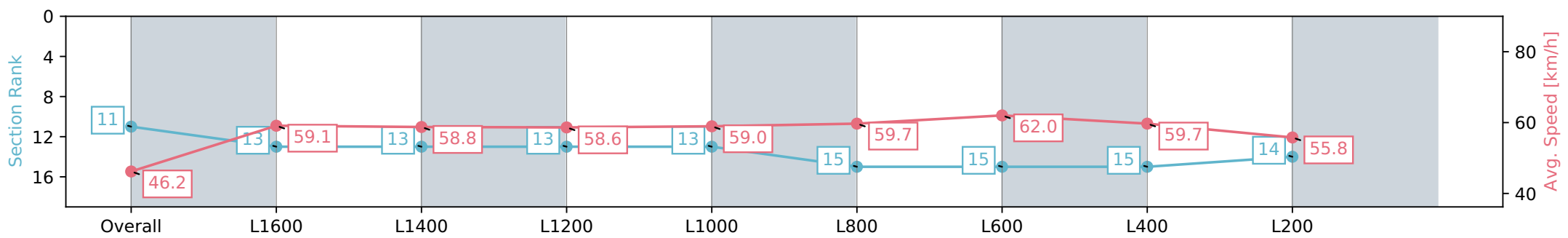
Horse/Jockey Name	BELLAVARDO/Teagan Voorham
Finish Rank	11
Fastest Section Time (Section)	0:11.81 (L600)
Top Speed [km/h] (Section)	63.0 (L800)
Race State	Finished



Morphettville SA - Professional  
 Race 5: Winning Edge Presentations Provincial Pathways  
 Final (Qualified Horses) - 1800m  
 04 May 2024 - 2:13PM  
 Track Rating: Good 4, Weather: Fine, Rail Position: +2m 1200m-W/  
 Post; True Remainder. Sectional 602m



Section	Overall	L1600	L1400	L1200	L1000	L800	L600	L400	L200
Section Times	1:53.63 [11] (0:15.60)	1:38.03 [13] (0:12.18)	1:25.85 [13] (0:12.31)	1:13.54 [13] (0:12.27)	1:01.27 [13] (0:12.21)	0:49.06 [15] (0:12.15)	0:36.91 [15] (0:11.81)	0:25.10 [15] (0:12.20)	0:12.90 [14] (0:12.90)
Average Speed [km/h]	46.2	59.1	58.8	58.6	59.0	59.7	62.0	59.7	55.8
Top Speed [km/h]	61.5	60.1	59.2	59.9	60.6	61.7	63.0	61.4	57.7
Avg. Dist. to Rail [m]	7.8	1.1	1.1	0.5	1.7	2.1	3.3	8.5	9.9
Avg. Stride Freq. [Hz]	2.2	2.3	2.3	2.3	2.3	2.3	2.4	2.3	2.3
Avg. Stride Length [m]	5.5	7.1	7.1	7.1	7.1	7.0	7.3	7.1	6.6



Report Created: Sat 04 May 2024 14:59:46 GMT+10 (Note: Timing is based on positional data)

- [ ] Ranking at each section and finish
- :-:- No data available at this section
- NA No data available

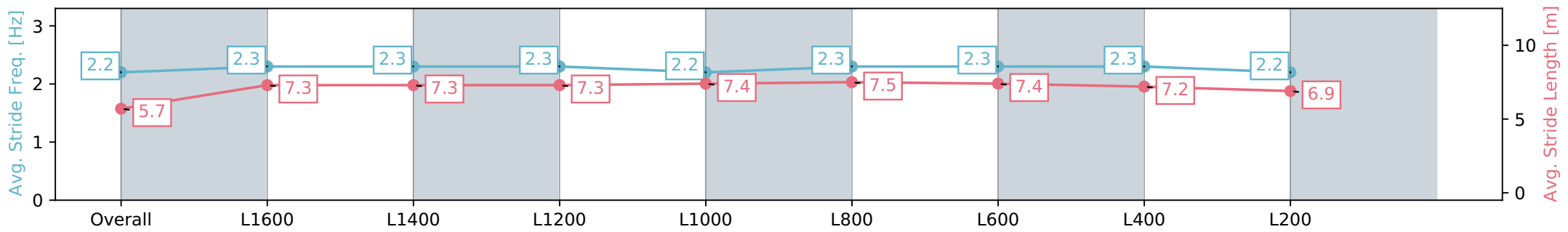
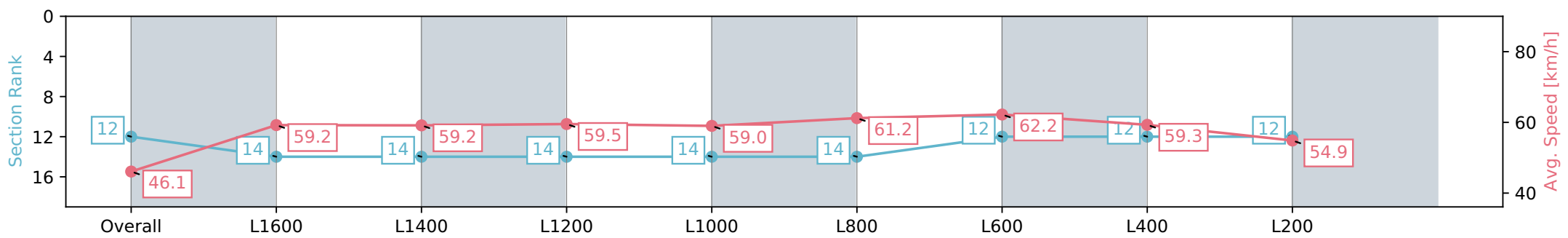
Horse/Jockey Name	UPGRADE ME/Lachlan Neindorf
Finish Rank	12
Fastest Section Time (Section)	0:11.91 (L600)
Top Speed [km/h] (Section)	62.9 (L800)
Race State	Finished



Morphettville SA - Professional  
 Race 5: Winning Edge Presentations Provincial Pathways  
 Final (Qualified Horses) - 1800m  
 04 May 2024 - 2:13PM  
 Track Rating: Good 4, Weather: Fine, Rail Position: +2m 1200m-W/  
 Post; True Remainder. Sectional 602m



Section	Overall	L1600	L1400	L1200	L1000	L800	L600	L400	L200
Section Times	1:53.79 [12] (0:15.66)	1:38.13 [14] (0:12.17)	1:25.96 [14] (0:12.30)	1:13.66 [14] (0:12.24)	1:01.42 [14] (0:12.19)	0:49.23 [14] (0:11.95)	0:37.28 [12] (0:11.91)	0:25.37 [12] (0:12.27)	0:13.10 [12] (0:13.10)
Average Speed [km/h]	46.1	59.2	59.2	59.5	59.0	61.2	62.2	59.3	54.9
Top Speed [km/h]	60.0	60.0	61.4	61.1	61.0	62.3	62.9	61.5	57.0
Avg. Dist. to Rail [m]	10.0	3.0	3.2	3.0	4.2	4.3	5.4	8.3	9.6
Avg. Stride Freq. [Hz]	2.2	2.3	2.3	2.3	2.2	2.3	2.3	2.3	2.2
Avg. Stride Length [m]	5.7	7.3	7.3	7.3	7.4	7.5	7.4	7.2	6.9



Report Created: Sat 04 May 2024 14:59:50 GMT+10 (Note: Timing is based on positional data)

- [ ] Ranking at each section and finish
- :-:- No data available at this section
- NA No data available



Horse/Jockey Name	BABY ALEX/Jamie Kah
Finish Rank	13
Fastest Section Time (Section)	0:11.87 (L600)
Top Speed [km/h] (Section)	61.8 (L800)
Race State	Finished



Morphettville SA - Professional

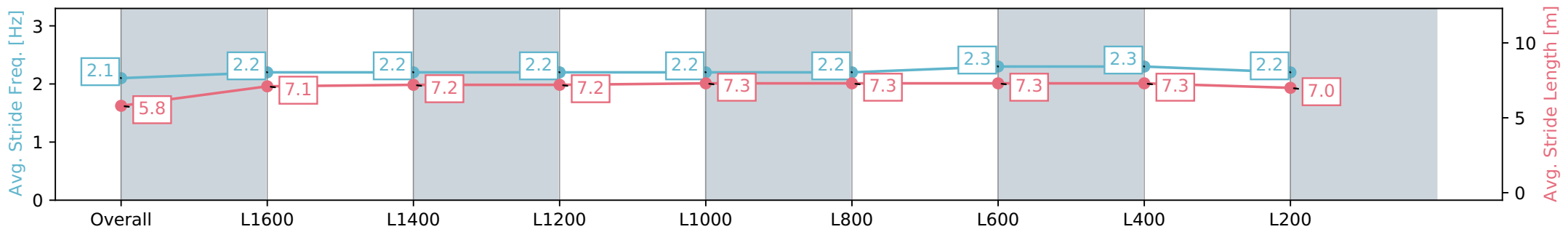
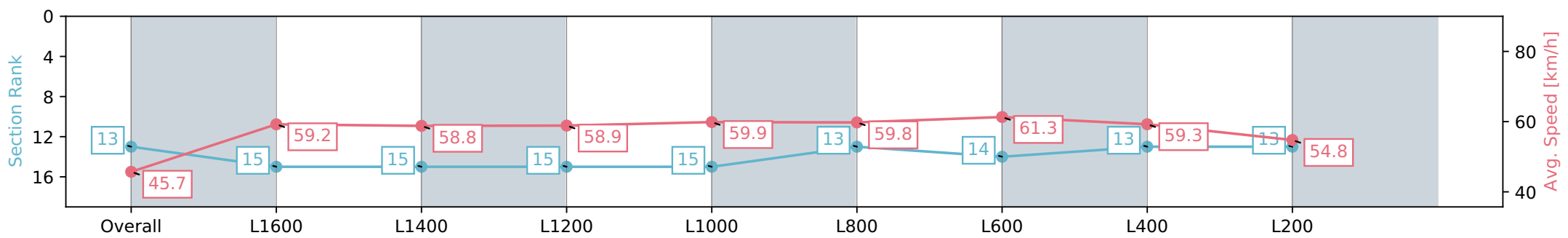
Race 5: Winning Edge Presentations Provincial Pathways  
Final (Qualified Horses) - 1800m

04 May 2024 - 2:13PM

Track Rating: Good 4, Weather: Fine, Rail Position: +2m 1200m-W/  
Post; True Remainder. Sectional 602m



Section	Overall	L1600	L1400	L1200	L1000	L800	L600	L400	L200
Section Times	1:53.86 [13] (0:15.79)	1:38.07 [15] (0:12.16)	1:25.91 [15] (0:12.32)	1:13.59 [15] (0:12.25)	1:01.34 [15] (0:12.02)	0:49.32 [13] (0:12.11)	0:37.21 [14] (0:11.87)	0:25.34 [13] (0:12.18)	0:13.16 [13] (0:13.16)
Average Speed [km/h]	45.7	59.2	58.8	58.9	59.9	59.8	61.3	59.3	54.8
Top Speed [km/h]	59.7	60.2	59.3	59.6	61.3	61.0	61.8	60.8	57.4
Avg. Dist. to Rail [m]	10.7	1.3	1.5	0.7	1.1	1.2	2.1	1.8	3.8
Avg. Stride Freq. [Hz]	2.1	2.2	2.2	2.2	2.2	2.2	2.3	2.3	2.2
Avg. Stride Length [m]	5.8	7.1	7.2	7.2	7.3	7.3	7.3	7.3	7.0



Report Created: Sat 04 May 2024 14:59:54 GMT+10 (Note: Timing is based on positional data)

- [ ] Ranking at each section and finish
- :-:- No data available at this section
- NA No data available

Horse/Jockey Name	SIRMAZE/Stacey Metcalfe
Finish Rank	14
Fastest Section Time (Section)	0:11.88 (L1600)
Top Speed [km/h] (Section)	62.0 (Overall)
Race State	Finished



Morphettville SA - Professional

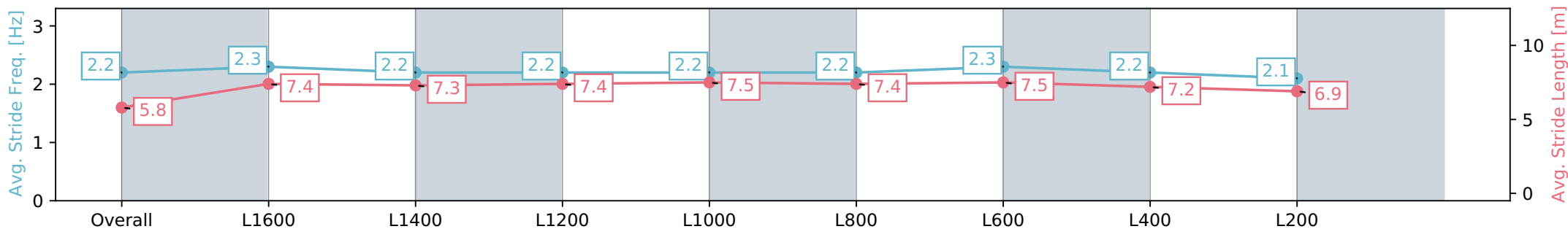
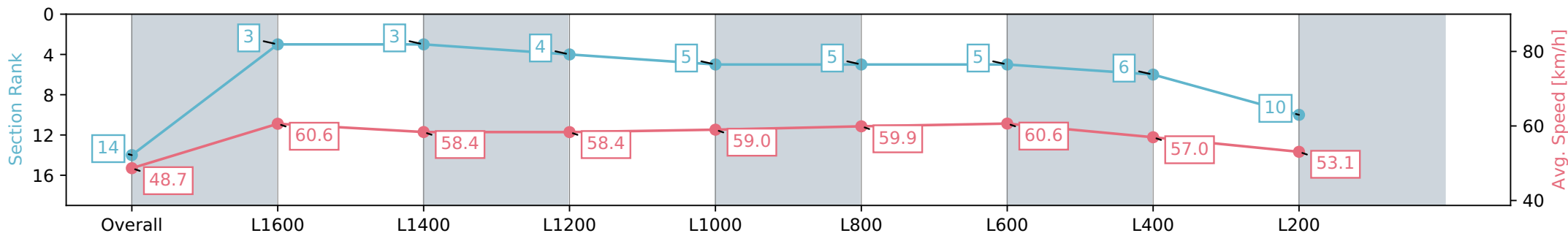
Race 5: Winning Edge Presentations Provincial Pathways Final (Qualified Horses) - 1800m

04 May 2024 - 2:13PM

Track Rating: Good 4, Weather: Fine, Rail Position: +2m 1200m-W/ Post; True Remainder. Sectional 602m



Section	Overall	L1600	L1400	L1200	L1000	L800	L600	L400	L200
Section Times	1:54.25 [14] (0:14.81)	1:39.44 [3] (0:11.88)	1:27.56 [3] (0:12.46)	1:15.10 [4] (0:12.46)	1:02.64 [5] (0:12.19)	0:50.45 [5] (0:12.13)	0:38.32 [5] (0:12.03)	0:26.29 [6] (0:12.70)	0:13.59 [10] (0:13.59)
Average Speed [km/h]	48.7	60.6	58.4	58.4	59.0	59.9	60.6	57.0	53.1
Top Speed [km/h]	62.0	61.4	59.9	59.1	59.5	61.1	61.3	58.7	56.0
Avg. Dist. to Rail [m]	4.9	2.7	3.1	2.3	3.3	2.7	2.6	4.5	5.9
Avg. Stride Freq. [Hz]	2.2	2.3	2.2	2.2	2.2	2.2	2.3	2.2	2.1
Avg. Stride Length [m]	5.8	7.4	7.3	7.4	7.5	7.4	7.5	7.2	6.9



Report Created: Sat 04 May 2024 14:59:58 GMT+10 (Note: Timing is based on positional data)

- [ ] Ranking at each section and finish
- :-:- No data available at this section
- NA No data available

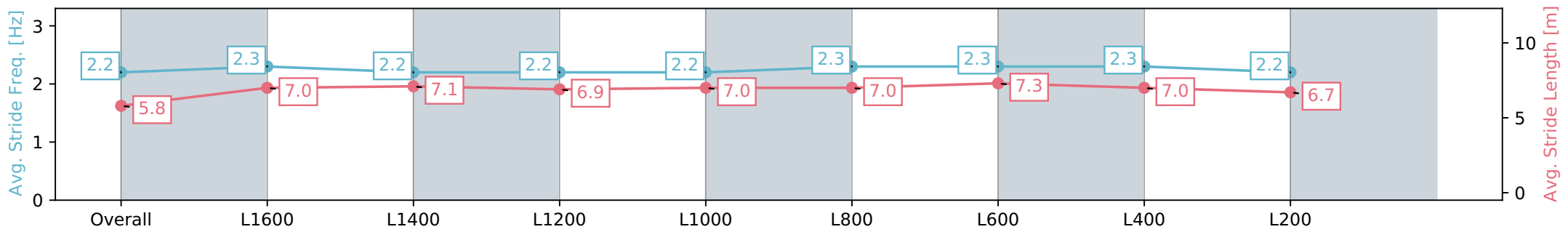
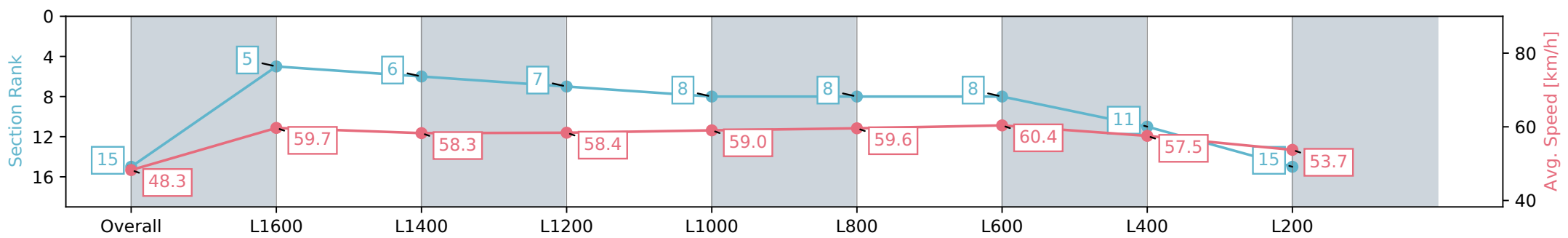
Horse/Jockey Name	INAGURATE/Dom Tourneur
Finish Rank	15
Fastest Section Time (Section)	0:12.05 (L600)
Top Speed [km/h] (Section)	61.5 (L800)
Race State	Finished



Morphettville SA - Professional  
 Race 5: Winning Edge Presentations Provincial Pathways  
 Final (Qualified Horses) - 1800m  
 04 May 2024 - 2:13PM  
 Track Rating: Good 4, Weather: Fine, Rail Position: +2m 1200m-W/  
 Post; True Remainder. Sectional 602m



Section	Overall	L1600	L1400	L1200	L1000	L800	L600	L400	L200
Section Times	1:54.30 [15] (0:14.93)	1:39.37 [5] (0:12.06)	1:27.31 [6] (0:12.50)	1:14.81 [7] (0:12.41)	1:02.40 [8] (0:12.21)	0:50.19 [8] (0:12.19)	0:38.00 [8] (0:12.05)	0:25.95 [11] (0:12.56)	0:13.38 [15] (0:13.38)
Average Speed [km/h]	48.3	59.7	58.3	58.4	59.0	59.6	60.4	57.5	53.7
Top Speed [km/h]	61.2	61.2	60.2	59.1	60.0	60.4	61.5	59.3	56.0
Avg. Dist. to Rail [m]	3.0	2.1	2.9	2.1	2.7	2.3	2.4	2.6	4.3
Avg. Stride Freq. [Hz]	2.2	2.3	2.2	2.2	2.2	2.3	2.3	2.3	2.2
Avg. Stride Length [m]	5.8	7.0	7.1	6.9	7.0	7.0	7.3	7.0	6.7



Report Created: Sat 04 May 2024 15:00:01 GMT+10 (Note: Timing is based on positional data)

- [ ] Ranking at each section and finish
- :-:- No data available at this section
- NA No data available

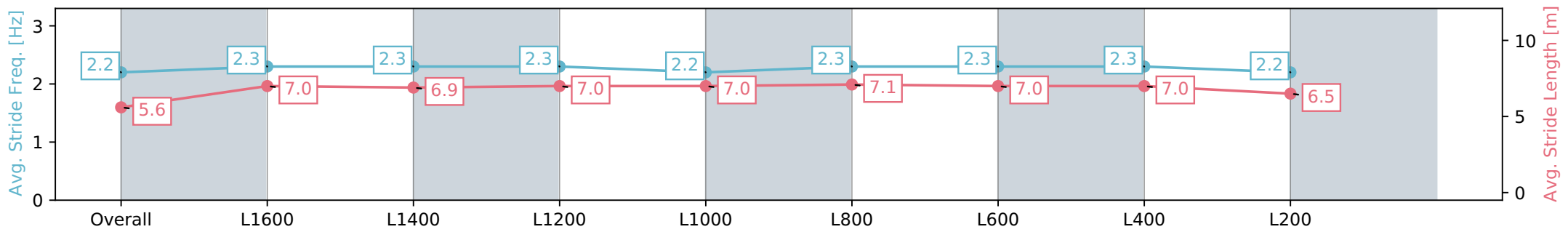
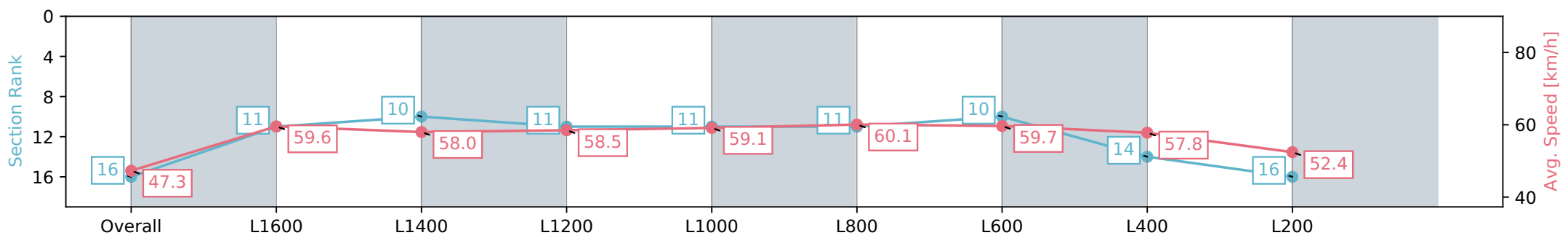
Horse/Jockey Name	ZOFFANY ROCKET/Sophie Logan
Finish Rank	16
Fastest Section Time (Section)	0:12.04 (L800)
Top Speed [km/h] (Section)	60.7 (L1200)
Race State	Finished



Morphettville SA - Professional  
 Race 5: Winning Edge Presentations Provincial Pathways  
 Final (Qualified Horses) - 1800m  
 04 May 2024 - 2:13PM  
 Track Rating: Good 4, Weather: Fine, Rail Position: +2m 1200m-W/  
 Post; True Remainder. Sectional 602m



Section	Overall	L1600	L1400	L1200	L1000	L800	L600	L400	L200
Section Times	1:54.74 [16] (0:15.24)	1:39.50 [11] (0:12.08)	1:27.42 [10] (0:12.51)	1:14.91 [11] (0:12.34)	1:02.57 [11] (0:12.18)	0:50.39 [11] (0:12.04)	0:38.35 [10] (0:12.13)	0:26.22 [14] (0:12.48)	0:13.74 [16] (0:13.74)
Average Speed [km/h]	47.3	59.6	58.0	58.5	59.1	60.1	59.7	57.8	52.4
Top Speed [km/h]	60.4	60.4	58.9	59.3	60.7	60.6	60.3	59.0	55.9
Avg. Dist. to Rail [m]	3.0	1.4	1.7	0.9	1.5	1.2	1.2	0.8	1.6
Avg. Stride Freq. [Hz]	2.2	2.3	2.3	2.3	2.2	2.3	2.3	2.3	2.2
Avg. Stride Length [m]	5.6	7.0	6.9	7.0	7.0	7.1	7.0	7.0	6.5



Report Created: Sat 04 May 2024 15:00:05 GMT+10 (Note: Timing is based on positional data)

- [ ] Ranking at each section and finish
- :-:- No data available at this section
- NA No data available