



RACING SA

# Morphettville SA

## Race 9: Thomas Farms Handicap - 1600m

27 April 2024 - 4:51PM



Morphettville

Track Rating: Good 4, Weather: Overcast, Rail Position: True

Section								Overall	L1400	L1200	L1000	L800	L600		
Field Times								1:39.54 (0:14.99)	1:24.55 (0:12.94)	1:11.60 (0:12.90)	0:58.70 (0:12.38)	0:46.33 (0:11.71)	0:34.61 (0:11.18)		
Position	#	Horse/Jockey	Barrier	Top Speed [km/h]	Fastest Section	First 400m								Distance Travelled From Winner [m]	
1	1	<b>CHICAGO STORM</b> Carleen Hefel	4	65.0 800-600	0:11.18 600-400	0:27.93	1:39.54 (0:14.99)	1:24.55 [1] (0:12.94)	1:11.61 [1] (0:12.90)	0:58.71 [1] (0:12.38)	0:46.33 [1] (0:11.71)	0:34.62 [1] (0:11.18)			
2	7	<b>SECOND TO NUN</b> Jamie Kah	11	66.4 800-600	0:10.99 600-400	0:28.66	1:39.55 (0:15.88)	1:23.67 [6] (0:12.78)	1:10.89 [6] (0:12.99)	0:57.90 [7] (0:12.14)	0:45.76 [7] (0:11.82)	0:33.94 [6] (0:10.99)	+2		
3	10	<b>I'M A DEXSTAR</b> Alana Livesey	3	66.0 800-600	0:11.34 600-400	0:28.09	1:39.86 (0:15.21)	1:24.65 [2] (0:12.88)	1:11.77 [2] (0:12.83)	0:58.94 [2] (0:12.31)	0:46.63 [2] (0:11.79)	0:34.84 [2] (0:11.34)	+4		
4	5	<b>PRINCE JOFRA</b> Beau Mertens	1	65.9 800-600	0:11.05 600-400	0:28.20	1:40.00 (0:15.25)	1:24.75 [3] (0:12.95)	1:11.80 [3] (0:12.85)	0:58.95 [3] (0:12.35)	0:46.60 [3] (0:11.80)	0:34.80 [3] (0:11.05)	+0		
5	2	<b>PUDDING</b> Jake Toeroek	12	65.8 800-600	0:11.21 600-400	0:28.84	1:40.01 (0:16.12)	1:23.89 [9] (0:12.72)	1:11.17 [7] (0:12.71)	0:58.46 [6] (0:11.96)	0:46.50 [5] (0:11.75)	0:34.75 [4] (0:11.21)	+7		
6	3	<b>MR MAESTRO</b> Damian Lane	9	66.9 800-600	0:11.15 600-400	0:28.91	1:40.36 (0:15.91)	1:24.45 [8] (0:13.00)	1:11.45 [9] (0:12.91)	0:58.54 [8] (0:12.15)	0:46.39 [9] (0:11.84)	0:34.55 [9] (0:11.15)	+2		
7	11	<b>SILENT COMMAND</b> Stacey Metcalfe	6	63.9 600-400	0:11.41 600-400	0:28.53	1:40.42 (0:15.63)	1:24.79 [5] (0:12.90)	1:11.89 [5] (0:12.98)	0:58.91 [5] (0:12.17)	0:46.74 [6] (0:11.94)	0:34.80 [7] (0:11.41)	-1		
8	12	<b>FANMALIA</b> Teagan Voorham	7	65.6 800-600	0:11.19 600-400	0:28.90	1:40.56 (0:15.89)	1:24.67 [7] (0:13.01)	1:11.66 [8] (0:13.00)	0:58.66 [9] (0:11.93)	0:46.73 [8] (0:11.81)	0:34.92 [8] (0:11.19)	+7		
9	6	<b>JACK THE LAD</b> Kayla Crowther	5	65.1 800-600	0:11.31 600-400	0:28.42	1:41.02 (0:15.45)	1:25.57 [4] (0:12.97)	1:12.60 [4] (0:12.94)	0:59.66 [4] (0:12.12)	0:47.54 [4] (0:11.79)	0:35.75 [5] (0:11.31)	+4		

Scratched: My Khalifa (#4), Heart Of Puissance (#8), Alpine Flyer (#9)

- [ ] Position in running at each section and finish # Saddle cloth number
- :-:- No data available at this section DNF Did not finish
- NA No data available DNT Did not track
- Background shading for fastest section



RACING SA

Morphettville SA
Race 9: Thomas Farms Handicap - 1600m
27 April 2024 - 4:51PM



Track Rating: Good 4, Weather: Overcast, Rail Position: True

Table with columns: Section, Field Times, Position, #, Horse/Jockey, Barrier, Top Speed [km/h], Fastest Section, First 400m, L400, L200, Margin, Distance Travelled From Winner [m]. Rows include CHICAGO STORM, SECOND TO NUN, I'M A DEXSTAR, PRINCE JOFRA, PUDDING, MR MAESTRO, SILENT COMMAND, FANMALIA, JACK THE LAD.

Scratched: My Khalifa (#4), Heart Of Puissance (#8), Alpine Flyer (#9)

- [ ] Position in running at each section and finish
# Saddle cloth number
-:-:- No data available at this section
DNF Did not finish
NA No data available
DNT Did not track
Background shading for fastest section

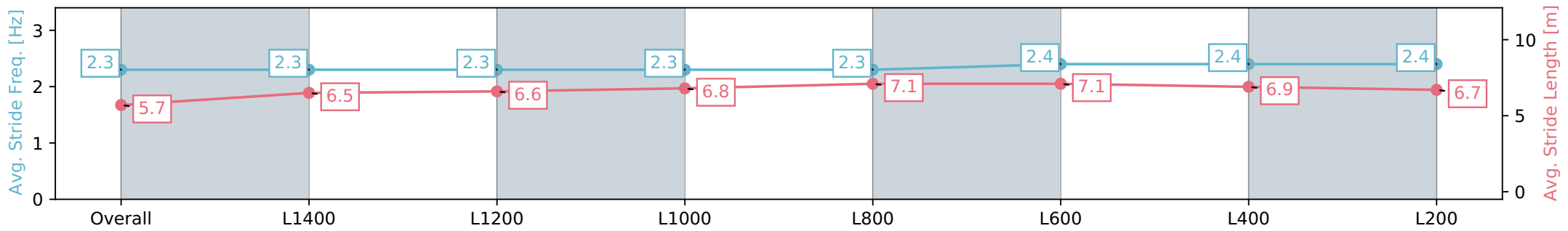
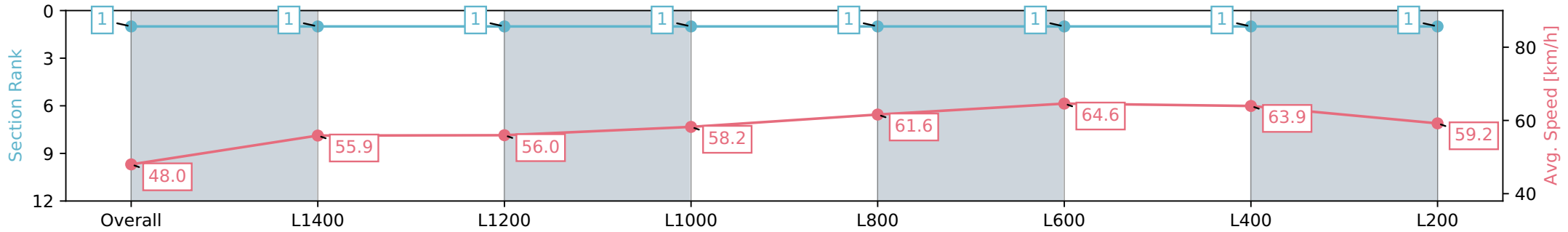
Horse/Jockey Name	CHICAGO STORM/Carleen Hefel
Finish Rank	1
Fastest Section Time (Section)	0:11.18 (L600)
Top Speed [km/h] (Section)	65.0 (L800)
Race State	Finished



Morphettville SA - Professional  
 Race 9: Thomas Farms Handicap - 1600m  
 27 April 2024 - 4:51PM  
 Track Rating: Good 4, Weather: Overcast, Rail Position: True



Section	Overall	L1400	L1200	L1000	L800	L600	L400	L200
Section Times	1:39.54 [1] (0:14.99)	1:24.55 [1] (0:12.94)	1:11.61 [1] (0:12.90)	0:58.71 [1] (0:12.38)	0:46.33 [1] (0:11.71)	0:34.62 [1] (0:11.18)	0:23.44 [1] (0:11.27)	0:12.17 [1] (0:12.17)
Average Speed [km/h]	48.0	55.9	56.0	58.2	61.6	64.6	63.9	59.2
Top Speed [km/h]	58.8	58.1	57.1	59.5	64.4	65.0	65.0	62.1
Avg. Dist. to Rail [m]	4.8	1.7	0.7	1.1	0.8	0.6	2.0	3.8
Avg. Stride Freq. [Hz]	2.3	2.3	2.3	2.3	2.3	2.4	2.4	2.4
Avg. Stride Length [m]	5.7	6.5	6.6	6.8	7.1	7.1	6.9	6.7



Report Created: Sat 27 April 2024 17:40:52 GMT+10 (Note: Timing is based on positional data)

[ ] Ranking at each section and finish  
 -:-:- No data available at this section  
 NA No data available



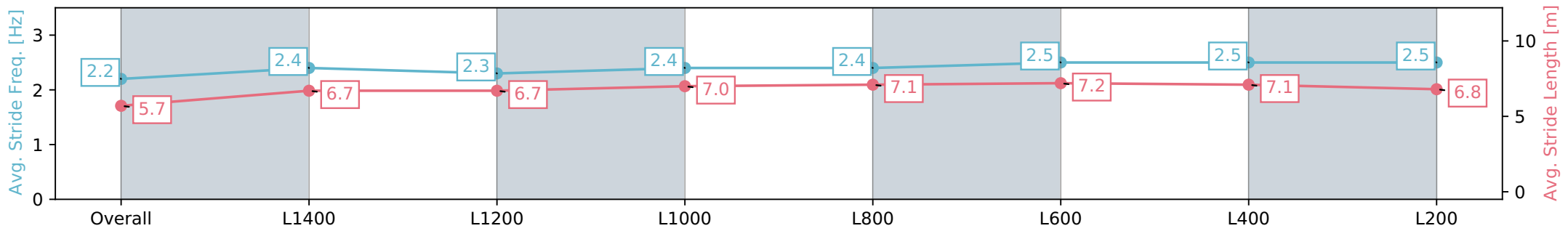
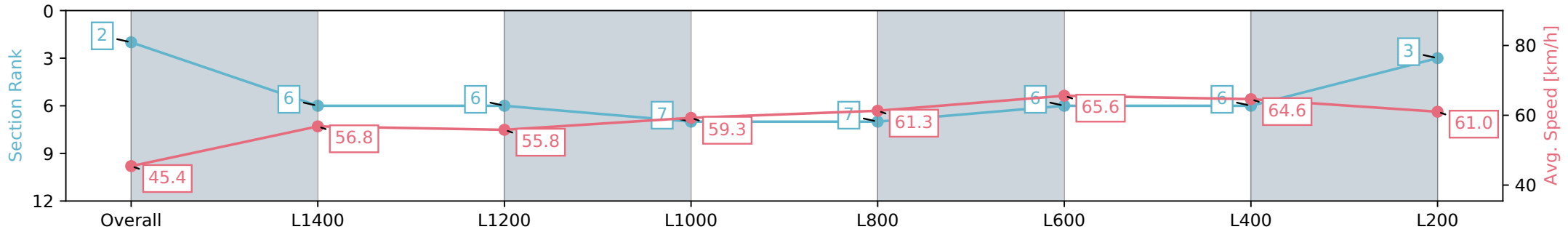
Horse/Jockey Name	SECOND TO NUN/Jamie Kah
Finish Rank	2
Fastest Section Time (Section)	0:10.99 (L600)
Top Speed [km/h] (Section)	66.4 (L800)
Race State	Finished



Morphettville SA - Professional  
 Race 9: Thomas Farms Handicap - 1600m  
 27 April 2024 - 4:51PM  
 Track Rating: Good 4, Weather: Overcast, Rail Position: True



Section	Overall	L1400	L1200	L1000	L800	L600	L400	L200
Section Times	1:39.55 [2] (0:15.88)	1:23.67 [6] (0:12.78)	1:10.89 [6] (0:12.99)	0:57.90 [7] (0:12.14)	0:45.76 [7] (0:11.82)	0:33.94 [6] (0:10.99)	0:22.95 [6] (0:11.15)	0:11.80 [3] (0:11.80)
Average Speed [km/h]	45.4	56.8	55.8	59.3	61.3	65.6	64.6	61.0
Top Speed [km/h]	58.7	59.1	56.9	60.5	64.1	66.4	65.7	63.3
Avg. Dist. to Rail [m]	7.2	2.8	1.8	2.0	1.5	0.5	2.4	5.8
Avg. Stride Freq. [Hz]	2.2	2.4	2.3	2.4	2.4	2.5	2.5	2.5
Avg. Stride Length [m]	5.7	6.7	6.7	7.0	7.1	7.2	7.1	6.8



Report Created: Sat 27 April 2024 17:40:55 GMT+10 (Note: Timing is based on positional data)

- [ ] Ranking at each section and finish
- :-:- No data available at this section
- NA No data available



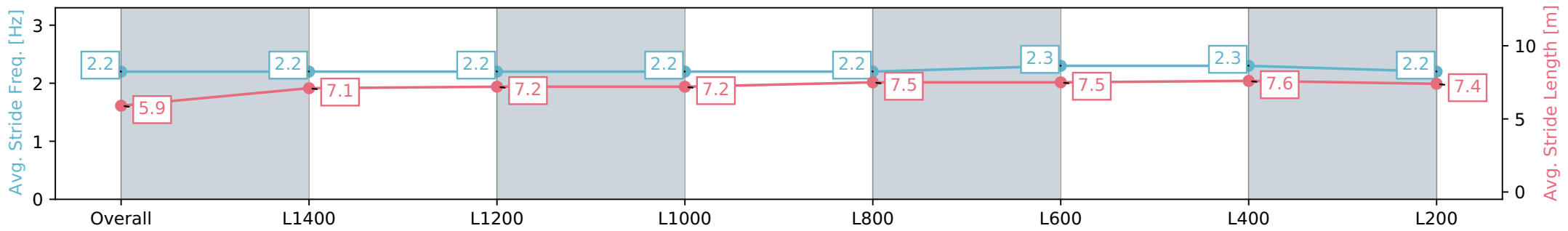
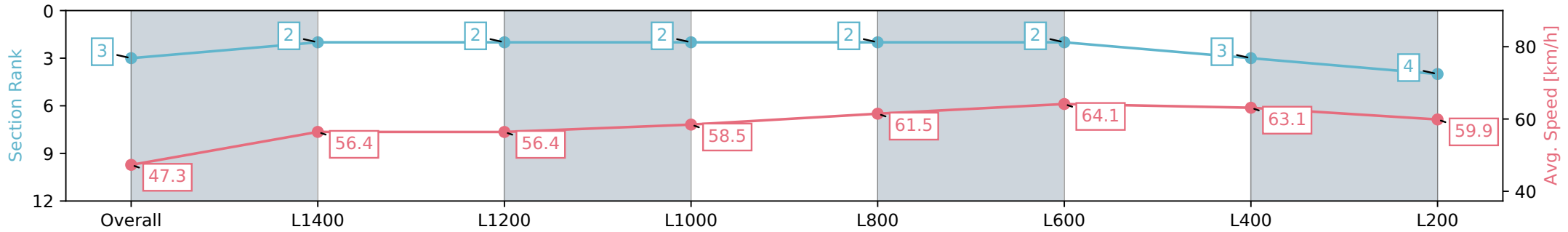
Horse/Jockey Name	I'M A DEXSTAR/Alana Livesey
Finish Rank	3
Fastest Section Time (Section)	0:11.34 (L600)
Top Speed [km/h] (Section)	66.0 (L800)
Race State	Finished



Morphettville SA - Professional  
 Race 9: Thomas Farms Handicap - 1600m  
 27 April 2024 - 4:51PM  
 Track Rating: Good 4, Weather: Overcast, Rail Position: True



Section	Overall	L1400	L1200	L1000	L800	L600	L400	L200
Section Times	1:39.86 [3] (0:15.21)	1:24.65 [2] (0:12.88)	1:11.77 [2] (0:12.83)	0:58.94 [2] (0:12.31)	0:46.63 [2] (0:11.79)	0:34.84 [2] (0:11.34)	0:23.50 [3] (0:11.46)	0:12.04 [4] (0:12.04)
Average Speed [km/h]	47.3	56.4	56.4	58.5	61.5	64.1	63.1	59.9
Top Speed [km/h]	57.3	58.2	57.6	59.3	63.9	66.0	65.0	62.1
Avg. Dist. to Rail [m]	4.0	2.7	1.4	2.0	1.7	1.9	5.4	10.1
Avg. Stride Freq. [Hz]	2.2	2.2	2.2	2.2	2.2	2.3	2.3	2.2
Avg. Stride Length [m]	5.9	7.1	7.2	7.2	7.5	7.5	7.6	7.4



- [ ] Ranking at each section and finish
- :-:- No data available at this section
- NA No data available

Horse/Jockey Name	PRINCE JOFRA/Beau Mertens
Finish Rank	4
Fastest Section Time (Section)	0:11.05 (L600)
Top Speed [km/h] (Section)	65.9 (L800)
Race State	Finished

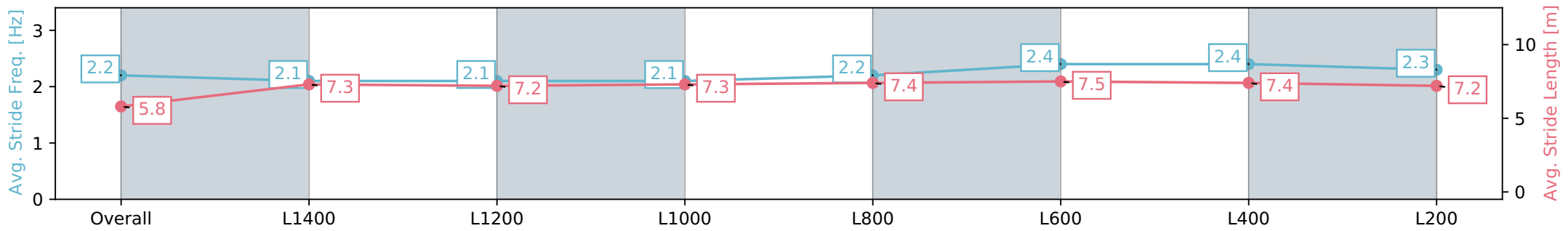
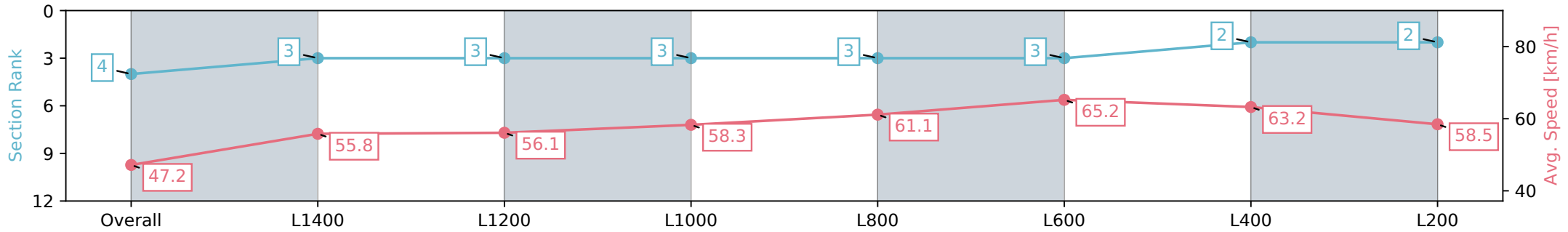


Morphettville SA - Professional  
 Race 9: Thomas Farms Handicap - 1600m  
 27 April 2024 - 4:51PM



Track Rating: Good 4, Weather: Overcast, Rail Position: True

Section	Overall	L1400	L1200	L1000	L800	L600	L400	L200
Section Times	1:40.00 [4] (0:15.25)	1:24.75 [3] (0:12.95)	1:11.80 [3] (0:12.85)	0:58.95 [3] (0:12.35)	0:46.60 [3] (0:11.80)	0:34.80 [3] (0:11.05)	0:23.75 [2] (0:11.45)	0:12.30 [2] (0:12.30)
Average Speed [km/h]	47.2	55.8	56.1	58.3	61.1	65.2	63.2	58.5
Top Speed [km/h]	57.8	57.5	57.5	59.2	64.5	65.9	64.8	61.1
Avg. Dist. to Rail [m]	2.0	1.0	0.4	1.1	0.7	0.6	3.6	8.2
Avg. Stride Freq. [Hz]	2.2	2.1	2.1	2.1	2.2	2.4	2.4	2.3
Avg. Stride Length [m]	5.8	7.3	7.2	7.3	7.4	7.5	7.4	7.2



[ ] Ranking at each section and finish  
 -:-:- No data available at this section  
 NA No data available

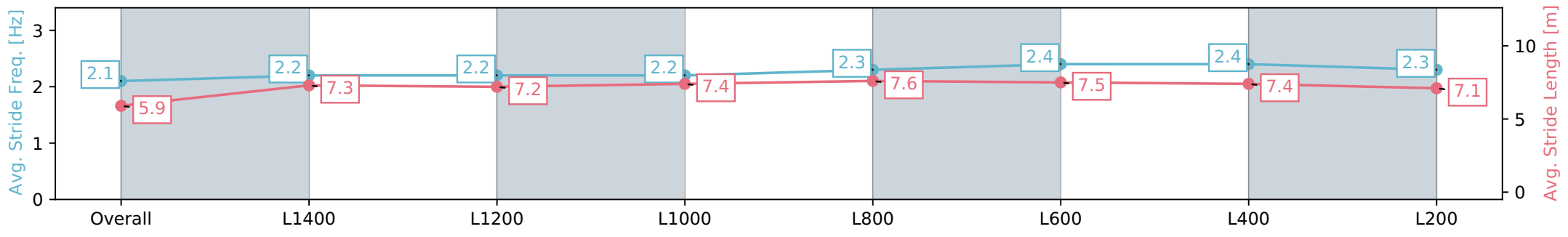
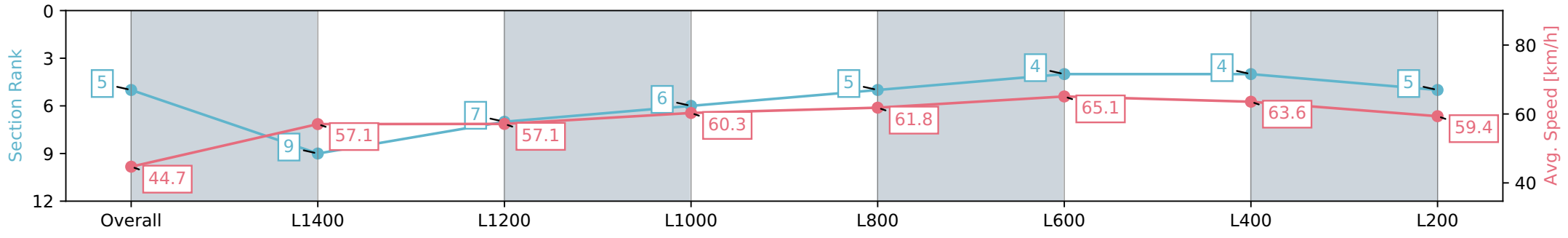
Horse/Jockey Name	PUDDING/Jake Toeroek
Finish Rank	5
Fastest Section Time (Section)	0:11.21 (L600)
Top Speed [km/h] (Section)	65.8 (L800)
Race State	Finished



Morphettville SA - Professional  
 Race 9: Thomas Farms Handicap - 1600m  
 27 April 2024 - 4:51PM  
 Track Rating: Good 4, Weather: Overcast, Rail Position: True



Section	Overall	L1400	L1200	L1000	L800	L600	L400	L200
Section Times	1:40.01 [5] (0:16.12)	1:23.89 [9] (0:12.72)	1:11.17 [7] (0:12.71)	0:58.46 [6] (0:11.96)	0:46.50 [5] (0:11.75)	0:34.75 [4] (0:11.21)	0:23.54 [4] (0:11.41)	0:12.13 [5] (0:12.13)
Average Speed [km/h]	44.7	57.1	57.1	60.3	61.8	65.1	63.6	59.4
Top Speed [km/h]	57.9	59.3	58.4	60.9	64.0	65.8	64.4	62.1
Avg. Dist. to Rail [m]	7.5	2.6	2.1	2.6	2.5	2.7	5.6	11.2
Avg. Stride Freq. [Hz]	2.1	2.2	2.2	2.2	2.3	2.4	2.4	2.3
Avg. Stride Length [m]	5.9	7.3	7.2	7.4	7.6	7.5	7.4	7.1



Report Created: Sat 27 April 2024 17:41:05 GMT+10 (Note: Timing is based on positional data)

- [ ] Ranking at each section and finish
- :-:- No data available at this section
- NA No data available



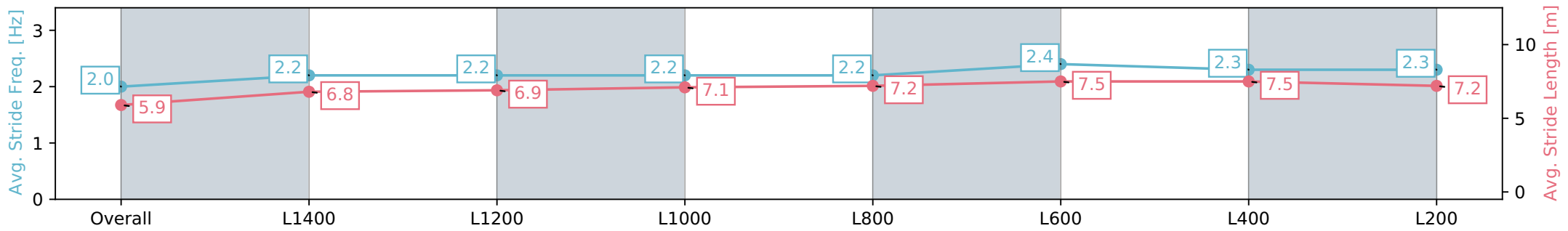
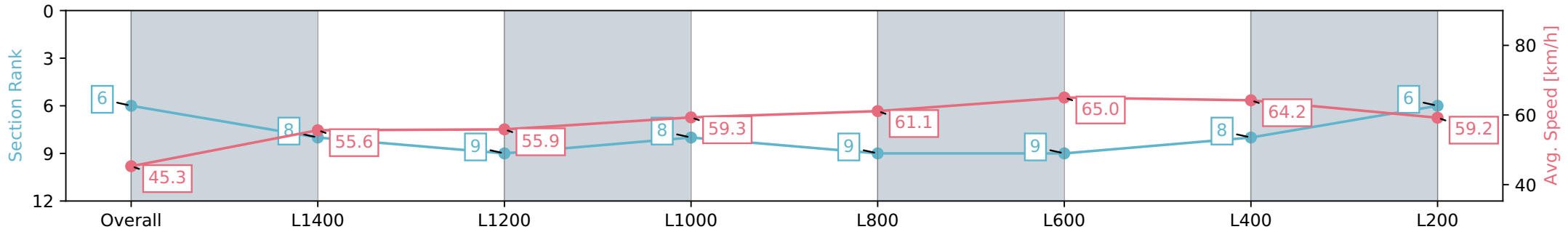
Horse/Jockey Name	MR MAESTRO/Damian Lane
Finish Rank	6
Fastest Section Time (Section)	0:11.15 (L600)
Top Speed [km/h] (Section)	66.9 (L800)
Race State	Finished



Morphettville SA - Professional  
 Race 9: Thomas Farms Handicap - 1600m  
 27 April 2024 - 4:51PM  
 Track Rating: Good 4, Weather: Overcast, Rail Position: True



Section	Overall	L1400	L1200	L1000	L800	L600	L400	L200
Section Times	1:40.36 [6] (0:15.91)	1:24.45 [8] (0:13.00)	1:11.45 [9] (0:12.91)	0:58.54 [8] (0:12.15)	0:46.39 [9] (0:11.84)	0:34.55 [9] (0:11.15)	0:23.40 [8] (0:11.24)	0:12.16 [6] (0:12.16)
Average Speed [km/h]	45.3	55.6	55.9	59.3	61.1	65.0	64.2	59.2
Top Speed [km/h]	57.9	57.7	56.4	60.7	64.1	66.9	65.1	62.3
Avg. Dist. to Rail [m]	5.2	1.2	0.7	1.2	1.2	1.5	2.7	6.4
Avg. Stride Freq. [Hz]	2.0	2.2	2.2	2.2	2.2	2.4	2.3	2.3
Avg. Stride Length [m]	5.9	6.8	6.9	7.1	7.2	7.5	7.5	7.2



[ ] Ranking at each section and finish  
 -:-:- No data available at this section  
 NA No data available



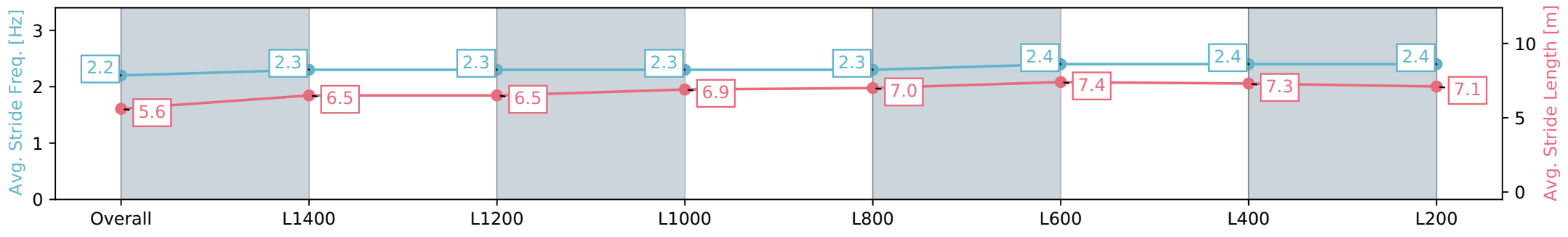
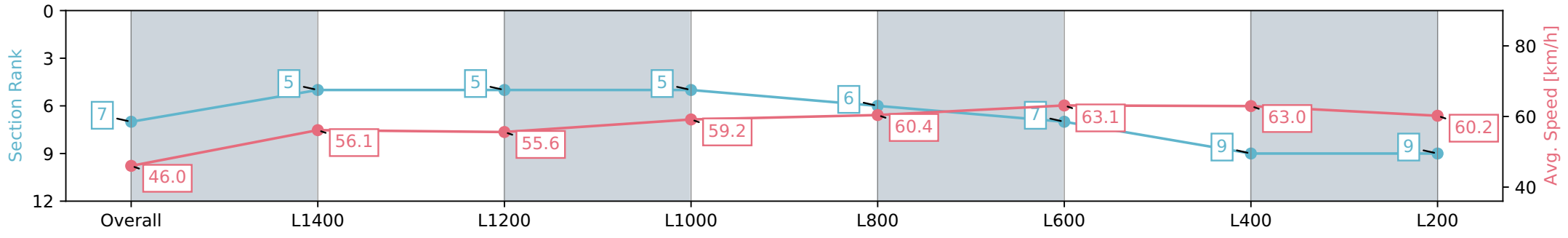
Horse/Jockey Name	SILENT COMMAND/Stacey Metcalfe
Finish Rank	7
Fastest Section Time (Section)	0:11.41 (L600)
Top Speed [km/h] (Section)	63.9 (L600)
Race State	Finished



Morphettville SA - Professional  
 Race 9: Thomas Farms Handicap - 1600m  
 27 April 2024 - 4:51PM  
 Track Rating: Good 4, Weather: Overcast, Rail Position: True



Section	Overall	L1400	L1200	L1000	L800	L600	L400	L200
Section Times	1:40.42 [7] (0:15.63)	1:24.79 [5] (0:12.90)	1:11.89 [5] (0:12.98)	0:58.91 [5] (0:12.17)	0:46.74 [6] (0:11.94)	0:34.80 [7] (0:11.41)	0:23.39 [9] (0:11.44)	0:11.95 [9] (0:11.95)
Average Speed [km/h]	46.0	56.1	55.6	59.2	60.4	63.1	63.0	60.2
Top Speed [km/h]	58.1	56.8	56.9	59.7	62.1	63.5	63.9	62.8
Avg. Dist. to Rail [m]	5.1	1.4	0.7	0.9	0.5	0.2	0.9	4.1
Avg. Stride Freq. [Hz]	2.2	2.3	2.3	2.3	2.3	2.4	2.4	2.4
Avg. Stride Length [m]	5.6	6.5	6.5	6.9	7.0	7.4	7.3	7.1



Report Created: Sat 27 April 2024 17:41:11 GMT+10 (Note: Timing is based on positional data)

- [ ] Ranking at each section and finish
- :-:- No data available at this section
- NA No data available

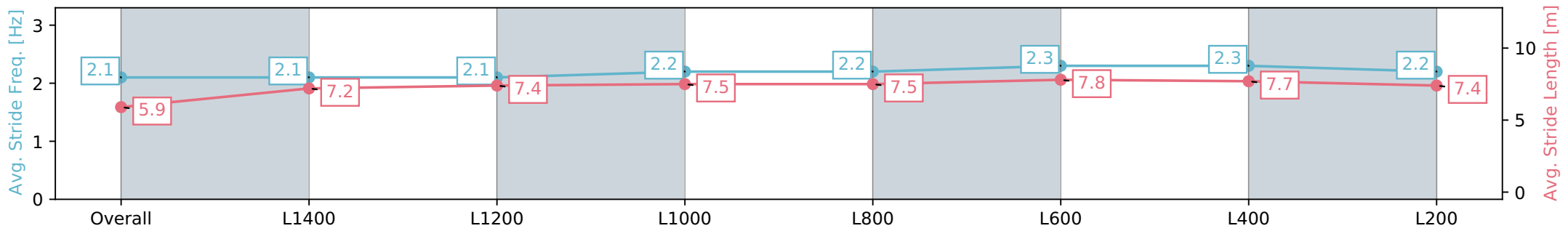
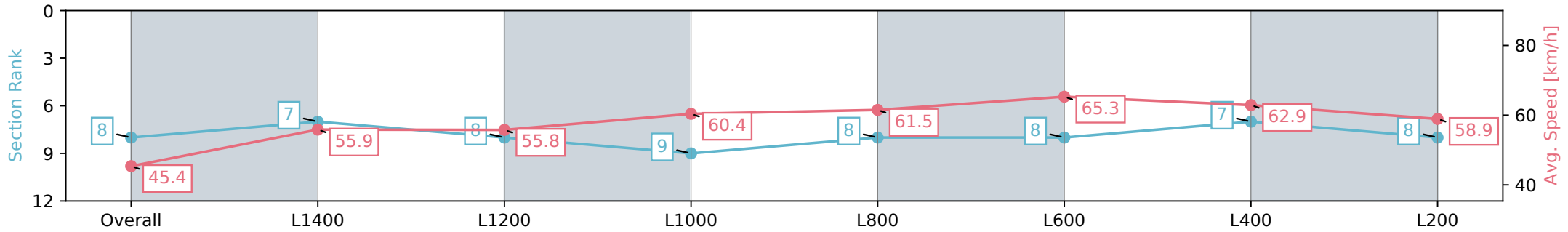
Horse/Jockey Name	FANMALIA/Teagan Voorham
Finish Rank	8
Fastest Section Time (Section)	0:11.19 (L600)
Top Speed [km/h] (Section)	65.6 (L800)
Race State	Finished



Morphettville SA - Professional  
 Race 9: Thomas Farms Handicap - 1600m  
 27 April 2024 - 4:51PM  
 Track Rating: Good 4, Weather: Overcast, Rail Position: True



Section	Overall	L1400	L1200	L1000	L800	L600	L400	L200
Section Times	1:40.56 [8] (0:15.89)	1:24.67 [7] (0:13.01)	1:11.66 [8] (0:13.00)	0:58.66 [9] (0:11.93)	0:46.73 [8] (0:11.81)	0:34.92 [8] (0:11.19)	0:23.73 [7] (0:11.52)	0:12.21 [8] (0:12.21)
Average Speed [km/h]	45.4	55.9	55.8	60.4	61.5	65.3	62.9	58.9
Top Speed [km/h]	57.0	57.3	58.4	61.3	64.9	65.6	64.5	61.4
Avg. Dist. to Rail [m]	5.6	2.5	1.9	2.9	2.9	2.6	6.5	10.8
Avg. Stride Freq. [Hz]	2.1	2.1	2.1	2.2	2.2	2.3	2.3	2.2
Avg. Stride Length [m]	5.9	7.2	7.4	7.5	7.5	7.8	7.7	7.4



Report Created: Sat 27 April 2024 17:41:14 GMT+10 (Note: Timing is based on positional data)

- [ ] Ranking at each section and finish
- :-:- No data available at this section
- NA No data available



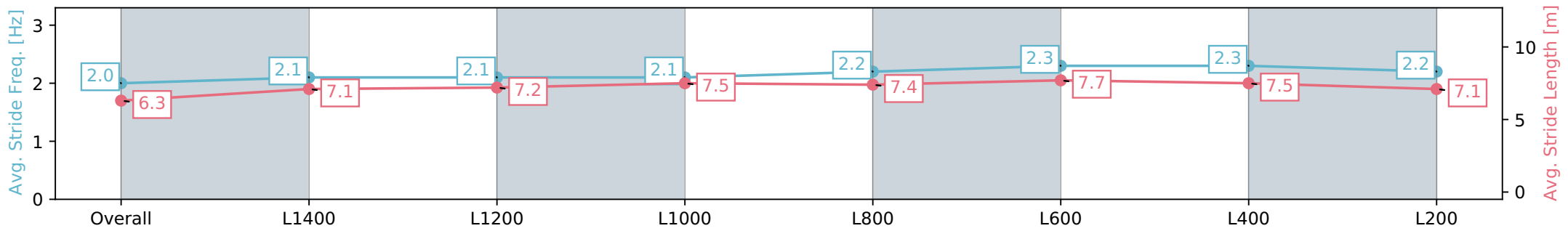
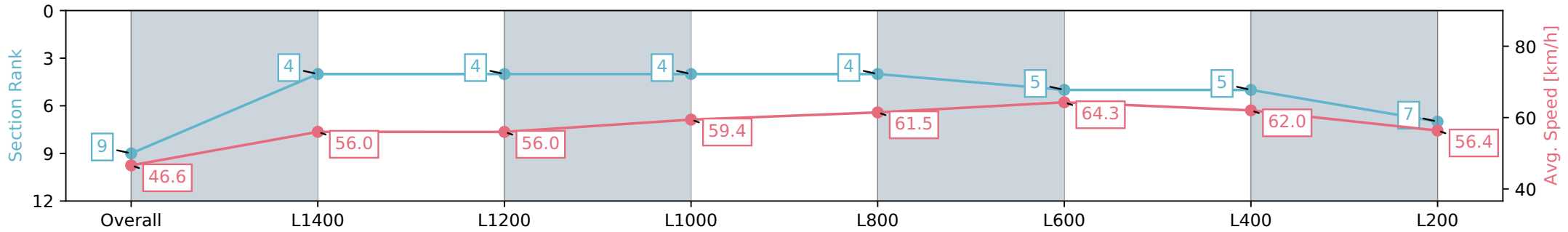
Horse/Jockey Name	JACK THE LAD/Kayla Crowther
Finish Rank	9
Fastest Section Time (Section)	0:11.31 (L600)
Top Speed [km/h] (Section)	65.1 (L800)
Race State	Finished



Morphettville SA - Professional  
 Race 9: Thomas Farms Handicap - 1600m  
 27 April 2024 - 4:51PM  
 Track Rating: Good 4, Weather: Overcast, Rail Position: True



Section	Overall	L1400	L1200	L1000	L800	L600	L400	L200
Section Times	1:41.02 [9] (0:15.45)	1:25.57 [4] (0:12.97)	1:12.60 [4] (0:12.94)	0:59.66 [4] (0:12.12)	0:47.54 [4] (0:11.79)	0:35.75 [5] (0:11.31)	0:24.44 [5] (0:11.66)	0:12.78 [7] (0:12.78)
Average Speed [km/h]	46.6	56.0	56.0	59.4	61.5	64.3	62.0	56.4
Top Speed [km/h]	58.8	56.5	57.2	60.5	64.9	65.1	63.5	60.1
Avg. Dist. to Rail [m]	4.9	2.5	1.7	2.1	2.0	1.6	4.8	8.4
Avg. Stride Freq. [Hz]	2.0	2.1	2.1	2.1	2.2	2.3	2.3	2.2
Avg. Stride Length [m]	6.3	7.1	7.2	7.5	7.4	7.7	7.5	7.1



- [ ] Ranking at each section and finish
- :-:- No data available at this section
- NA No data available