



RACING SA

Morphettville SA
Race 3: PFD Food Services Chairman's Stakes - 2000m
27 April 2024 - 1:13PM



Track Rating: Good 4, Weather: Overcast, Rail Position: True

Table with columns: Section, Field Times, Position, #, Horse/Jockey, Barrier, Top Speed [km/h], Fastest Section, First 400m, Overall, L1800, L1600, L1400, L1200, L1000, Distance Travelled From Winner [m]. Rows include horses like BOLD SOUL, JUST BERRILLIANT, AIR ASSAULT, TULSA KING, WARMONGER, STEEL BLAZE, SHINJUKU, WARIALDA WARRIOR, HARVEST MOON, SEEKING STARDOM.

Scratched: Navy King (#5)

- [] Position in running at each section and finish
Saddle cloth number
-:-:- No data available at this section
DNF Did not finish
NA No data available
DNT Did not track
Background shading for fastest section



RACING SA

Morphettville SA
Race 3: PFD Food Services Chairman's Stakes - 2000m
27 April 2024 - 1:13PM



Morphettville

Track Rating: Good 4, Weather: Overcast, Rail Position: True

Table with columns: Section, Field Times, Position, #, Horse/Jockey, Barrier, Top Speed [km/h], Fastest Section, First 400m, Overall, L1800, L1600, L1400, L1200, L1000, Distance Travelled From Winner [m]. Rows include MERCANTE and BLOOMING EDGE.

Scratched: Navy King (#5)

- [] Position in running at each section and finish
Saddle cloth number
-:-:- No data available at this section
DNF Did not finish
NA No data available
DNT Did not track
Background shading for fastest section



RACING SA

Morphettville SA

Race 3: PFD Food Services Chairman's Stakes - 2000m

27 April 2024 - 1:13PM



Track Rating: Good 4, Weather: Overcast, Rail Position: True

Section												L800	L600	L400	L200		
Field Times												0:47.36 (0:11.80)	0:35.56 (0:11.55)	0:24.01 (0:11.66)	0:12.35 (0:12.35)		
Position	#	Horse/Jockey	Barrier	Top Speed [km/h]	Fastest Section	First 400m						Margin			Distance Travelled From Winner [m]		
1	2	BOLD SOUL Jake Noonan	13	64.7 800-600	0:11.41 600-400	0:28.17	0:46.58 [7] (0:11.77)	0:34.81 [7] (0:11.41)	0:23.40 [8] (0:11.56)	0:11.83 [7] (0:11.83)	2:06.88						
2	10	JUST BERRILLIANT Jeffrey Maund	6	63.6 800-600	0:11.59 600-400	0:27.65	0:47.21 [4] (0:11.80)	0:35.41 [4] (0:11.59)	0:23.82 [5] (0:11.73)	0:12.09 [4] (0:12.09)	0.1L				-3		
3	1	AIR ASSAULT Jason Holder	12	63.3 800-600	0:11.50 600-400	0:26.98	0:47.46 [2] (0:11.84)	0:35.62 [2] (0:11.50)	0:24.12 [1] (0:11.66)	0:12.46 [1] (0:12.46)	0.0L				-6		
4	7	TULSA KING Beau Mertens	8	64.1 800-600	0:11.51 400-200	0:28.32	0:46.55 [9] (0:11.65)	0:34.90 [8] (0:11.54)	0:23.36 [9] (0:11.51)	0:11.85 [8] (0:11.85)	0.01L				+1		
5	3	WARMONGER Damian Lane	9	65.8 800-600	0:11.31 600-400	0:28.86	0:46.01 [12] (0:11.56)	0:34.44 [12] (0:11.31)	0:23.13 [12] (0:11.43)	0:11.70 [11] (0:11.70)	0.06L				+3		
6	11	STEEL BLAZE Dom Tourneur	3	63.6 800-600	0:11.59 600-400	0:27.97	0:47.17 [5] (0:11.74)	0:35.43 [5] (0:11.59)	0:23.84 [6] (0:11.77)	0:12.07 [6] (0:12.07)	0.03L				+0		
7	4	SHINJUKU Blake Shinn	2	64.4 800-600	0:11.40 600-400	0:27.75	0:47.15 [6] (0:11.77)	0:35.38 [6] (0:11.40)	0:23.98 [4] (0:11.69)	0:12.29 [3] (0:12.28)	0.04L				-8		
8	6	WARIALDA WARRIOR Darryl McLellan	1	64.7 800-600	0:11.34 600-400	0:28.13	0:46.75 [8] (0:11.70)	0:35.05 [9] (0:11.34)	0:23.71 [7] (0:11.71)	0:12.00 [9] (0:12.00)	0.05L				-5		
9	12	HARVEST MOON Winona Costin	7	65.8 800-600	0:11.31 600-400	0:28.60	0:46.52 [11] (0:11.66)	0:34.86 [11] (0:11.31)	0:23.55 [10] (0:11.55)	0:12.00 [10] (0:12.00)	0.04L				+0		
10	13	SEEKING STARDOM Teagan Voorham	4	63.6 800-600	0:11.41 600-400	0:27.33	0:47.62 [3] (0:11.77)	0:35.85 [3] (0:11.41)	0:24.44 [3] (0:11.79)	0:12.65 [2] (0:12.65)	0.17L				-9		

Scratched: Navy King (#5)

- [] Position in running at each section and finish # Saddle cloth number
- :-:- No data available at this section DNF Did not finish
- NA No data available DNT Did not track
- █ Background shading for fastest section



RACING SA

Morphettville SA
Race 3: PFD Food Services Chairman's Stakes - 2000m
27 April 2024 - 1:13PM



Track Rating: Good 4, Weather: Overcast, Rail Position: True

Section				L800	L600	L400	L200							
Field Times				0:47.36	0:35.56	0:24.01	0:12.35							
				(0:11.80)	(0:11.55)	(0:11.66)	(0:12.35)							
Position	#	Horse/Jockey	Barrier	Top Speed [km/h]	Fastest Section	First 400m					Margin			Distance Travelled From Winner [m]
11	8	MERCANTE	10	63.6	0:11.63	0:27.25	0:48.21 [1]	0:36.42 [1]	0:24.79 [2]	0:12.84 [5]	0.35L			-3
		Craig Williams		800-600	600-400		(0:11.79)	(0:11.63)	(0:11.95)	(0:12.84)				
12	9	BLOOMING EDGE	5	63.8	0:11.55	0:28.97	0:49.47 [10]	0:37.77 [10]	0:26.22 [11]	0:14.07 [12]	2.34L			-8
		Arron Lynch		1000-800	600-400		(0:11.70)	(0:11.55)	(0:12.15)	(0:14.07)				

Scratched: Navy King (#5)

- [] Position in running at each section and finish # Saddle cloth number
- :-:- No data available at this section DNF Did not finish
- NA No data available DNT Did not track
- Background shading for fastest section

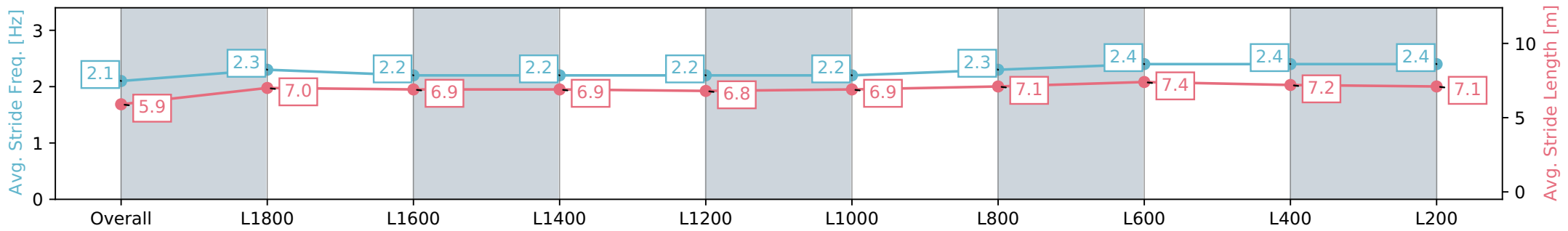
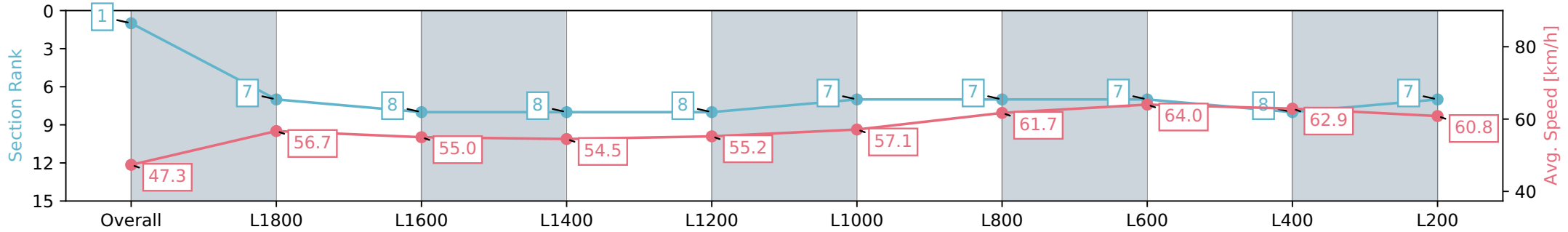
Horse/Jockey Name	BOLD SOUL/Jake Noonan
Finish Rank	1
Fastest Section Time (Section)	0:11.41 (L600)
Top Speed [km/h] (Section)	64.7 (L800)
Race State	Finished



Morphettville SA - Professional
 Race 3: PFD Food Services Chairman's Stakes - 2000m
 27 April 2024 - 1:13PM
 Track Rating: Good 4, Weather: Overcast, Rail Position: True



Section	Overall	L1800	L1600	L1400	L1200	L1000	L800	L600	L400	L200
Section Times	2:06.88 [1] (0:15.38)	1:51.50 [7] (0:12.79)	1:38.71 [8] (0:13.09)	1:25.62 [8] (0:13.30)	1:12.32 [8] (0:13.12)	0:59.20 [7] (0:12.62)	0:46.58 [7] (0:11.77)	0:34.81 [7] (0:11.41)	0:23.40 [8] (0:11.56)	0:11.83 [7] (0:11.83)
Average Speed [km/h]	47.3	56.7	55.0	54.5	55.2	57.1	61.7	64.0	62.9	60.8
Top Speed [km/h]	58.9	57.7	56.4	55.3	56.5	59.8	62.7	64.7	64.4	63.9
Avg. Dist. to Rail [m]	12.4	1.8	1.5	1.8	1.7	2.3	2.1	3.3	6.7	9.1
Avg. Stride Freq. [Hz]	2.1	2.3	2.2	2.2	2.2	2.2	2.3	2.4	2.4	2.4
Avg. Stride Length [m]	5.9	7.0	6.9	6.9	6.8	6.9	7.1	7.4	7.2	7.1



Report Created: Sat 27 April 2024 14:00:53 GMT+10 (Note: Timing is based on positional data)

- [] Ranking at each section and finish
- :-:- No data available at this section
- NA No data available



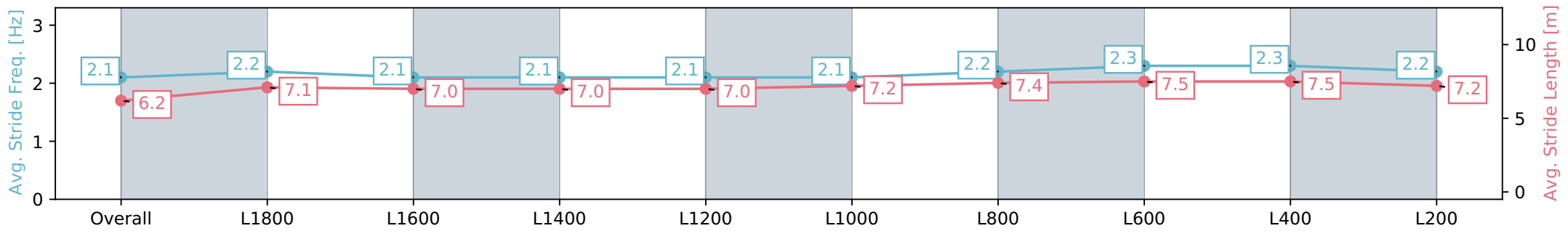
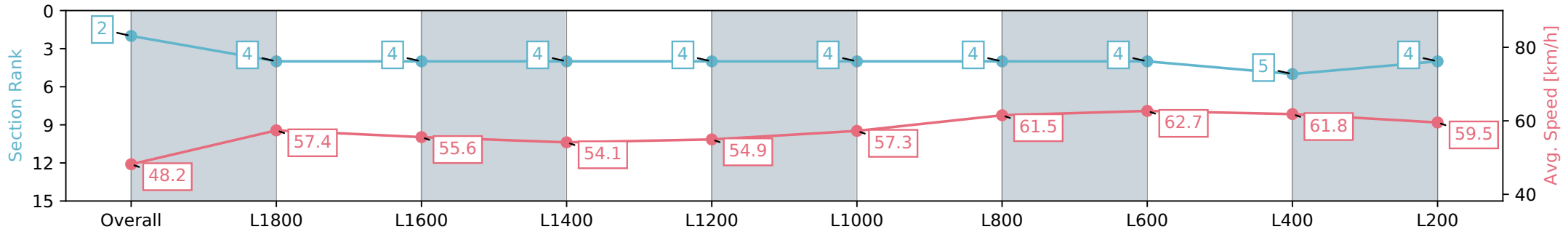
Horse/Jockey Name	JUST BERRILLIANT/Jeffrey Maund
Finish Rank	2
Fastest Section Time (Section)	0:11.59 (L600)
Top Speed [km/h] (Section)	63.6 (L800)
Race State	Finished



Morphettville SA - Professional
 Race 3: PFD Food Services Chairman's Stakes - 2000m
 27 April 2024 - 1:13PM
 Track Rating: Good 4, Weather: Overcast, Rail Position: True



Section	Overall	L1800	L1600	L1400	L1200	L1000	L800	L600	L400	L200
Section Times	2:06.98 [2] (0:15.07)	1:51.91 [4] (0:12.57)	1:39.33 [4] (0:12.96)	1:26.37 [4] (0:13.38)	1:12.99 [4] (0:13.20)	0:59.79 [4] (0:12.57)	0:47.21 [4] (0:11.80)	0:35.41 [4] (0:11.59)	0:23.82 [5] (0:11.73)	0:12.09 [4] (0:12.09)
Average Speed [km/h]	48.2	57.4	55.6	54.1	54.9	57.3	61.5	62.7	61.8	59.5
Top Speed [km/h]	59.0	58.5	56.2	55.5	55.8	59.6	62.6	63.6	62.3	61.8
Avg. Dist. to Rail [m]	8.6	1.3	2.1	2.0	1.5	2.1	2.1	2.4	4.1	5.7
Avg. Stride Freq. [Hz]	2.1	2.2	2.1	2.1	2.1	2.1	2.2	2.3	2.3	2.2
Avg. Stride Length [m]	6.2	7.1	7.0	7.0	7.0	7.2	7.4	7.5	7.5	7.2



Report Created: Sat 27 April 2024 14:00:57 GMT+10 (Note: Timing is based on positional data)

- [] Ranking at each section and finish
- :-:- No data available at this section
- NA No data available



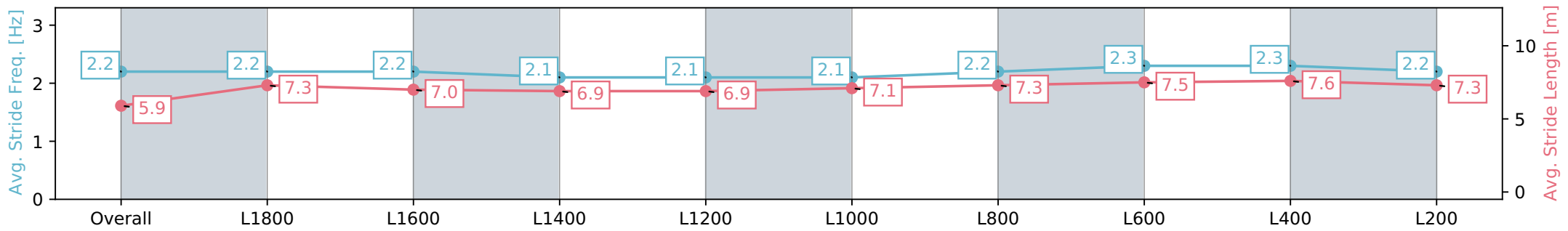
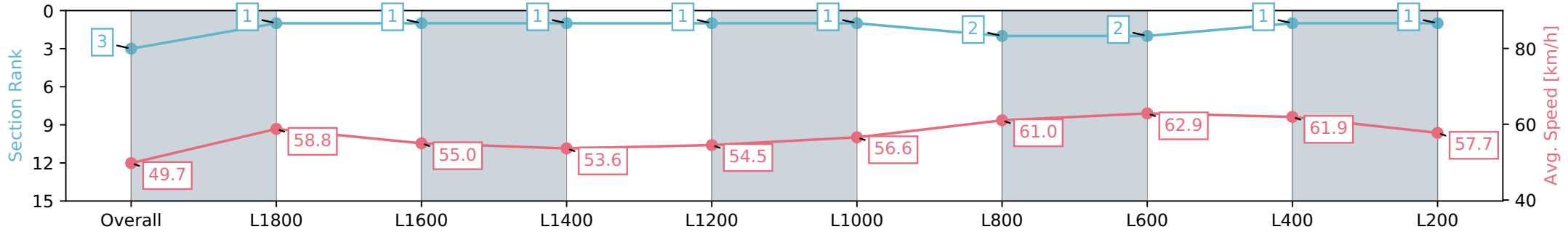
Horse/Jockey Name	AIR ASSAULT/Jason Holder
Finish Rank	3
Fastest Section Time (Section)	0:11.50 (L600)
Top Speed [km/h] (Section)	63.3 (L800)
Race State	Finished



Morphettville SA - Professional
 Race 3: PFD Food Services Chairman's Stakes - 2000m
 27 April 2024 - 1:13PM
 Track Rating: Good 4, Weather: Overcast, Rail Position: True



Section	Overall	L1800	L1600	L1400	L1200	L1000	L800	L600	L400	L200
Section Times	2:06.98 [3] (0:14.66)	1:52.32 [1] (0:12.32)	1:40.00 [1] (0:13.10)	1:26.90 [1] (0:13.48)	1:13.42 [1] (0:13.24)	1:00.18 [1] (0:12.72)	0:47.46 [2] (0:11.84)	0:35.62 [2] (0:11.50)	0:24.12 [1] (0:11.66)	0:12.46 [1] (0:12.46)
Average Speed [km/h]	49.7	58.8	55.0	53.6	54.5	56.6	61.0	62.9	61.9	57.7
Top Speed [km/h]	63.1	63.0	55.2	54.8	55.3	60.2	63.0	63.3	62.5	61.1
Avg. Dist. to Rail [m]	12.6	0.9	0.9	1.2	0.6	0.9	0.8	1.0	1.9	5.0
Avg. Stride Freq. [Hz]	2.2	2.2	2.2	2.1	2.1	2.1	2.2	2.3	2.3	2.2
Avg. Stride Length [m]	5.9	7.3	7.0	6.9	6.9	7.1	7.3	7.5	7.6	7.3



Report Created: Sat 27 April 2024 14:01:01 GMT+10 (Note: Timing is based on positional data)

[] Ranking at each section and finish
 -:-:- No data available at this section
 NA No data available



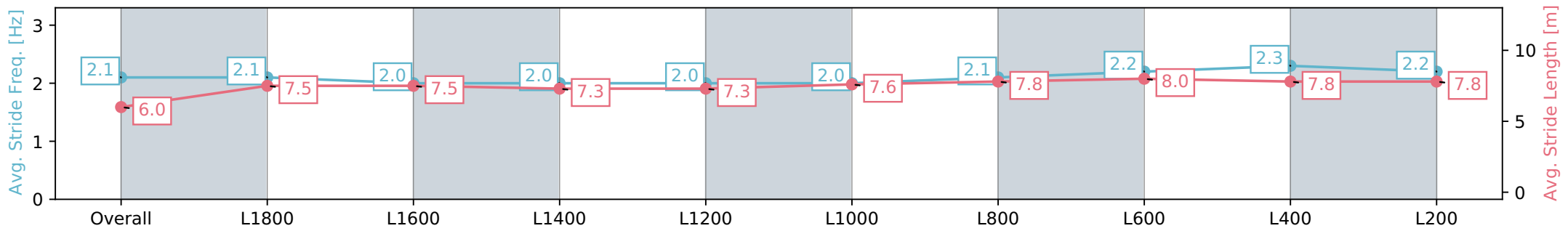
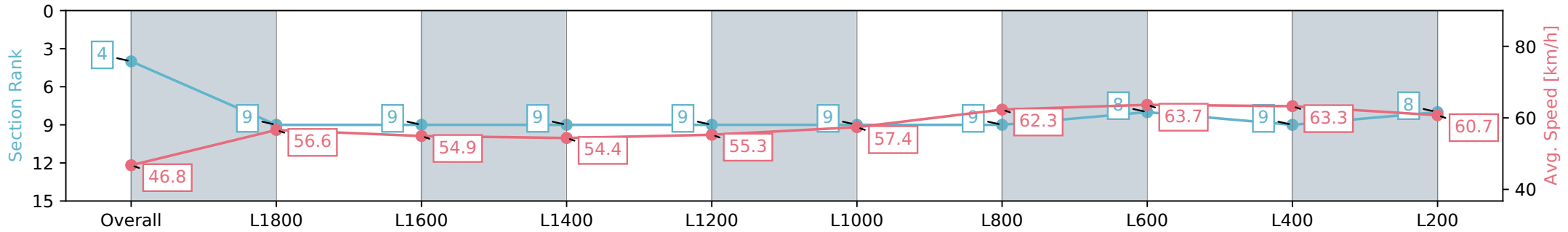
Horse/Jockey Name	TULSA KING/Beau Mertens
Finish Rank	4
Fastest Section Time (Section)	0:11.51 (L400)
Top Speed [km/h] (Section)	64.1 (L800)
Race State	Finished



Morphettville SA - Professional
 Race 3: PFD Food Services Chairman's Stakes - 2000m
 27 April 2024 - 1:13PM
 Track Rating: Good 4, Weather: Overcast, Rail Position: True



Section	Overall	L1800	L1600	L1400	L1200	L1000	L800	L600	L400	L200
Section Times	2:06.99 [4] (0:15.55)	1:51.44 [9] (0:12.77)	1:38.67 [9] (0:13.11)	1:25.56 [9] (0:13.33)	1:12.23 [9] (0:13.14)	0:59.09 [9] (0:12.54)	0:46.55 [9] (0:11.65)	0:34.90 [8] (0:11.54)	0:23.36 [9] (0:11.51)	0:11.85 [8] (0:11.85)
Average Speed [km/h]	46.8	56.6	54.9	54.4	55.3	57.4	62.3	63.7	63.3	60.7
Top Speed [km/h]	58.4	58.3	56.6	55.8	57.0	59.8	63.7	64.1	64.0	63.5
Avg. Dist. to Rail [m]	9.8	1.3	1.2	1.9	1.8	2.4	2.6	4.0	8.4	12.4
Avg. Stride Freq. [Hz]	2.1	2.1	2.0	2.0	2.0	2.0	2.1	2.2	2.3	2.2
Avg. Stride Length [m]	6.0	7.5	7.5	7.3	7.3	7.6	7.8	8.0	7.8	7.8



Report Created: Sat 27 April 2024 14:01:04 GMT+10 (Note: Timing is based on positional data)

- [] Ranking at each section and finish
- :-:- No data available at this section
- NA No data available

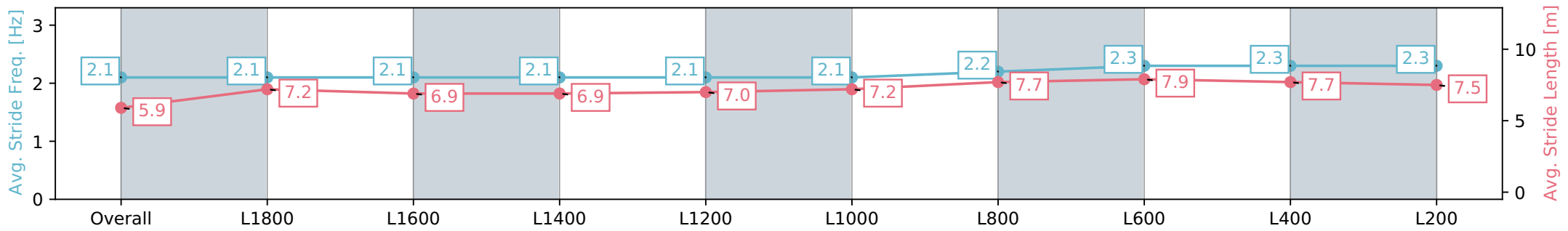
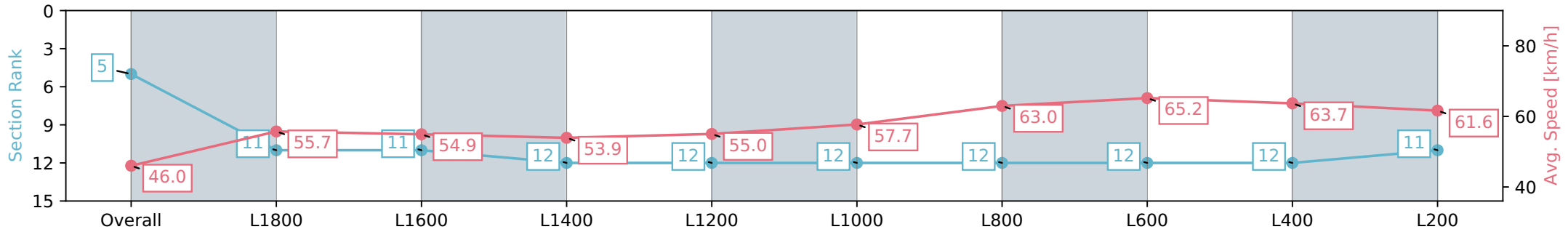
Horse/Jockey Name	WARMONGER/Damian Lane
Finish Rank	5
Fastest Section Time (Section)	0:11.31 (L600)
Top Speed [km/h] (Section)	65.8 (L800)
Race State	Finished



Morphettville SA - Professional
 Race 3: PFD Food Services Chairman's Stakes - 2000m
 27 April 2024 - 1:13PM
 Track Rating: Good 4, Weather: Overcast, Rail Position: True



Section	Overall	L1800	L1600	L1400	L1200	L1000	L800	L600	L400	L200
Section Times	2:07.05 [5] (0:15.81)	1:51.24 [11] (0:13.05)	1:38.19 [11] (0:13.08)	1:25.11 [12] (0:13.45)	1:11.66 [12] (0:13.17)	0:58.49 [12] (0:12.48)	0:46.01 [12] (0:11.56)	0:34.44 [12] (0:11.31)	0:23.13 [12] (0:11.43)	0:11.70 [11] (0:11.70)
Average Speed [km/h]	46.0	55.7	54.9	53.9	55.0	57.7	63.0	65.2	63.7	61.6
Top Speed [km/h]	57.1	56.7	56.3	54.9	57.6	59.8	64.8	65.8	65.3	63.7
Avg. Dist. to Rail [m]	11.1	2.4	2.5	2.3	1.5	2.3	2.8	4.7	9.8	14.6
Avg. Stride Freq. [Hz]	2.1	2.1	2.1	2.1	2.1	2.1	2.2	2.3	2.3	2.3
Avg. Stride Length [m]	5.9	7.2	6.9	6.9	7.0	7.2	7.7	7.9	7.7	7.5



Report Created: Sat 27 April 2024 14:01:08 GMT+10 (Note: Timing is based on positional data)

- [] Ranking at each section and finish
- :-:- No data available at this section
- NA No data available

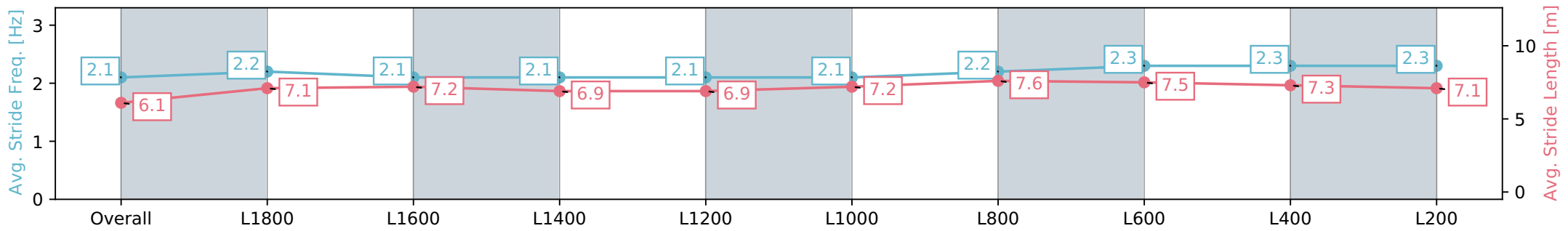
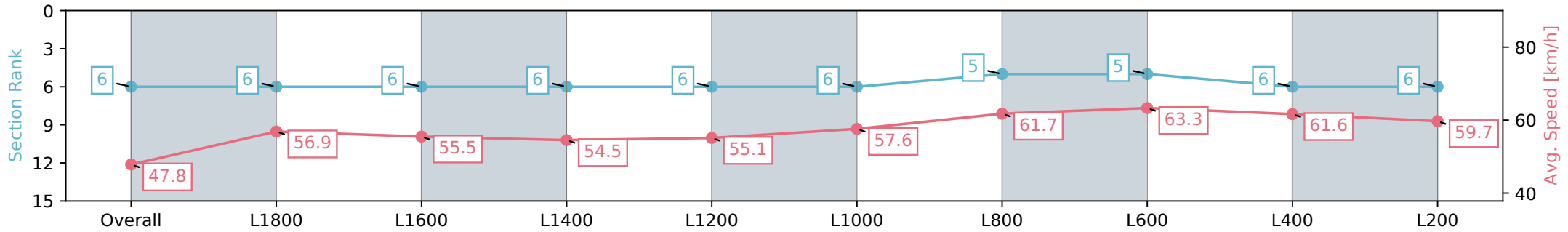
Horse/Jockey Name	STEEL BLAZE/Dom Tourneur
Finish Rank	6
Fastest Section Time (Section)	0:11.59 (L600)
Top Speed [km/h] (Section)	63.6 (L800)
Race State	Finished



Morphettville SA - Professional
 Race 3: PFD Food Services Chairman's Stakes - 2000m
 27 April 2024 - 1:13PM
 Track Rating: Good 4, Weather: Overcast, Rail Position: True



Section	Overall	L1800	L1600	L1400	L1200	L1000	L800	L600	L400	L200
Section Times	2:07.08 [6] (0:15.22)	1:51.86 [6] (0:12.75)	1:39.11 [6] (0:12.99)	1:26.12 [6] (0:13.28)	1:12.83 [6] (0:13.15)	0:59.68 [6] (0:12.51)	0:47.17 [5] (0:11.74)	0:35.43 [5] (0:11.59)	0:23.84 [6] (0:11.77)	0:12.07 [6] (0:12.07)
Average Speed [km/h]	47.8	56.9	55.5	54.5	55.1	57.6	61.7	63.3	61.6	59.7
Top Speed [km/h]	58.3	57.6	56.7	56.1	56.2	60.7	63.3	63.6	62.2	62.1
Avg. Dist. to Rail [m]	7.4	2.2	2.3	2.2	1.5	2.1	2.2	3.6	5.8	7.3
Avg. Stride Freq. [Hz]	2.1	2.2	2.1	2.1	2.1	2.1	2.2	2.3	2.3	2.3
Avg. Stride Length [m]	6.1	7.1	7.2	6.9	6.9	7.2	7.6	7.5	7.3	7.1



[] Ranking at each section and finish
 -:-:- No data available at this section
 NA No data available

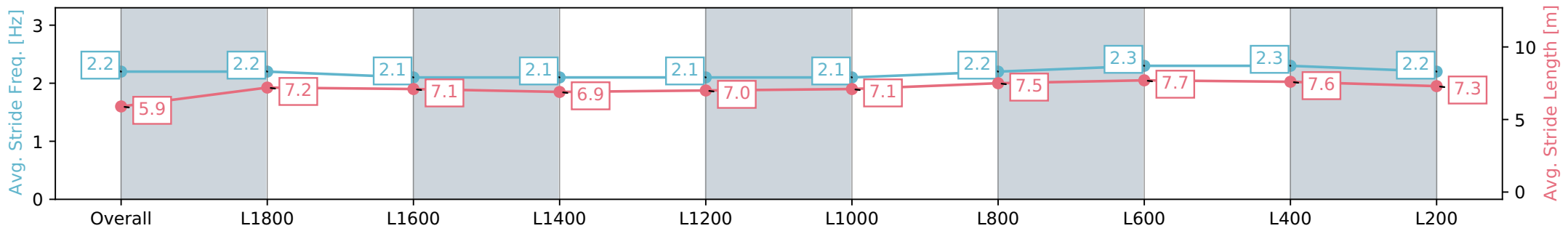
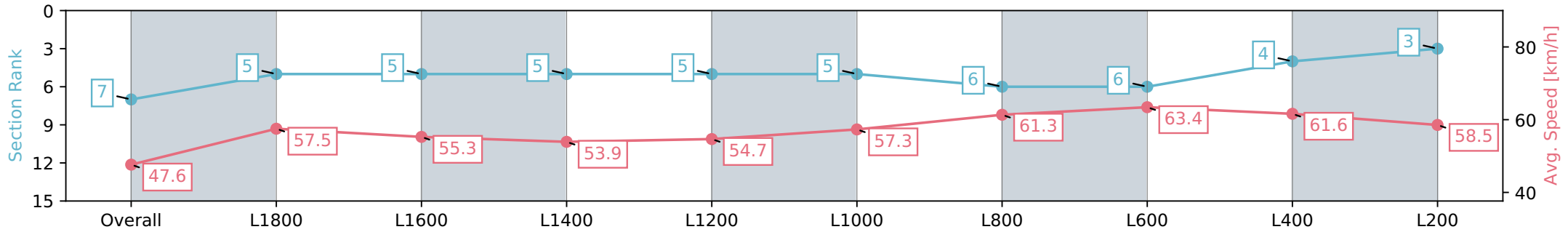
Horse/Jockey Name	SHINJUKU/Blake Shinn
Finish Rank	7
Fastest Section Time (Section)	0:11.40 (L600)
Top Speed [km/h] (Section)	64.4 (L800)
Race State	Finished



Morphettville SA - Professional
 Race 3: PFD Food Services Chairman's Stakes - 2000m
 27 April 2024 - 1:13PM
 Track Rating: Good 4, Weather: Overcast, Rail Position: True



Section	Overall	L1800	L1600	L1400	L1200	L1000	L800	L600	L400	L200
Section Times	2:07.12 [7] (0:15.16)	1:51.96 [5] (0:12.59)	1:39.37 [5] (0:13.03)	1:26.34 [5] (0:13.41)	1:12.93 [5] (0:13.21)	0:59.72 [5] (0:12.56)	0:47.15 [6] (0:11.77)	0:35.38 [6] (0:11.40)	0:23.98 [4] (0:11.69)	0:12.29 [3] (0:12.28)
Average Speed [km/h]	47.6	57.5	55.3	53.9	54.7	57.3	61.3	63.4	61.6	58.5
Top Speed [km/h]	58.8	58.7	56.6	56.3	55.5	60.4	63.5	64.4	62.5	61.2
Avg. Dist. to Rail [m]	5.9	1.3	1.8	1.4	0.7	1.1	0.9	1.1	1.5	2.9
Avg. Stride Freq. [Hz]	2.2	2.2	2.1	2.1	2.1	2.1	2.2	2.3	2.3	2.2
Avg. Stride Length [m]	5.9	7.2	7.1	6.9	7.0	7.1	7.5	7.7	7.6	7.3



Report Created: Sat 27 April 2024 14:01:16 GMT+10 (Note: Timing is based on positional data)

[] Ranking at each section and finish
 -:-:- No data available at this section
 NA No data available



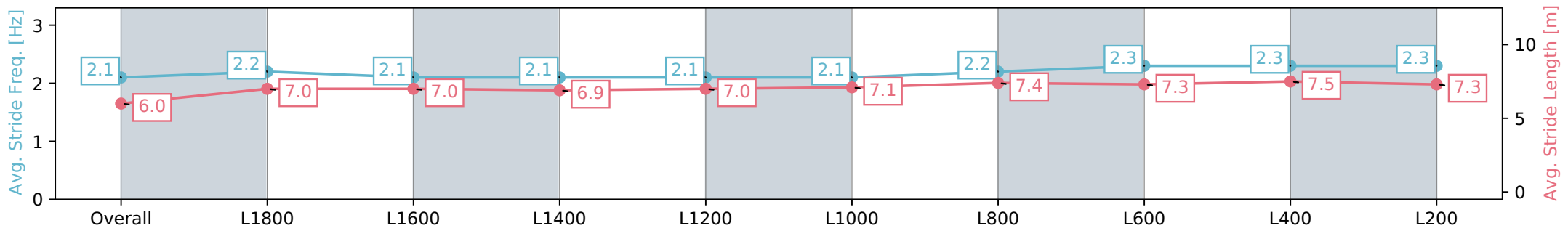
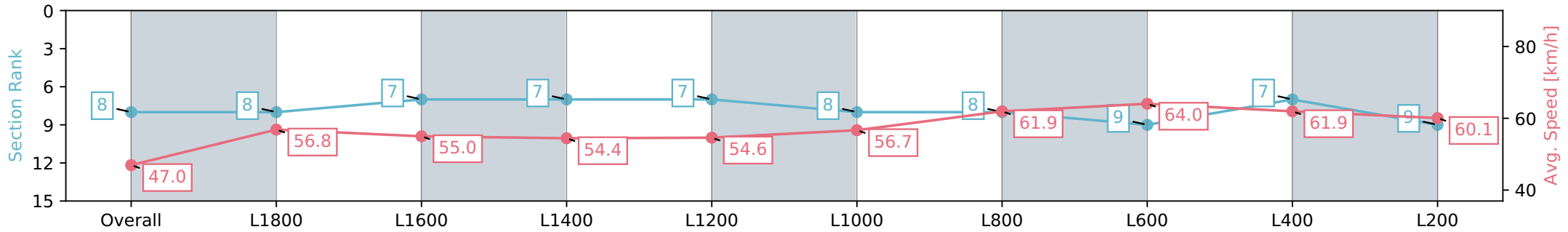
Horse/Jockey Name	WARIALDA WARRIOR/Darryl McLellan
Finish Rank	8
Fastest Section Time (Section)	0:11.34 (L600)
Top Speed [km/h] (Section)	64.7 (L800)
Race State	Finished



Morphettville SA - Professional
 Race 3: PFD Food Services Chairman's Stakes - 2000m
 27 April 2024 - 1:13PM
 Track Rating: Good 4, Weather: Overcast, Rail Position: True



Section	Overall	L1800	L1600	L1400	L1200	L1000	L800	L600	L400	L200
Section Times	2:07.17 [8] (0:15.40)	1:51.77 [8] (0:12.73)	1:39.04 [7] (0:13.10)	1:25.94 [7] (0:13.28)	1:12.66 [7] (0:13.20)	0:59.46 [8] (0:12.71)	0:46.75 [8] (0:11.70)	0:35.05 [9] (0:11.34)	0:23.71 [7] (0:11.71)	0:12.00 [9] (0:12.00)
Average Speed [km/h]	47.0	56.8	55.0	54.4	54.6	56.7	61.9	64.0	61.9	60.1
Top Speed [km/h]	58.4	57.2	56.1	55.6	55.5	59.2	63.7	64.7	62.8	61.9
Avg. Dist. to Rail [m]	6.0	1.1	1.2	1.2	0.7	1.2	1.1	2.2	5.8	6.2
Avg. Stride Freq. [Hz]	2.1	2.2	2.1	2.1	2.1	2.1	2.2	2.3	2.3	2.3
Avg. Stride Length [m]	6.0	7.0	7.0	6.9	7.0	7.1	7.4	7.3	7.5	7.3



Report Created: Sat 27 April 2024 14:01:19 GMT+10 (Note: Timing is based on positional data)

- [] Ranking at each section and finish
- :-:- No data available at this section
- NA No data available



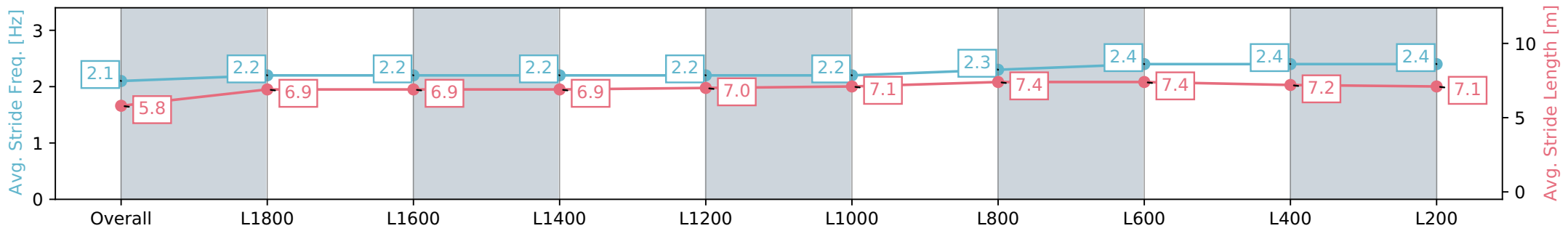
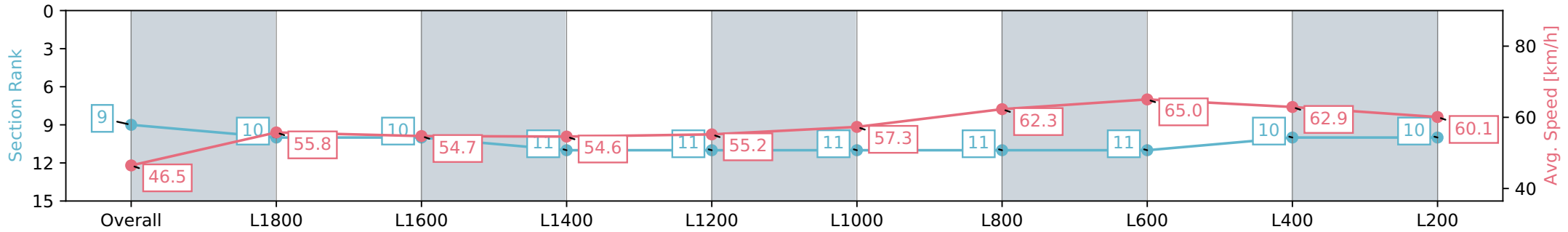
Horse/Jockey Name	HARVEST MOON/Winona Costin
Finish Rank	9
Fastest Section Time (Section)	0:11.31 (L600)
Top Speed [km/h] (Section)	65.8 (L800)
Race State	Finished



Morphettville SA - Professional
 Race 3: PFD Food Services Chairman's Stakes - 2000m
 27 April 2024 - 1:13PM
 Track Rating: Good 4, Weather: Overcast, Rail Position: True



Section	Overall	L1800	L1600	L1400	L1200	L1000	L800	L600	L400	L200
Section Times	2:07.21 [9] (0:15.62)	1:51.59 [10] (0:12.98)	1:38.61 [10] (0:13.16)	1:25.45 [11] (0:13.25)	1:12.20 [11] (0:13.12)	0:59.08 [11] (0:12.56)	0:46.52 [11] (0:11.66)	0:34.86 [11] (0:11.31)	0:23.55 [10] (0:11.55)	0:12.00 [10] (0:12.00)
Average Speed [km/h]	46.5	55.8	54.7	54.6	55.2	57.3	62.3	65.0	62.9	60.1
Top Speed [km/h]	57.8	56.4	56.8	55.5	57.6	58.9	65.2	65.8	65.6	62.9
Avg. Dist. to Rail [m]	9.5	1.5	1.5	1.4	1.5	2.7	2.6	4.1	8.4	12.4
Avg. Stride Freq. [Hz]	2.1	2.2	2.2	2.2	2.2	2.2	2.3	2.4	2.4	2.4
Avg. Stride Length [m]	5.8	6.9	6.9	6.9	7.0	7.1	7.4	7.4	7.2	7.1



Report Created: Sat 27 April 2024 14:01:23 GMT+10 (Note: Timing is based on positional data)

[] Ranking at each section and finish
 -:-:- No data available at this section
 NA No data available



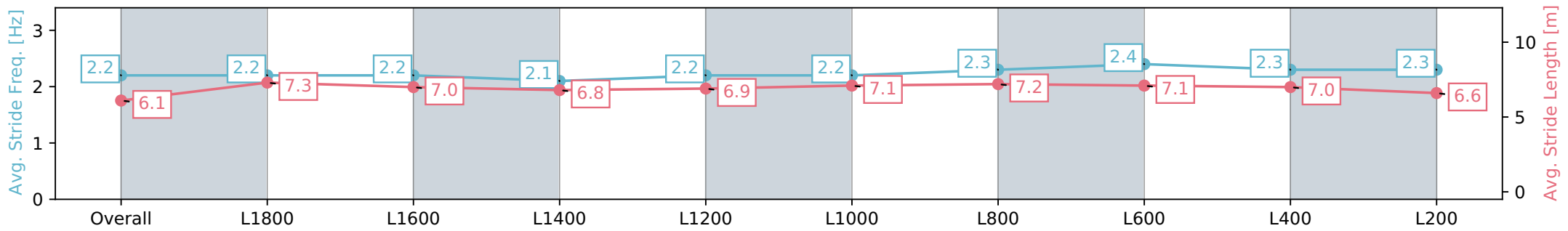
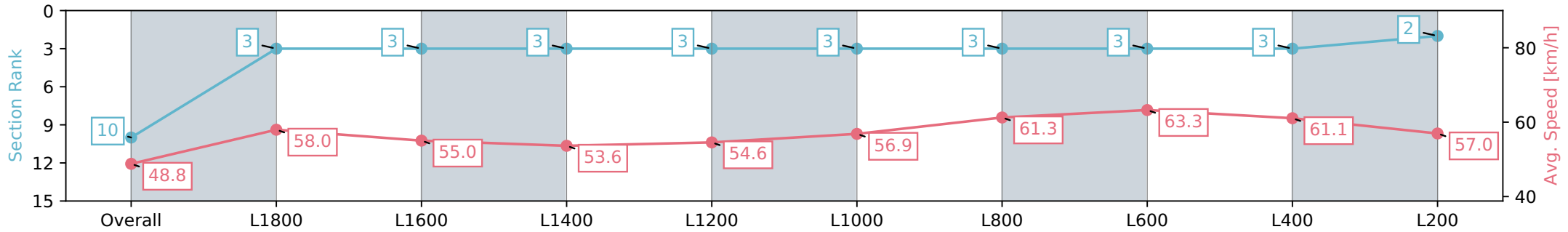
Horse/Jockey Name	SEEKING STARDOM/Teagan Voorham
Finish Rank	10
Fastest Section Time (Section)	0:11.41 (L600)
Top Speed [km/h] (Section)	63.6 (L800)
Race State	Finished



Morphettville SA - Professional
 Race 3: PFD Food Services Chairman's Stakes - 2000m
 27 April 2024 - 1:13PM
 Track Rating: Good 4, Weather: Overcast, Rail Position: True



Section	Overall	L1800	L1600	L1400	L1200	L1000	L800	L600	L400	L200
Section Times	2:07.38 [10] (0:14.86)	1:52.52 [3] (0:12.47)	1:40.05 [3] (0:13.07)	1:26.98 [3] (0:13.47)	1:13.51 [3] (0:13.22)	1:00.29 [3] (0:12.67)	0:47.62 [3] (0:11.77)	0:35.85 [3] (0:11.41)	0:24.44 [3] (0:11.79)	0:12.65 [2] (0:12.65)
Average Speed [km/h]	48.8	58.0	55.0	53.6	54.6	56.9	61.3	63.3	61.1	57.0
Top Speed [km/h]	59.8	59.8	56.6	55.1	54.9	59.4	62.4	63.6	62.6	59.6
Avg. Dist. to Rail [m]	7.7	1.2	1.3	1.2	0.5	0.7	0.6	0.5	0.6	1.4
Avg. Stride Freq. [Hz]	2.2	2.2	2.2	2.1	2.2	2.2	2.3	2.4	2.3	2.3
Avg. Stride Length [m]	6.1	7.3	7.0	6.8	6.9	7.1	7.2	7.1	7.0	6.6



Report Created: Sat 27 April 2024 14:01:27 GMT+10 (Note: Timing is based on positional data)

- [] Ranking at each section and finish
- :-:- No data available at this section
- NA No data available



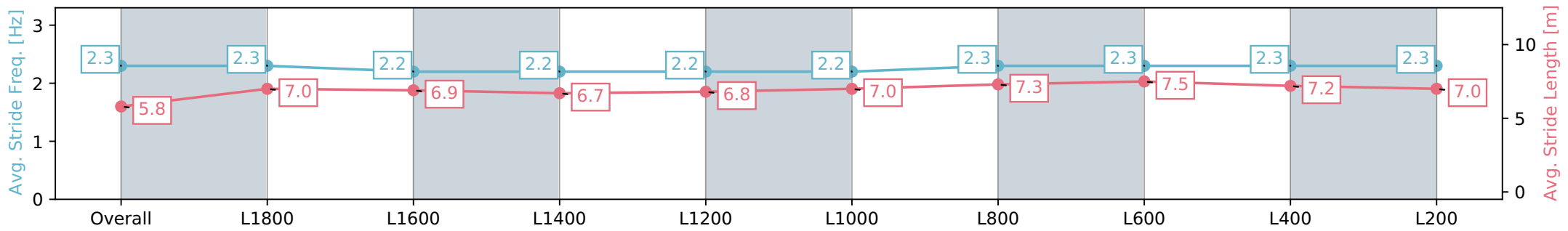
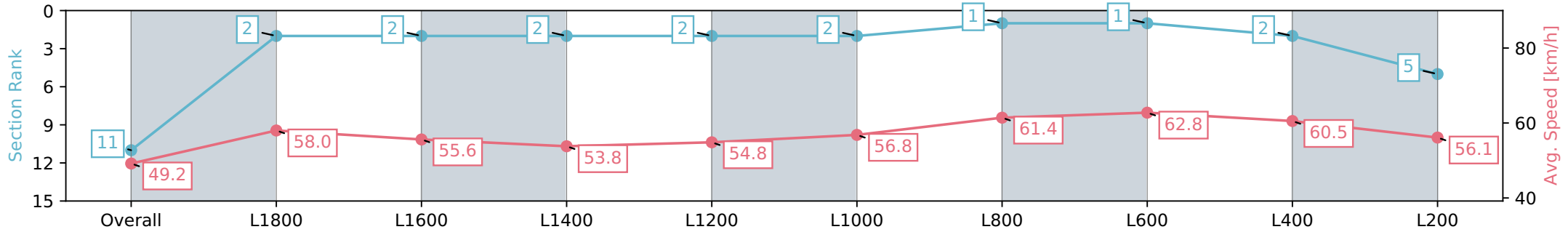
Horse/Jockey Name	MERCANTE/Craig Williams
Finish Rank	11
Fastest Section Time (Section)	0:11.63 (L600)
Top Speed [km/h] (Section)	63.6 (L800)
Race State	Finished



Morphettville SA - Professional
 Race 3: PFD Food Services Chairman's Stakes - 2000m
 27 April 2024 - 1:13PM
 Track Rating: Good 4, Weather: Overcast, Rail Position: True



Section	Overall	L1800	L1600	L1400	L1200	L1000	L800	L600	L400	L200
Section Times	2:07.73 [11] (0:14.78)	1:52.95 [2] (0:12.47)	1:40.48 [2] (0:12.93)	1:27.55 [2] (0:13.48)	1:14.07 [2] (0:13.19)	1:00.88 [2] (0:12.67)	0:48.21 [1] (0:11.79)	0:36.42 [1] (0:11.63)	0:24.79 [2] (0:11.95)	0:12.84 [5] (0:12.84)
Average Speed [km/h]	49.2	58.0	55.6	53.8	54.8	56.8	61.4	62.8	60.5	56.1
Top Speed [km/h]	60.7	60.3	56.9	54.7	55.4	59.9	63.3	63.6	62.2	59.1
Avg. Dist. to Rail [m]	10.9	1.0	2.0	2.0	1.2	1.5	1.6	2.7	3.9	5.2
Avg. Stride Freq. [Hz]	2.3	2.3	2.2	2.2	2.2	2.2	2.3	2.3	2.3	2.3
Avg. Stride Length [m]	5.8	7.0	6.9	6.7	6.8	7.0	7.3	7.5	7.2	7.0



Report Created: Sat 27 April 2024 14:01:31 GMT+10 (Note: Timing is based on positional data)

- [] Ranking at each section and finish
- :-:- No data available at this section
- NA No data available



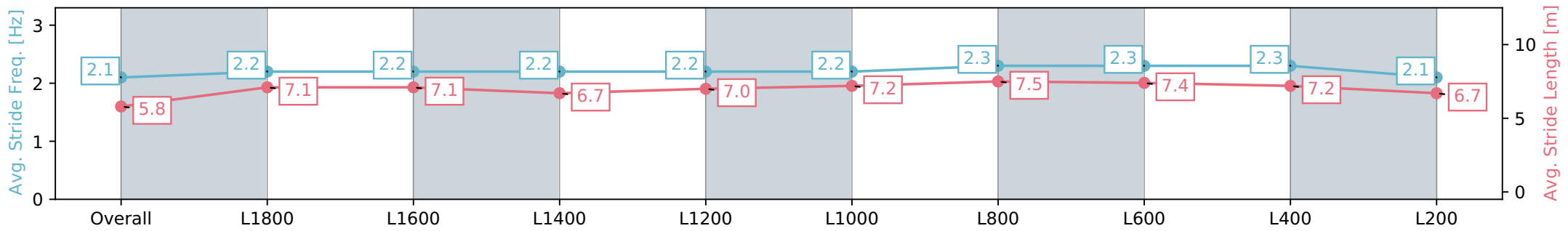
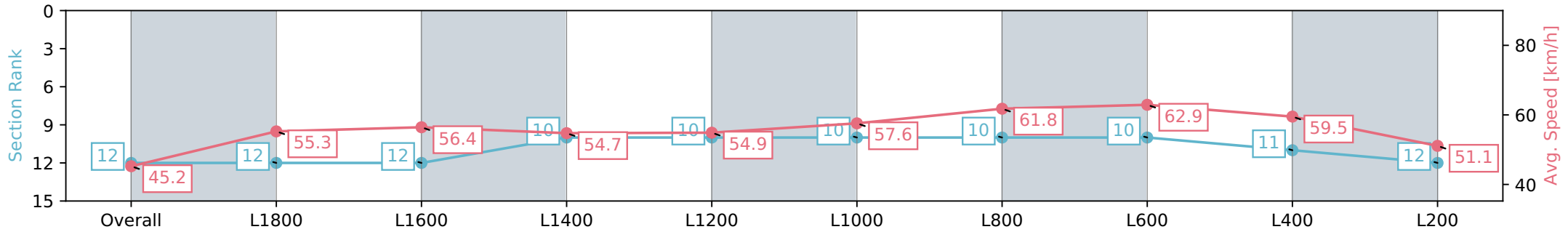
Horse/Jockey Name	BLOOMING EDGE/Arron Lynch
Finish Rank	12
Fastest Section Time (Section)	0:11.55 (L600)
Top Speed [km/h] (Section)	63.8 (L1000)
Race State	Finished



Morphettville SA - Professional
 Race 3: PFD Food Services Chairman's Stakes - 2000m
 27 April 2024 - 1:13PM
 Track Rating: Good 4, Weather: Overcast, Rail Position: True



Section	Overall	L1800	L1600	L1400	L1200	L1000	L800	L600	L400	L200
Section Times	2:10.07 [12] (0:15.98)	1:54.09 [12] (0:12.99)	1:41.10 [12] (0:12.77)	1:28.33 [10] (0:13.22)	1:15.11 [10] (0:13.12)	1:01.99 [10] (0:12.52)	0:49.47 [10] (0:11.70)	0:37.77 [10] (0:11.55)	0:26.22 [11] (0:12.15)	0:14.07 [12] (0:14.07)
Average Speed [km/h]	45.2	55.3	56.4	54.7	54.9	57.6	61.8	62.9	59.5	51.1
Top Speed [km/h]	56.7	56.2	57.2	56.5	56.6	58.8	63.8	63.6	62.2	57.0
Avg. Dist. to Rail [m]	6.7	0.7	1.1	1.1	0.6	0.9	1.4	1.8	3.7	6.8
Avg. Stride Freq. [Hz]	2.1	2.2	2.2	2.2	2.2	2.2	2.3	2.3	2.3	2.1
Avg. Stride Length [m]	5.8	7.1	7.1	6.7	7.0	7.2	7.5	7.4	7.2	6.7



Report Created: Sat 27 April 2024 14:01:34 GMT+10 (Note: Timing is based on positional data)

- [] Ranking at each section and finish
- :-:- No data available at this section
- NA No data available