



Morphettville SA

Race 8: Sportsbet R N Irwin Stakes - 1100m

13 April 2024 - 4:34PM



Track Rating: Good 4, Weather: Overcast, Rail Position: +9m 1200m-W/Post; +5m
Remainder. Sectional 612m

Section												Overall	L1000	L800	L600	L400	L200		
Field Times												1:03.59 (0:08.26)	0:55.33 (0:10.42)	0:44.91 (0:10.65)	0:34.25 (0:11.22)	0:23.03 (0:11.46)	0:11.56 (0:11.56)		
Position	#	Horse/Jockey	Barrier	Top Speed [km/h]	Fastest Section	First 400m							Margin	Distance Travelled From Winner [m]					
1	10	BENEDETTA Daniel Stackhouse	11	68.0 800-600	0:10.78 800-600	0:24.80	1:03.59 (0:08.59)	0:55.00 [9] (0:10.84)	0:44.16 [8] (0:10.78)	0:33.38 [8] (0:10.83)	0:22.55 [6] (0:10.97)	0:11.58 [1] (0:11.57)	1:03.59						
2	13	CLIMBING STAR Lachlan Neindorf	6	68.7 600-400	0:10.80 600-400	0:25.03	1:03.65 (0:08.67)	0:54.98 [10] (0:11.00)	0:43.98 [11] (0:10.81)	0:33.17 [12] (0:10.80)	0:22.37 [12] (0:10.83)	0:11.54 [4] (0:11.54)	0.4L	-1					
3	8	PRESS DOWN Callan Murray	9	68.9 1000-800	0:10.75 1000-800	0:24.62	1:03.81 (0:08.48)	0:55.33 [4] (0:10.75)	0:44.58 [5] (0:10.81)	0:33.77 [5] (0:10.85)	0:22.92 [5] (0:11.12)	0:11.80 [1] (0:11.80)	1.4L	-2					
4	14	SNAPPED Todd Pannell	8	68.3 800-600	0:10.68 800-600	0:25.26	1:03.95 (0:08.91)	0:55.04 [14] (0:11.03)	0:44.01 [14] (0:10.68)	0:33.33 [14] (0:10.78)	0:22.55 [14] (0:10.92)	0:11.63 [10] (0:11.63)	2.2L	-4					
5	6	KARACASU Jake Toeroek	15	68.6 600-400	0:10.71 800-600	0:25.27	1:04.13 (0:08.76)	0:55.37 [12] (0:11.10)	0:44.27 [13] (0:10.71)	0:33.56 [13] (0:10.76)	0:22.80 [13] (0:10.98)	0:11.82 [8] (0:11.82)	3.4L	+0					
6	1	KALLOS Jason Holder	12	68.7 800-600	0:10.72 800-600	0:25.02	1:04.23 (0:08.73)	0:55.50 [11] (0:10.98)	0:44.52 [12] (0:10.72)	0:33.80 [11] (0:10.76)	0:23.04 [9] (0:11.13)	0:11.91 [9] (0:11.91)	4.0L	+0					
7	9	SKEW WIFF Liam Riordan	5	68.8 1000-800	0:10.76 1000-800	0:24.89	1:04.31 (0:08.78)	0:55.53 [13] (0:10.76)	0:44.77 [10] (0:10.79)	0:33.98 [10] (0:10.88)	0:23.10 [10] (0:11.23)	0:11.87 [12] (0:11.87)	4.5L	-3					
8	11	HYPOTHETICAL Kayla Crowther	14	70.9 1000-800	0:10.27 1000-800	0:24.03	1:04.47 (0:08.41)	0:56.06 [3] (0:10.27)	0:45.79 [1] (0:10.65)	0:35.14 [1] (0:11.22)	0:23.92 [1] (0:11.56)	0:12.35 [5] (0:12.35)	5.5L	-3					
9	5	PICARGO Alana Livesey	4	68.1 1000-800	0:10.81 800-600	0:24.90	1:04.51 (0:08.49)	0:56.02 [6] (0:10.99)	0:45.03 [9] (0:10.81)	0:34.22 [9] (0:10.94)	0:23.28 [11] (0:11.28)	0:12.00 [14] (0:12.00)	5.8L	-2					
10	2	QUEMAN Craig Newitt	2	70.8 1000-800	0:10.48 1000-800	0:24.31	1:04.51 (0:08.56)	0:55.95 [8] (0:10.48)	0:45.47 [4] (0:10.57)	0:34.89 [3] (0:11.07)	0:23.82 [2] (0:11.38)	0:12.44 [3] (0:12.44)	5.8L	-7					

Scratched: Mouse Almighty (#15)

- [] Position in running at each section and finish # Saddle cloth number
- :-:- No data available at this section DNF Did not finish
- NA No data available DNT Did not track



RACING SA

Morphettville SA

Race 8: Sportsbet R N Irwin Stakes - 1100m

13 April 2024 - 4:34PM



Track Rating: Good 4, Weather: Overcast, Rail Position: +9m 1200m-W/Post; +5m
Remainder. Sectional 612m

Section												Overall	L1000	L800	L600	L400	L200		
Field Times												1:03.59 (0:08.26)	0:55.33 (0:10.42)	0:44.91 (0:10.65)	0:34.25 (0:11.22)	0:23.03 (0:11.46)	0:11.56 (0:11.56)		
Position	#	Horse/Jockey	Barrier	Top Speed [km/h]	Fastest Section	First 400m							Margin	Distance Travelled From Winner [m]					
11	3	ATHELRIC Jacob Opperman	3	68.7 1000-800	0:10.79 800-600	0:24.68	1:04.52 (0:08.48)	0:56.04 [4] (0:10.88)	0:45.16 [7] (0:10.79)	0:34.37 [6] (0:10.94)	0:23.43 [8] (0:11.37)	0:12.06 [13] (0:12.06)	5.8L	-7					
12	4	BANK MAUR Martin Harley	10	69.5 1000-800	0:10.73 1000-800	0:24.69	1:04.61 (0:08.55)	0:56.06 [7] (0:10.73)	0:45.33 [6] (0:10.92)	0:34.41 [7] (0:10.89)	0:23.52 [7] (0:11.13)	0:12.39 [6] (0:12.39)	6.4L	-4					
13	7	LONRODEX Dom Tourneur	7	69.3 1000-800	0:10.70 1000-800	0:24.47	1:04.69 (0:08.32)	0:56.37 [2] (0:10.70)	0:45.67 [3] (0:10.79)	0:34.88 [4] (0:11.01)	0:23.87 [4] (0:11.41)	0:12.46 [7] (0:12.46)	6.9L	-3					
14	12	AITCH TWO OH Zac Spain	13	69.7 1000-800	0:10.55 1000-800	0:24.23	1:05.22 (0:08.26)	0:56.96 [1] (0:10.55)	0:46.41 [2] (0:10.70)	0:35.71 [2] (0:11.21)	0:24.50 [3] (0:11.69)	0:12.81 [11] (0:12.81)	10.2L	+1					

Scratched: Mouse Almighty (#15)

- [] Position in running at each section and finish # Saddle cloth number
- :-:- No data available at this section **DNF** Did not finish
- NA** No data available **DNT** Did not track

Background shading for fastest section

Horse/Jockey Name	BENEDETTA
Finish Rank	1
Fastest Section Time (Section)	0:10.78 (L1000)
Top Speed [km/h] (Section)	68.0 (L1000)
Race State	Finished



Morphettville SA - Professional

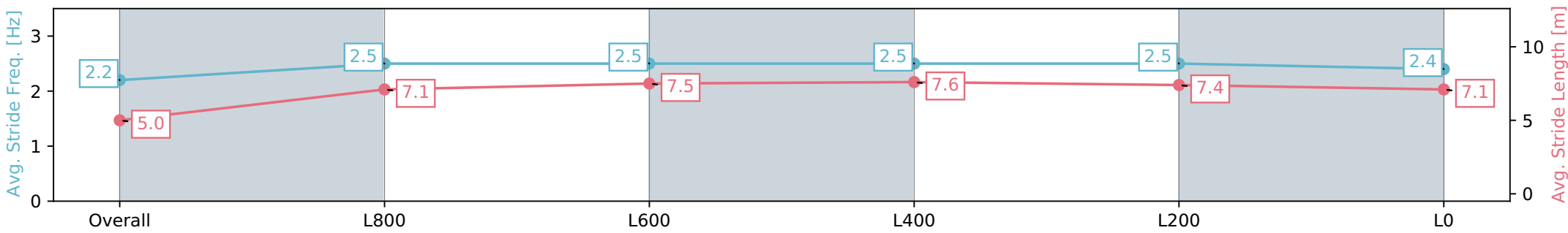
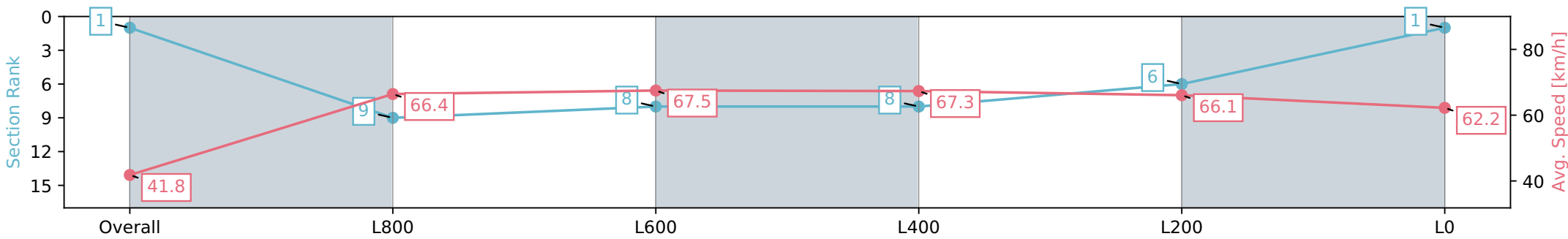
Race 8: Sportsbet R N Irwin Stakes - 1100m

13 April 2024 - 4:34PM

Track Rating: Good 4, Weather: Overcast, Rail Position: +9m
1200m-W/Post; +5m Remainder. Sectional 612m



Section	Overall	L800	L600	L400	L200	L0
Section Times	1:03.59 [1] (0:08.59)	0:55.00 [9] (0:10.84)	0:44.16 [8] (0:10.78)	0:33.38 [8] (0:10.83)	0:22.55 [6] (0:10.97)	0:11.58 [1] (0:11.57)
Average Speed [km/h]	41.8	66.4	67.5	67.3	66.1	62.2
Top Speed [km/h]	63.1	67.9	68.0	67.6	67.0	65.4
Avg. Dist. to Rail [m]	7.6	2.7	2.3	2.7	6.3	7.4
Avg. Stride Freq. [Hz]	2.2	2.5	2.5	2.5	2.5	2.4
Avg. Stride Length [m]	5.0	7.1	7.5	7.6	7.4	7.1



- [] Ranking at each section and finish
- :-:- No data available at this section
- NA No data available

Horse/Jockey Name	CLIMBING STAR
Finish Rank	2
Fastest Section Time (Section)	0:10.80 (L800)
Top Speed [km/h] (Section)	68.7 (L800)
Race State	Finished



Morphettville SA - Professional

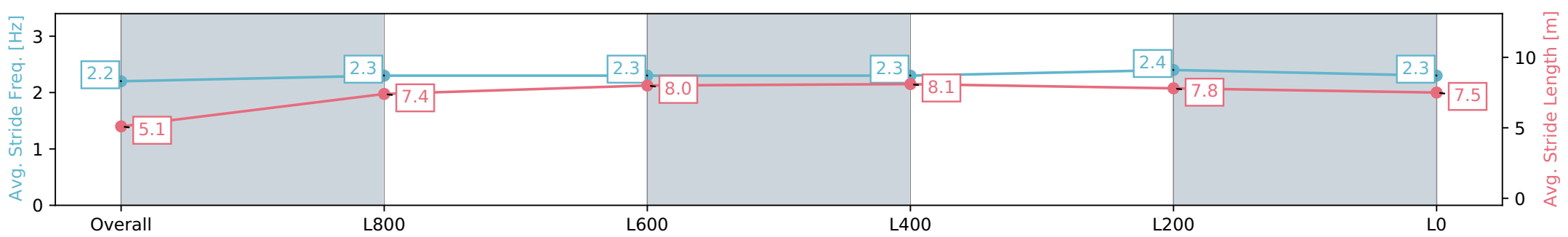
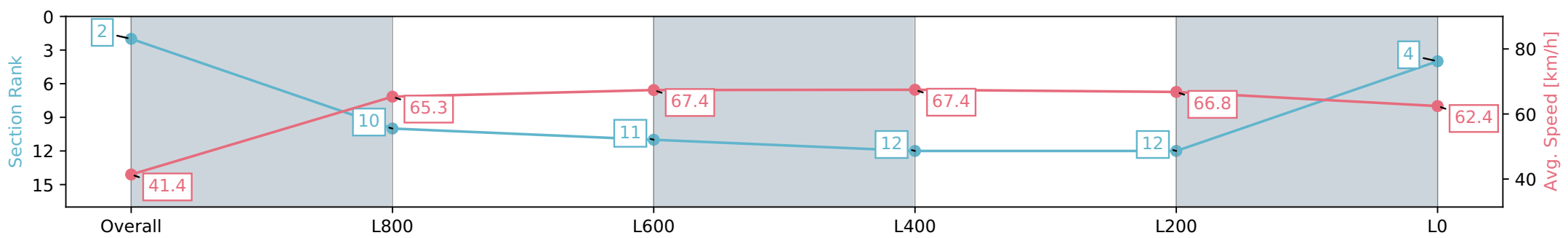
Race 8: Sportsbet R N Irwin Stakes - 1100m

13 April 2024 - 4:34PM

Track Rating: Good 4, Weather: Overcast, Rail Position: +9m
1200m-W/Post; +5m Remainder. Sectional 612m



Section	Overall	L800	L600	L400	L200	L0
Section Times	1:03.65 [2] (0:08.67)	0:54.98 [10] (0:11.00)	0:43.98 [11] (0:10.81)	0:33.17 [12] (0:10.80)	0:22.37 [12] (0:10.83)	0:11.54 [4] (0:11.54)
Average Speed [km/h]	41.4	65.3	67.4	67.4	66.8	62.4
Top Speed [km/h]	60.6	68.3	68.3	68.7	67.6	66.1
Avg. Dist. to Rail [m]	4.7	2.7	2.3	2.4	5.3	5.3
Avg. Stride Freq. [Hz]	2.2	2.3	2.3	2.3	2.4	2.3
Avg. Stride Length [m]	5.1	7.4	8.0	8.1	7.8	7.5



- [] Ranking at each section and finish
- :-:- No data available at this section
- NA No data available

Horse/Jockey Name	PRESS DOWN
Finish Rank	3
Fastest Section Time (Section)	0:10.75 (Overall)
Top Speed [km/h] (Section)	68.9 (Overall)
Race State	Finished



Morphettville SA - Professional

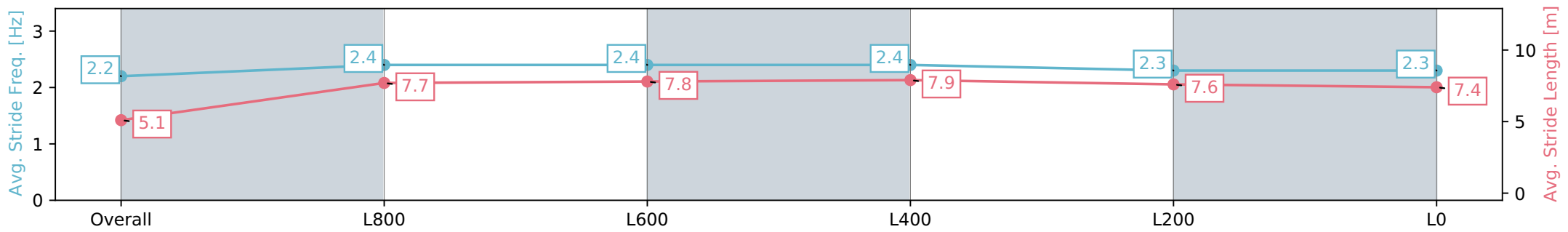
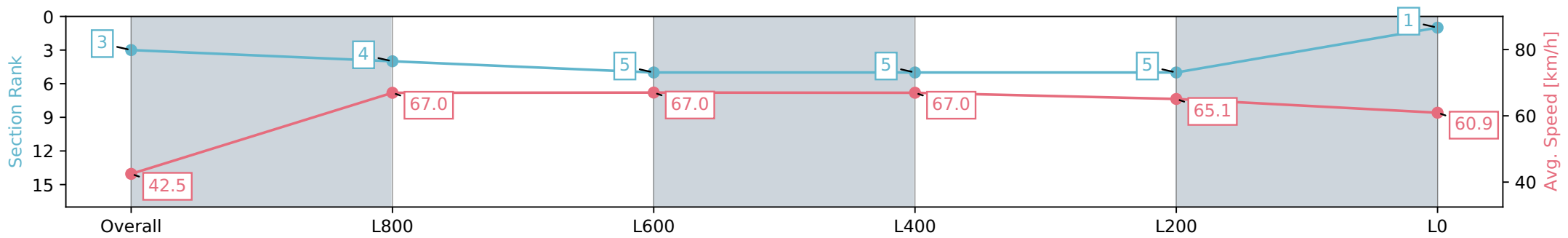
Race 8: Sportsbet R N Irwin Stakes - 1100m

13 April 2024 - 4:34PM

Track Rating: Good 4, Weather: Overcast, Rail Position: +9m
1200m-W/Post; +5m Remainder. Sectional 612m



Section	Overall	L800	L600	L400	L200	L0
Section Times	1:03.81 [3] (0:08.48)	0:55.33 [4] (0:10.75)	0:44.58 [5] (0:10.81)	0:33.77 [5] (0:10.85)	0:22.92 [5] (0:11.12)	0:11.80 [1] (0:11.80)
Average Speed [km/h]	42.5	67.0	67.0	67.0	65.1	60.9
Top Speed [km/h]	64.3	68.9	68.9	68.4	65.6	64.5
Avg. Dist. to Rail [m]	5.6	1.9	1.4	1.8	5.4	6.7
Avg. Stride Freq. [Hz]	2.2	2.4	2.4	2.4	2.3	2.3
Avg. Stride Length [m]	5.1	7.7	7.8	7.9	7.6	7.4



- [] Ranking at each section and finish
- :-:- No data available at this section
- NA No data available

Horse/Jockey Name	SNAPPED
Finish Rank	4
Fastest Section Time (Section)	0:10.68 (L1000)
Top Speed [km/h] (Section)	68.3 (L1000)
Race State	Finished



Morphettville SA - Professional

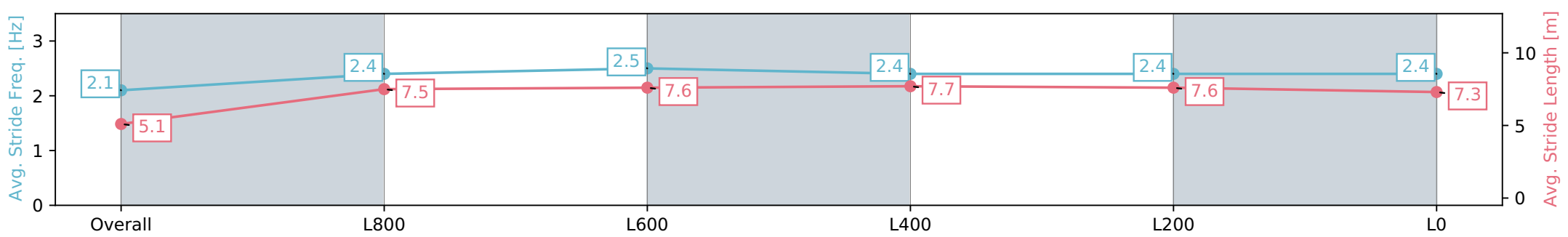
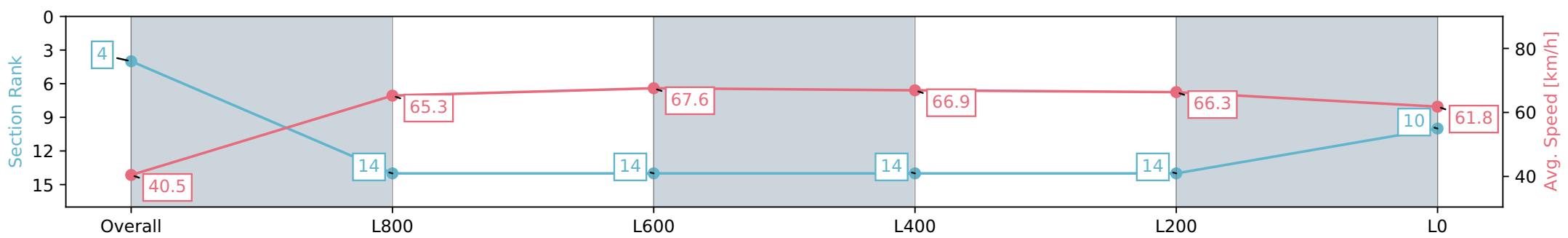
Race 8: Sportsbet R N Irwin Stakes - 1100m

13 April 2024 - 4:34PM

Track Rating: Good 4, Weather: Overcast, Rail Position: +9m
1200m-W/Post; +5m Remainder. Sectional 612m



Section	Overall	L800	L600	L400	L200	L0
Section Times	1:03.95 [4] (0:08.91)	0:55.04 [14] (0:11.03)	0:44.01 [14] (0:10.68)	0:33.33 [14] (0:10.78)	0:22.55 [14] (0:10.92)	0:11.63 [10] (0:11.63)
Average Speed [km/h]	40.5	65.3	67.6	66.9	66.3	61.8
Top Speed [km/h]	61.3	68.3	68.3	67.5	66.9	65.2
Avg. Dist. to Rail [m]	6.3	2.6	0.8	0.5	5.4	7.6
Avg. Stride Freq. [Hz]	2.1	2.4	2.5	2.4	2.4	2.4
Avg. Stride Length [m]	5.1	7.5	7.6	7.7	7.6	7.3



- [] Ranking at each section and finish
- :-:- No data available at this section
- NA No data available

Horse/Jockey Name	KARACASU
Finish Rank	5
Fastest Section Time (Section)	0:10.71 (L1000)
Top Speed [km/h] (Section)	68.6 (L800)
Race State	Finished



Morphettville SA - Professional

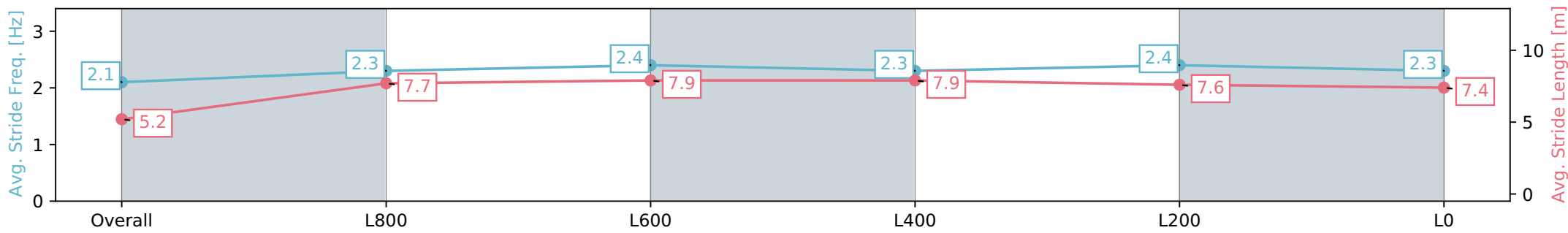
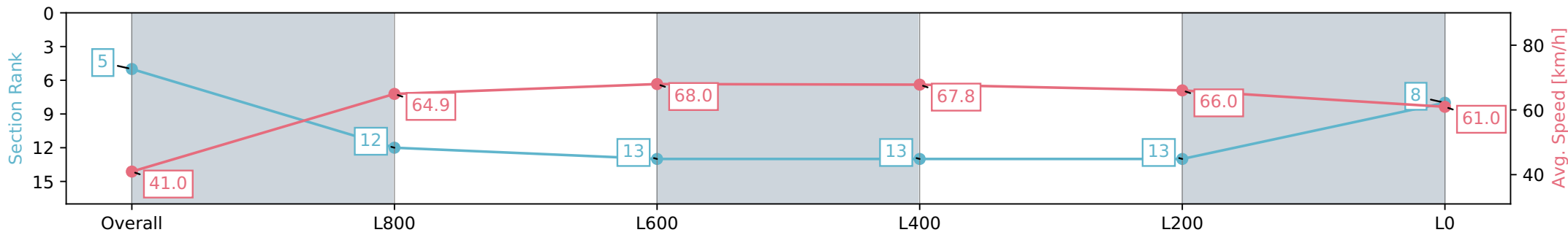
Race 8: Sportsbet R N Irwin Stakes - 1100m

13 April 2024 - 4:34PM

Track Rating: Good 4, Weather: Overcast, Rail Position: +9m
1200m-W/Post; +5m Remainder. Sectional 612m



Section	Overall	L800	L600	L400	L200	L0
Section Times	1:04.13 [5] (0:08.76)	0:55.37 [12] (0:11.10)	0:44.27 [13] (0:10.71)	0:33.56 [13] (0:10.76)	0:22.80 [13] (0:10.98)	0:11.82 [8] (0:11.82)
Average Speed [km/h]	41.0	64.9	68.0	67.8	66.0	61.0
Top Speed [km/h]	60.8	68.1	68.2	68.6	67.1	65.5
Avg. Dist. to Rail [m]	11.4	3.7	2.2	3.0	7.1	10.0
Avg. Stride Freq. [Hz]	2.1	2.3	2.4	2.3	2.4	2.3
Avg. Stride Length [m]	5.2	7.7	7.9	7.9	7.6	7.4



[] Ranking at each section and finish
 -:-:- No data available at this section
 NA No data available

Horse/Jockey Name	KALLOS
Finish Rank	6
Fastest Section Time (Section)	0:10.72 (L1000)
Top Speed [km/h] (Section)	68.7 (L1000)
Race State	Finished



Morphettville SA - Professional

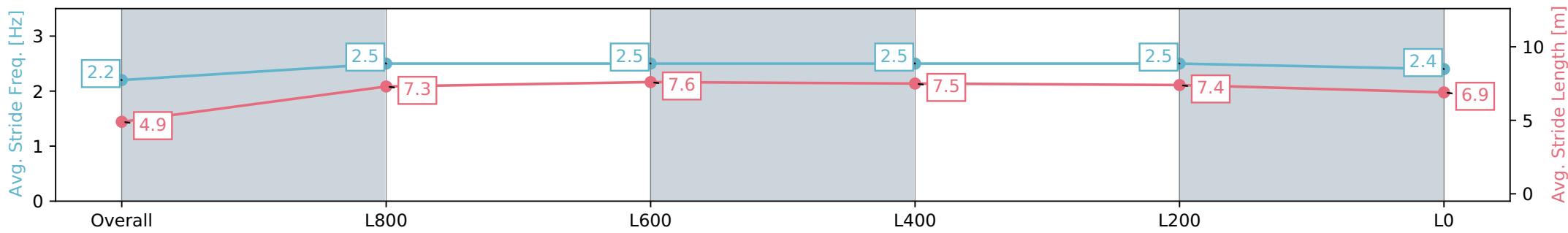
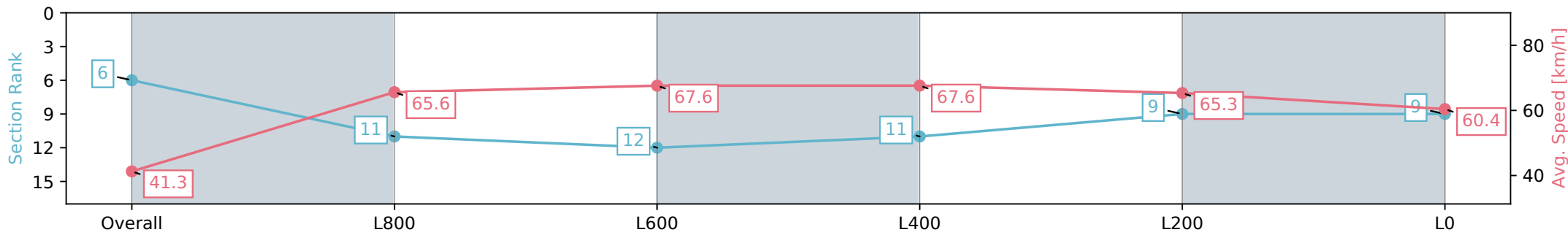
Race 8: Sportsbet R N Irwin Stakes - 1100m

13 April 2024 - 4:34PM

Track Rating: Good 4, Weather: Overcast, Rail Position: +9m
1200m-W/Post; +5m Remainder. Sectional 612m



Section	Overall	L800	L600	L400	L200	L0
Section Times	1:04.23 [6] (0:08.73)	0:55.50 [11] (0:10.98)	0:44.52 [12] (0:10.72)	0:33.80 [11] (0:10.76)	0:23.04 [9] (0:11.13)	0:11.91 [9] (0:11.91)
Average Speed [km/h]	41.3	65.6	67.6	67.6	65.3	60.4
Top Speed [km/h]	62.0	68.5	68.7	68.2	66.9	64.2
Avg. Dist. to Rail [m]	8.4	3.4	2.1	2.1	7.5	9.8
Avg. Stride Freq. [Hz]	2.2	2.5	2.5	2.5	2.5	2.4
Avg. Stride Length [m]	4.9	7.3	7.6	7.5	7.4	6.9



- [] Ranking at each section and finish
- :-:- No data available at this section
- NA No data available

Horse/Jockey Name	SKEW WIFF
Finish Rank	7
Fastest Section Time (Section)	0:10.76 (Overall)
Top Speed [km/h] (Section)	68.8 (Overall)
Race State	Finished



Morphettville SA - Professional

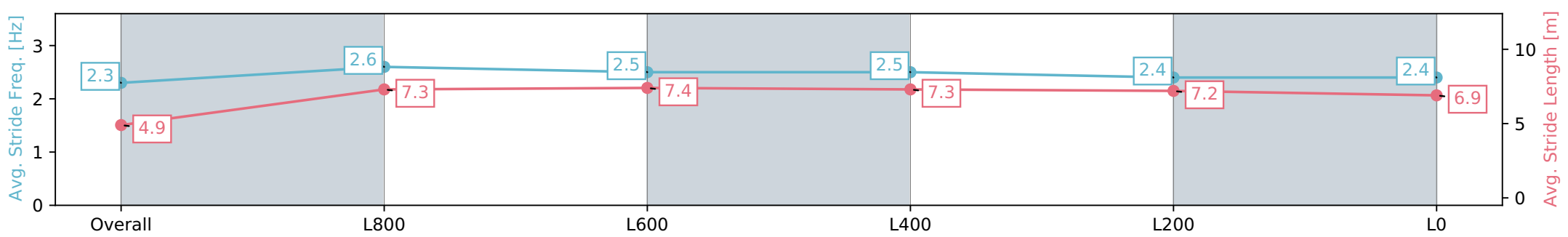
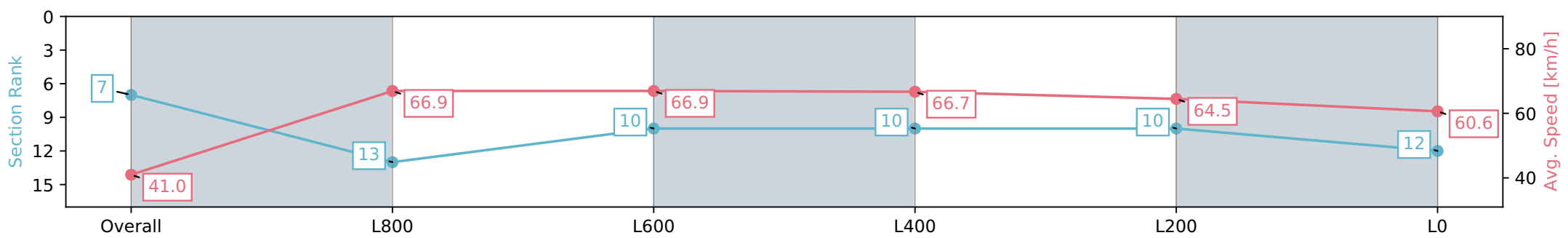
Race 8: Sportsbet R N Irwin Stakes - 1100m

13 April 2024 - 4:34PM

Track Rating: Good 4, Weather: Overcast, Rail Position: +9m
1200m-W/Post; +5m Remainder. Sectional 612m



Section	Overall	L800	L600	L400	L200	L0
Section Times	1:04.31 [7] (0:08.78)	0:55.53 [13] (0:10.76)	0:44.77 [10] (0:10.79)	0:33.98 [10] (0:10.88)	0:23.10 [10] (0:11.23)	0:11.87 [12] (0:11.87)
Average Speed [km/h]	41.0	66.9	66.9	66.7	64.5	60.6
Top Speed [km/h]	63.4	68.8	68.8	67.5	67.4	63.7
Avg. Dist. to Rail [m]	1.9	0.9	0.7	1.6	4.8	6.6
Avg. Stride Freq. [Hz]	2.3	2.6	2.5	2.5	2.4	2.4
Avg. Stride Length [m]	4.9	7.3	7.4	7.3	7.2	6.9



- [] Ranking at each section and finish
- :-:- No data available at this section
- NA No data available

Horse/Jockey Name	HYPOTHETICAL
Finish Rank	8
Fastest Section Time (Section)	0:10.27 (Overall)
Top Speed [km/h] (Section)	70.9 (Overall)
Race State	Finished



Morphettville SA - Professional

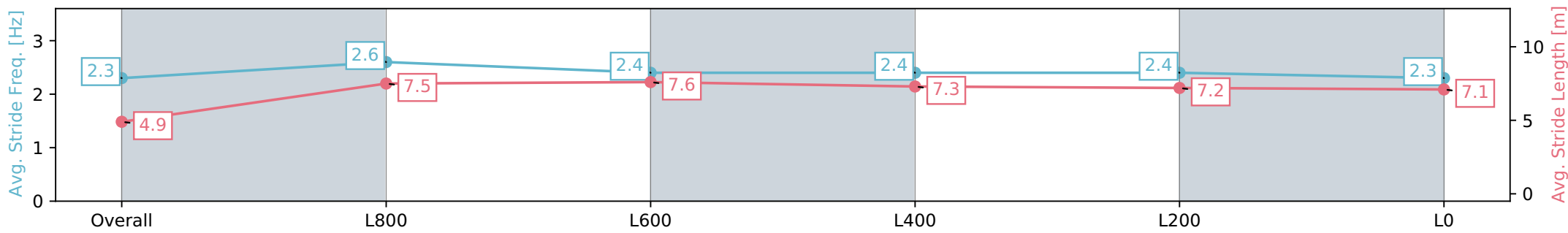
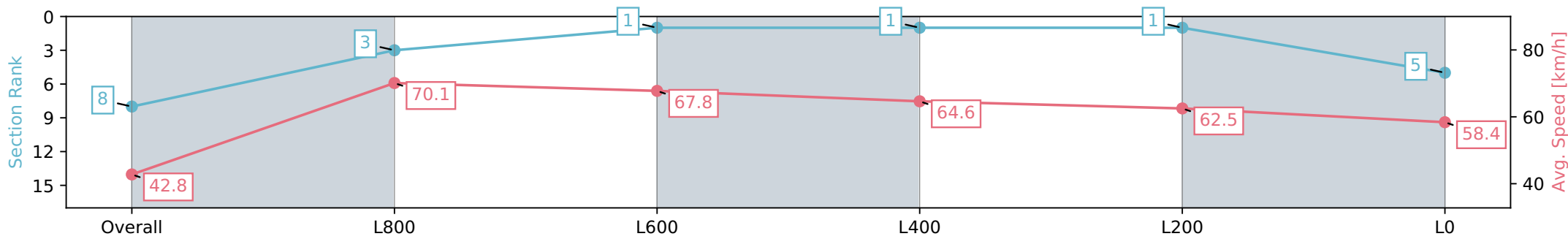
Race 8: Sportsbet R N Irwin Stakes - 1100m

13 April 2024 - 4:34PM

Track Rating: Good 4, Weather: Overcast, Rail Position: +9m
1200m-W/Post; +5m Remainder. Sectional 612m



Section	Overall	L800	L600	L400	L200	L0
Section Times	1:04.47 [8] (0:08.41)	0:56.06 [3] (0:10.27)	0:45.79 [1] (0:10.65)	0:35.14 [1] (0:11.22)	0:23.92 [1] (0:11.56)	0:12.35 [5] (0:12.35)
Average Speed [km/h]	42.8	70.1	67.8	64.6	62.5	58.4
Top Speed [km/h]	66.7	70.9	70.1	66.3	63.8	62.0
Avg. Dist. to Rail [m]	10.9	5.1	0.8	1.4	5.8	6.9
Avg. Stride Freq. [Hz]	2.3	2.6	2.4	2.4	2.4	2.3
Avg. Stride Length [m]	4.9	7.5	7.6	7.3	7.2	7.1



Report Created: Sat 13 April 2024 18:38:10 GMT+10 (Note: Timing is based on positional data)

- [] Ranking at each section and finish
- :-:- No data available at this section
- NA No data available



Horse/Jockey Name	PICARGO
Finish Rank	9
Fastest Section Time (Section)	0:10.81 (L1000)
Top Speed [km/h] (Section)	68.1 (Overall)
Race State	Finished



Morphettville SA - Professional

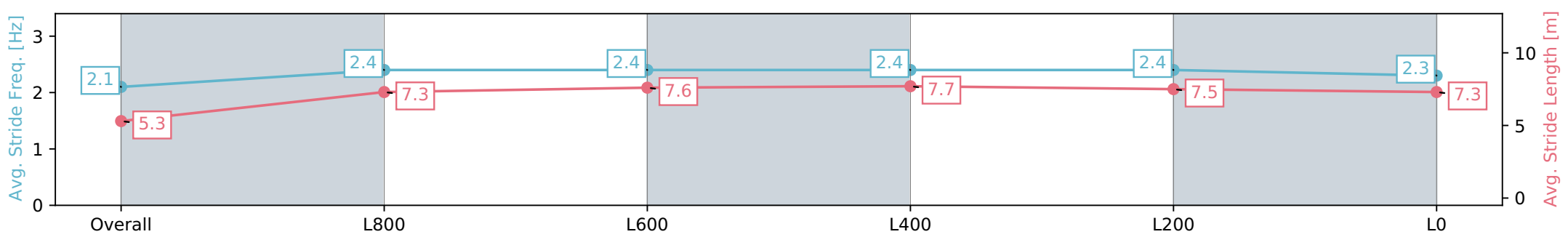
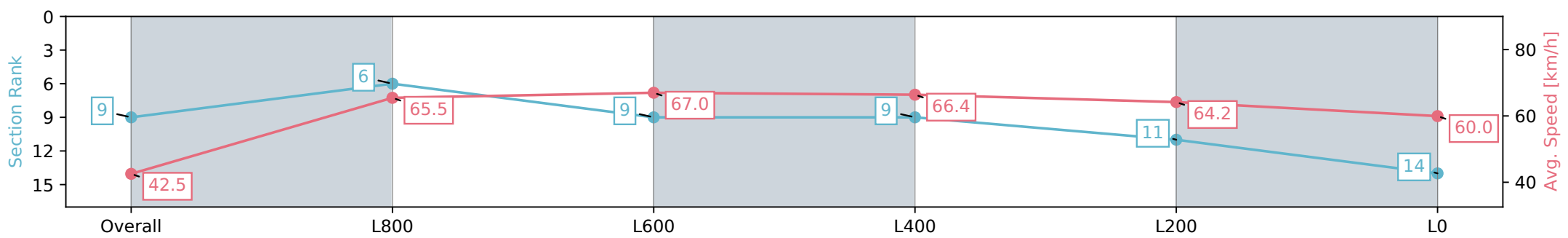
Race 8: Sportsbet R N Irwin Stakes - 1100m

13 April 2024 - 4:34PM

Track Rating: Good 4, Weather: Overcast, Rail Position: +9m
1200m-W/Post; +5m Remainder. Sectional 612m



Section	Overall	L800	L600	L400	L200	L0
Section Times	1:04.51 [9] (0:08.49)	0:56.02 [6] (0:10.99)	0:45.03 [9] (0:10.81)	0:34.22 [9] (0:10.94)	0:23.28 [11] (0:11.28)	0:12.00 [14] (0:12.00)
Average Speed [km/h]	42.5	65.5	67.0	66.4	64.2	60.0
Top Speed [km/h]	59.5	68.1	67.9	67.7	65.8	64.4
Avg. Dist. to Rail [m]	3.2	1.4	1.4	1.8	4.3	1.8
Avg. Stride Freq. [Hz]	2.1	2.4	2.4	2.4	2.4	2.3
Avg. Stride Length [m]	5.3	7.3	7.6	7.7	7.5	7.3



- [] Ranking at each section and finish
- :-:- No data available at this section
- NA No data available

Horse/Jockey Name	QUEMAN
Finish Rank	10
Fastest Section Time (Section)	0:10.48 (Overall)
Top Speed [km/h] (Section)	70.8 (Overall)
Race State	Finished



Morphettville SA - Professional

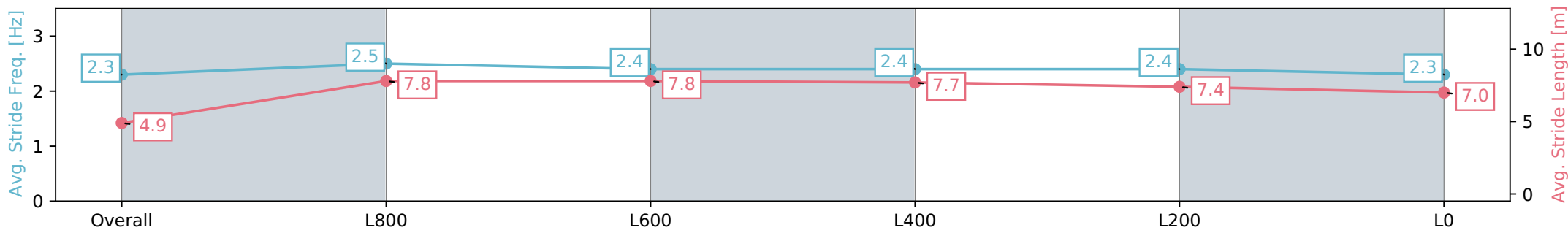
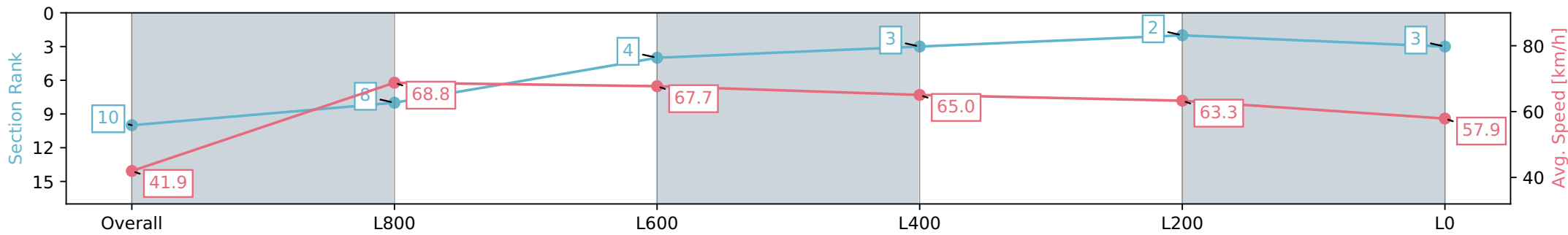
Race 8: Sportsbet R N Irwin Stakes - 1100m

13 April 2024 - 4:34PM

Track Rating: Good 4, Weather: Overcast, Rail Position: +9m
1200m-W/Post; +5m Remainder. Sectional 612m



Section	Overall	L800	L600	L400	L200	L0
Section Times	1:04.51 [10] (0:08.56)	0:55.95 [8] (0:10.48)	0:45.47 [4] (0:10.57)	0:34.89 [3] (0:11.07)	0:23.82 [2] (0:11.38)	0:12.44 [3] (0:12.44)
Average Speed [km/h]	41.9	68.8	67.7	65.0	63.3	57.9
Top Speed [km/h]	63.9	70.8	69.6	67.7	65.3	61.1
Avg. Dist. to Rail [m]	0.8	0.8	1.0	0.5	2.0	2.8
Avg. Stride Freq. [Hz]	2.3	2.5	2.4	2.4	2.4	2.3
Avg. Stride Length [m]	4.9	7.8	7.8	7.7	7.4	7.0



Report Created: Sat 13 April 2024 18:38:16 GMT+10 (Note: Timing is based on positional data)

- [] Ranking at each section and finish
- :-:- No data available at this section
- NA No data available



Horse/Jockey Name	ATHELRIC
Finish Rank	11
Fastest Section Time (Section)	0:10.79 (L1000)
Top Speed [km/h] (Section)	68.7 (Overall)
Race State	Finished



Morphettville SA - Professional

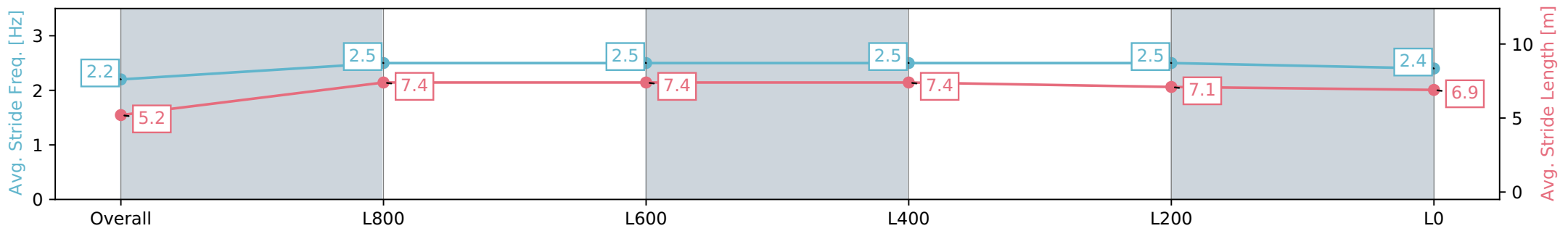
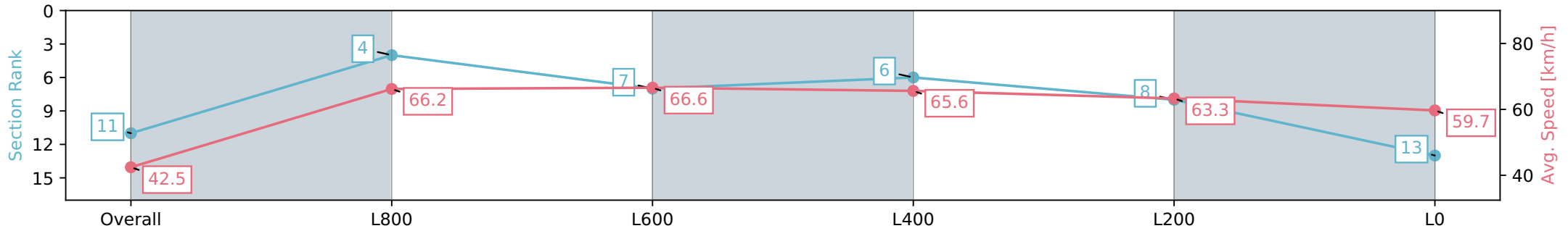
Race 8: Sportsbet R N Irwin Stakes - 1100m

13 April 2024 - 4:34PM

Track Rating: Good 4, Weather: Overcast, Rail Position: +9m
1200m-W/Post; +5m Remainder. Sectional 612m



Section	Overall	L800	L600	L400	L200	L0
Section Times	1:04.52 [11] (0:08.48)	0:56.04 [4] (0:10.88)	0:45.16 [7] (0:10.79)	0:34.37 [6] (0:10.94)	0:23.43 [8] (0:11.37)	0:12.06 [13] (0:12.06)
Average Speed [km/h]	42.5	66.2	66.6	65.6	63.3	59.7
Top Speed [km/h]	63.0	68.7	68.7	66.8	65.2	63.1
Avg. Dist. to Rail [m]	1.2	0.5	0.2	0.6	0.6	0.4
Avg. Stride Freq. [Hz]	2.2	2.5	2.5	2.5	2.5	2.4
Avg. Stride Length [m]	5.2	7.4	7.4	7.4	7.1	6.9



- [] Ranking at each section and finish
- :-:- No data available at this section
- NA No data available

Horse/Jockey Name	BANK MAUR
Finish Rank	12
Fastest Section Time (Section)	0:10.73 (Overall)
Top Speed [km/h] (Section)	69.5 (Overall)
Race State	Finished



Morphettville SA - Professional

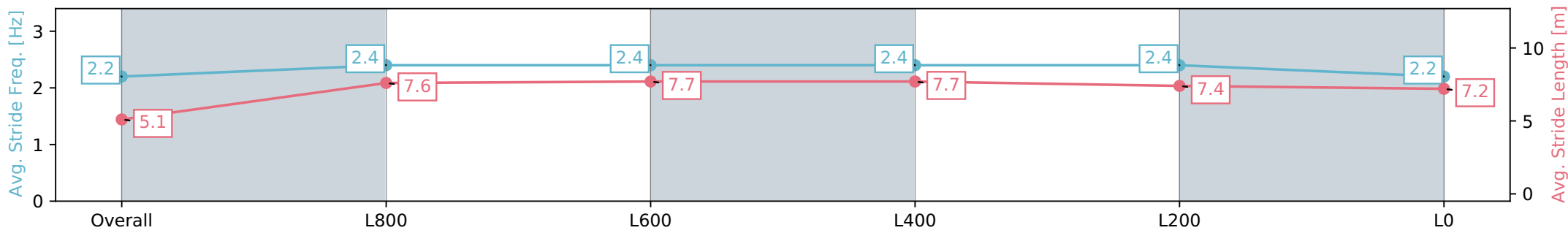
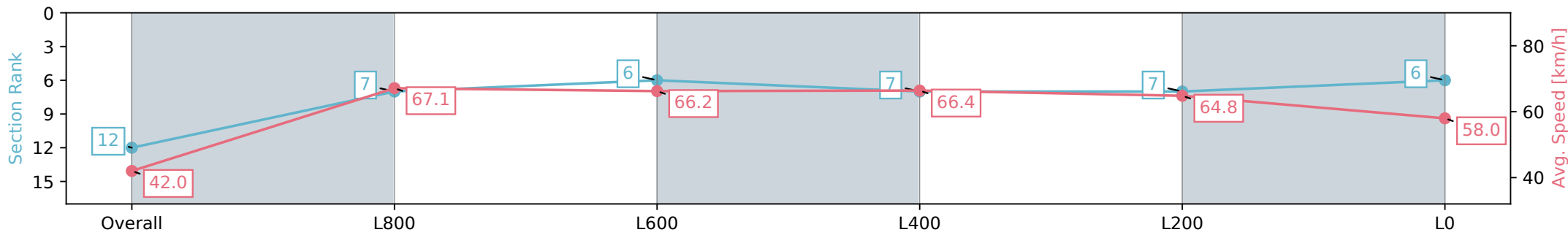
Race 8: Sportsbet R N Irwin Stakes - 1100m

13 April 2024 - 4:34PM

Track Rating: Good 4, Weather: Overcast, Rail Position: +9m
1200m-W/Post; +5m Remainder. Sectional 612m



Section	Overall	L800	L600	L400	L200	L0
Section Times	1:04.61 [12] (0:08.55)	0:56.06 [7] (0:10.73)	0:45.33 [6] (0:10.92)	0:34.41 [7] (0:10.89)	0:23.52 [7] (0:11.13)	0:12.39 [6] (0:12.39)
Average Speed [km/h]	42.0	67.1	66.2	66.4	64.8	58.0
Top Speed [km/h]	60.9	69.5	67.5	68.0	66.1	65.0
Avg. Dist. to Rail [m]	7.2	2.8	1.3	0.7	1.5	2.7
Avg. Stride Freq. [Hz]	2.2	2.4	2.4	2.4	2.4	2.2
Avg. Stride Length [m]	5.1	7.6	7.7	7.7	7.4	7.2



[] Ranking at each section and finish
 -:-:- No data available at this section
 NA No data available



Horse/Jockey Name	LONRODEX
Finish Rank	13
Fastest Section Time (Section)	0:10.70 (Overall)
Top Speed [km/h] (Section)	69.3 (Overall)
Race State	Finished



Morphettville SA - Professional

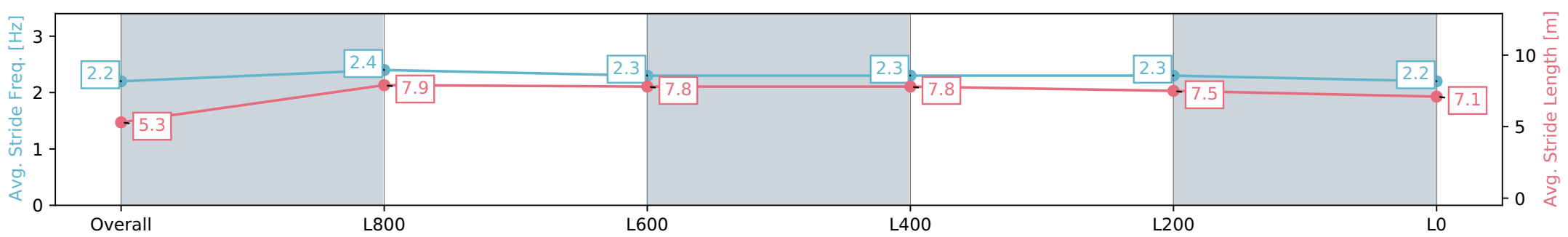
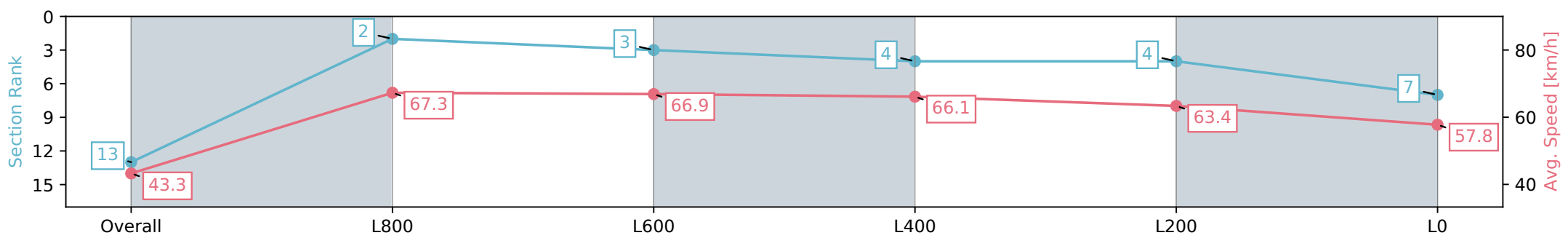
Race 8: Sportsbet R N Irwin Stakes - 1100m

13 April 2024 - 4:34PM

Track Rating: Good 4, Weather: Overcast, Rail Position: +9m
1200m-W/Post; +5m Remainder. Sectional 612m



Section	Overall	L800	L600	L400	L200	L0
Section Times	1:04.69 [13] (0:08.32)	0:56.37 [2] (0:10.70)	0:45.67 [3] (0:10.79)	0:34.88 [4] (0:11.01)	0:23.87 [4] (0:11.41)	0:12.46 [7] (0:12.46)
Average Speed [km/h]	43.3	67.3	66.9	66.1	63.4	57.8
Top Speed [km/h]	63.0	69.3	67.4	66.7	64.7	61.7
Avg. Dist. to Rail [m]	4.8	1.3	0.7	2.1	4.3	4.6
Avg. Stride Freq. [Hz]	2.2	2.4	2.3	2.3	2.3	2.2
Avg. Stride Length [m]	5.3	7.9	7.8	7.8	7.5	7.1



- [] Ranking at each section and finish
- :-:- No data available at this section
- NA No data available

Horse/Jockey Name	AITCH TWO OH
Finish Rank	14
Fastest Section Time (Section)	0:10.55 (Overall)
Top Speed [km/h] (Section)	69.7 (Overall)
Race State	Finished



Morphettville SA - Professional

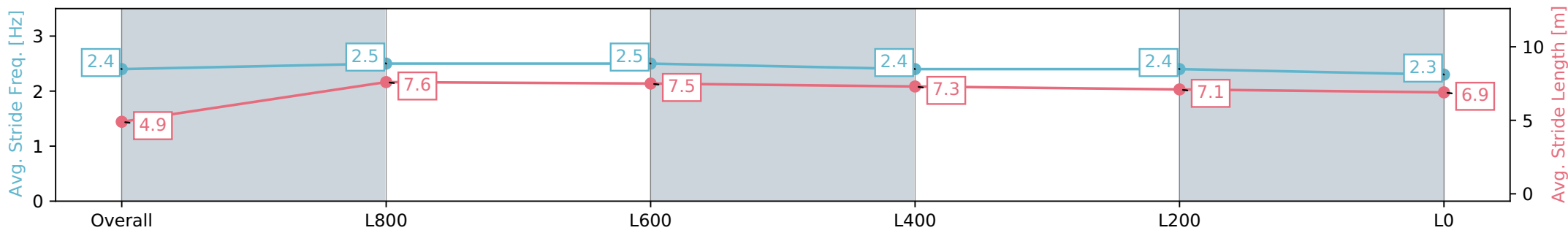
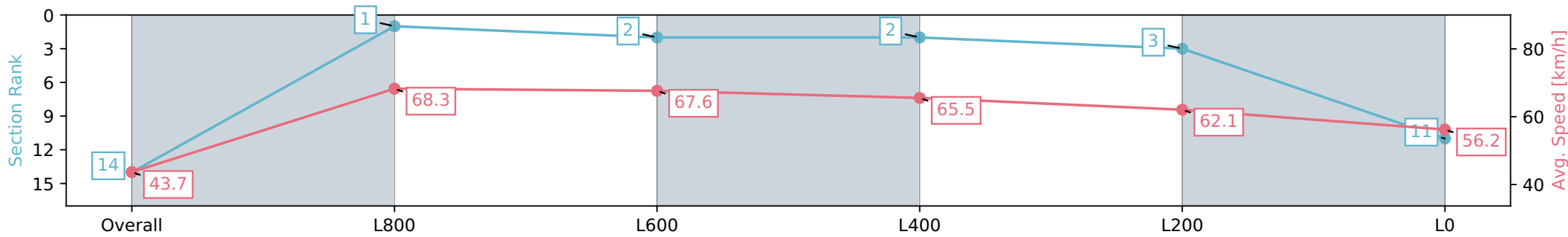
Race 8: Sportsbet R N Irwin Stakes - 1100m

13 April 2024 - 4:34PM

Track Rating: Good 4, Weather: Overcast, Rail Position: +9m
1200m-W/Post; +5m Remainder. Sectional 612m



Section	Overall	L800	L600	L400	L200	L0
Section Times	1:05.22 [14] (0:08.26)	0:56.96 [1] (0:10.55)	0:46.41 [2] (0:10.70)	0:35.71 [2] (0:11.21)	0:24.50 [3] (0:11.69)	0:12.81 [11] (0:12.81)
Average Speed [km/h]	43.7	68.3	67.6	65.5	62.1	56.2
Top Speed [km/h]	65.2	69.7	68.5	68.4	63.7	60.7
Avg. Dist. to Rail [m]	9.7	3.3	1.3	3.9	6.6	7.2
Avg. Stride Freq. [Hz]	2.4	2.5	2.5	2.4	2.4	2.3
Avg. Stride Length [m]	4.9	7.6	7.5	7.3	7.1	6.9



- [] Ranking at each section and finish
- :-:- No data available at this section
- NA No data available