



RACING SA

Morphettville SA
Race 7: Sportsbet Auraria Stakes - 1800m
13 April 2024 - 3:58PM



Track Rating: Good 4, Weather: Overcast, Rail Position: +9m 1200m-W/Post; +5m
Remainder. Sectional 612m

Table with columns: Section, Field Times, Position, #, Horse/Jockey, Barrier, Top Speed [km/h], Fastest Section, First 400m, Overall, L1600, L1400, L1200, L1000, L800, Distance Travelled From Winner [m]. Rows include horses like WINGS OF SONG, QUICKSTER, MOLLYNICKERS, HARVEST MOON, VIVY AIR, SEEKING STARDOM, THE AUTUMN BELLE, SENTIMENTAL FLAME, BON MISTRESS, and MADISON KATE.

Scratched: Coco Sun (#2), Capulet (#8)

- [ ] Position in running at each section and finish
# Saddle cloth number
-:-:- No data available at this section
DNF Did not finish
NA No data available
DNT Did not track



RACING SA

# Morphettville SA

## Race 7: Sportsbet Auraria Stakes - 1800m

13 April 2024 - 3:58PM



Track Rating: Good 4, Weather: Overcast, Rail Position: +9m 1200m-W/Post; +5m  
Remainder. Sectional 612m

Section													Overall	L1600	L1400	L1200	L1000	L800
Field Times													1:51.09 (0:14.70)	1:36.39 (0:11.72)	1:24.67 (0:11.97)	1:12.70 (0:12.46)	1:00.24 (0:12.33)	0:47.91 (0:12.04)
Position	#	Horse/Jockey	Barrier	Top Speed [km/h]	Fastest Section	First 400m									Distance Travelled From Winner [m]			
11	16	<b>JUDGE JENNI</b> Craig Newitt	2	61.3 1000-800	0:11.87 800-600	0:27.15	1:52.78 (0:15.19)	1:37.59 [6] (0:11.96)	1:25.63 [6] (0:12.10)	1:13.53 [6] (0:12.35)	1:01.18 [6] (0:12.22)	0:48.96 [6] (0:11.87)		-12				
12	13	<b>CHEROKEE MISS</b> Jacob Opperman	8	63.2 1000-800	0:11.68 600-400	0:27.76	1:52.83 (0:15.60)	1:37.23 [12] (0:12.16)	1:25.07 [12] (0:12.11)	1:12.96 [12] (0:12.28)	1:00.67 [12] (0:12.18)	0:48.49 [11] (0:11.73)		-9				
13	6	<b>JUSTABOOM</b> Callan Murray	1	62.3 1800-1600	0:11.75 1600-1400	0:26.71	1:53.26 (0:14.96)	1:38.30 [3] (0:11.75)	1:26.55 [3] (0:12.04)	1:14.51 [3] (0:12.41)	1:02.10 [3] (0:12.27)	0:49.83 [3] (0:12.02)		-10				
13	10	<b>DIAMONDS CHOICE</b> Caitlin Jones	9	62.6 1800-1600	0:11.57 1600-1400	0:26.57	1:53.26 (0:15.00)	1:38.26 [4] (0:11.57)	1:26.68 [2] (0:12.10)	1:14.58 [2] (0:12.40)	1:02.18 [2] (0:12.28)	0:49.89 [2] (0:12.06)		-7				

Scratched: Coco Sun (#2), Capulet (#8)

- [ ] Position in running at each section and finish # Saddle cloth number
- :-:- No data available at this section DNF Did not finish
- NA No data available DNT Did not track



RACING SA

# Morphettville SA

## Race 7: Sportsbet Auraria Stakes - 1800m

13 April 2024 - 3:58PM



Track Rating: Good 4, Weather: Overcast, Rail Position: +9m 1200m-W/Post; +5m  
Remainder. Sectional 612m

Section												L600	L400	L200		
Field Times												0:35.87	0:24.05	0:12.02		
												(0:11.83)	(0:12.03)	(0:12.02)		
Position	#	Horse/Jockey	Barrier	Top Speed [km/h]	Fastest Section	First 400m				Margin				Distance Travelled From Winner [m]		
1	1	<b>WINGS OF SONG</b>	14	64.4	0:11.48	0:27.68	0:35.07 [10]	0:23.47 [8]	0:11.99 [3]	1:51.09						
		Jake Noonan		600-400	400-200		(0:11.60)	(0:11.48)	(0:11.99)							
2	3	<b>QUICKSTER</b>	7	64.1	0:11.56	0:27.35	0:35.58 [7]	0:24.01 [4]	0:12.34 [1]	0.31L				+0		
		Will Price		800-600	600-400		(0:11.56)	(0:11.67)	(0:12.34)							
3	4	<b>MOLLYNICKERS</b>	12	64.2	0:11.54	0:27.81	0:35.26 [13]	0:23.70 [12]	0:12.16 [6]	0.07L				+0		
		Carleen Hefel		800-600	400-200		(0:11.56)	(0:11.54)	(0:12.16)							
4	14	<b>HARVEST MOON</b>	6	62.7	0:11.78	0:26.80	0:35.99 [4]	0:24.19 [2]	0:12.41 [4]	0.1L				-7		
		Winona Costin		800-600	400-200		(0:11.80)	(0:11.78)	(0:12.41)							
5	5	<b>VIVY AIR</b>	4	63.0	0:11.73	0:27.01	0:36.10 [5]	0:24.37 [3]	0:12.58 [5]	0.19L				-3		
		Zac Spain		800-600	600-400		(0:11.73)	(0:11.79)	(0:12.57)							
6	15	<b>SEEKING STARDOM</b>	16	62.8	0:11.72	0:26.41	0:36.56 [1]	0:24.73 [1]	0:12.68 [2]	0.01L				-11		
		Teagan Voorham		1800-1600	1600-1400		(0:11.83)	(0:12.05)	(0:12.68)							
7	7	<b>THE AUTUMN BELLE</b>	10	63.9	0:11.55	0:28.16	0:35.32 [14]	0:23.77 [14]	0:12.21 [7]	0.01L				-3		
		Madison Lloyd		800-600	600-400		(0:11.55)	(0:11.56)	(0:12.21)							
8	9	<b>SENTIMENTAL FLAME</b>	5	62.4	0:11.72	0:27.50	0:36.19 [8]	0:24.47 [9]	0:12.54 [8]	0.34L				-7		
		Dom Tourneur		800-600	600-400		(0:11.72)	(0:11.93)	(0:12.54)							
9	11	<b>BON MISTRESS</b>	13	63.5	0:11.71	0:27.65	0:36.00 [12]	0:24.29 [13]	0:12.33 [12]	0.02L				-6		
		Daniel Stackhouse		800-600	600-400		(0:11.71)	(0:11.96)	(0:12.33)							
10	12	<b>MADISON KATE</b>	3	63.6	0:11.78	0:27.33	0:36.77 [9]	0:24.99 [10]	0:12.94 [11]	0.56L				-3		
		Lachlan Neindorf		800-600	600-400		(0:11.78)	(0:12.05)	(0:12.94)							

Scratched: Coco Sun (#2), Capulet (#8)

[ ] Position in running at each section and finish # Saddle cloth number  
 -:-:- No data available at this section DNF Did not finish  
 NA No data available DNT Did not track



RACING SA

# Morphettville SA

## Race 7: Sportsbet Auraria Stakes - 1800m

13 April 2024 - 3:58PM



Track Rating: Good 4, Weather: Overcast, Rail Position: +9m 1200m-W/Post; +5m  
Remainder. Sectional 612m

Section												L600	L400	L200		
Field Times												0:35.87	0:24.05	0:12.02		
												(0:11.83)	(0:12.03)	(0:12.02)		
Position	#	Horse/Jockey	Barrier	Top Speed [km/h]	Fastest Section	First 400m				Margin				Distance Travelled From Winner [m]		
11	16	<b>JUDGE JENNI</b>	2	61.3	0:11.87	0:27.15	0:37.09 [6]	0:25.20 [6]	0:13.10 [9]	0.08L				-12		
		Craig Newitt		1000-800	800-600		(0:11.89)	(0:12.10)	(0:13.10)							
12	13	<b>CHEROKEE MISS</b>	8	63.2	0:11.68	0:27.76	0:36.76 [11]	0:25.08 [11]	0:12.90 [13]	0.05L				-9		
		Jacob Opperman		1000-800	600-400		(0:11.68)	(0:12.18)	(0:12.90)							
13	6	<b>JUSTABOOM</b>	1	62.3	0:11.75	0:26.71	0:37.81 [3]	0:25.66 [7]	0:13.28 [14]	0.43L				-10		
		Callan Murray		1800-1600	1600-1400		(0:12.15)	(0:12.38)	(0:13.28)							
13	10	<b>DIAMONDS CHOICE</b>	9	62.6	0:11.57	0:26.57	0:37.83 [2]	0:25.87 [5]	0:13.53 [10]	0.0L				-7		
		Caitlin Jones		1800-1600	1600-1400		(0:11.96)	(0:12.34)	(0:13.53)							

Scratched: Coco Sun (#2), Capulet (#8)

- [ ] Position in running at each section and finish # Saddle cloth number
- :--:-- No data available at this section **DNF** Did not finish
- NA** No data available **DNT** Did not track

Background shading for fastest section

Horse/Jockey Name	WINGS OF SONG
Finish Rank	1
Fastest Section Time (Section)	0:11.48 (L400)
Top Speed [km/h] (Section)	64.4 (L600)
Race State	Finished



Morphettville SA - Professional

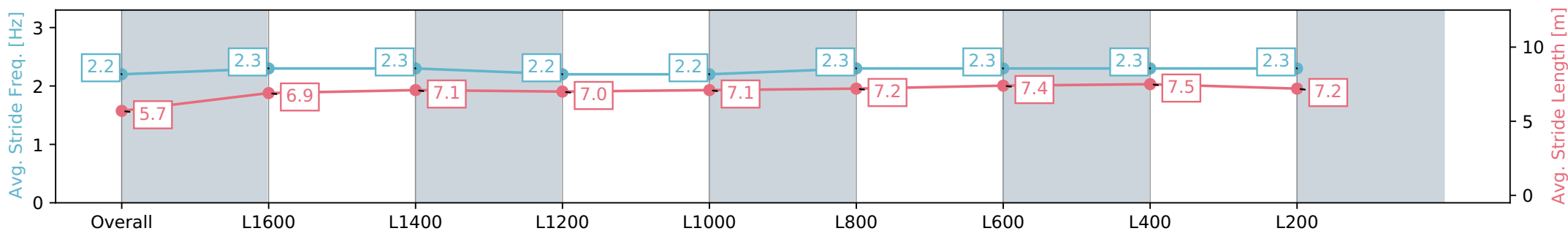
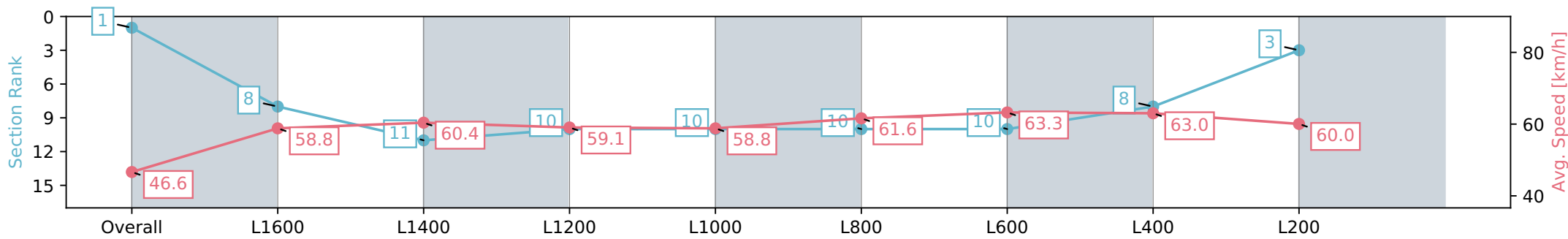
Race 7: Sportsbet Auraria Stakes - 1800m

13 April 2024 - 3:58PM

Track Rating: Good 4, Weather: Overcast, Rail Position: +9m  
1200m-W/Post; +5m Remainder. Sectional 612m



Section	Overall	L1600	L1400	L1200	L1000	L800	L600	L400	L200
Section Times	1:51.09 [1] (0:15.42)	1:35.67 [8] (0:12.26)	1:23.41 [11] (0:12.04)	1:11.37 [10] (0:12.26)	0:59.11 [10] (0:12.24)	0:46.87 [10] (0:11.80)	0:35.07 [10] (0:11.60)	0:23.47 [8] (0:11.48)	0:11.99 [3] (0:11.99)
Average Speed [km/h]	46.6	58.8	60.4	59.1	58.8	61.6	63.3	63.0	60.0
Top Speed [km/h]	61.4	61.0	61.3	61.2	61.4	63.7	63.8	64.4	62.7
Avg. Dist. to Rail [m]	9.5	4.9	2.7	1.9	2.4	2.3	3.3	6.0	6.1
Avg. Stride Freq. [Hz]	2.2	2.3	2.3	2.2	2.2	2.3	2.3	2.3	2.3
Avg. Stride Length [m]	5.7	6.9	7.1	7.0	7.1	7.2	7.4	7.5	7.2



Report Created: Sat 13 April 2024 16:52:54 GMT+10 (Note: Timing is based on positional data)

- [ ] Ranking at each section and finish
- :-:- No data available at this section
- NA No data available

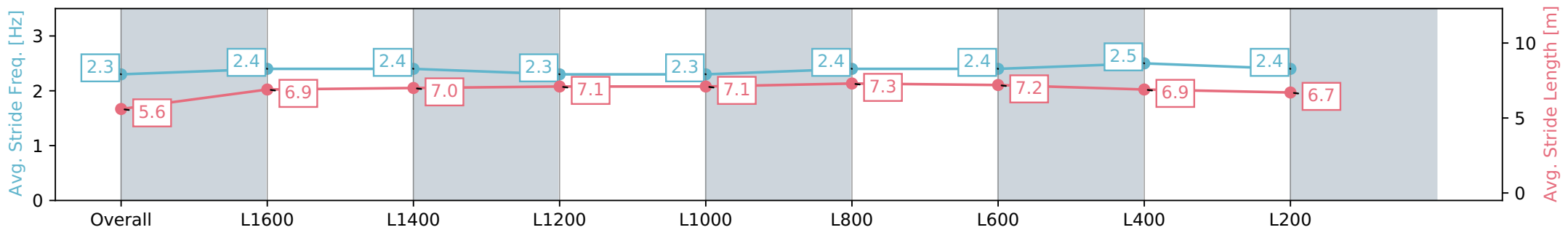
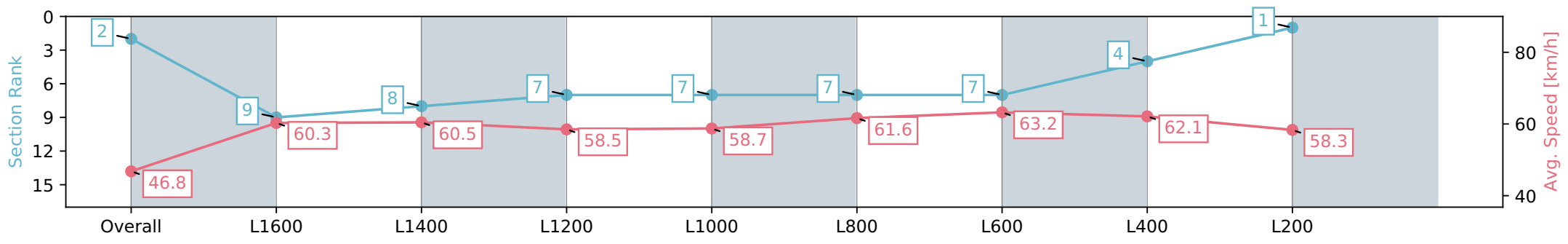
Horse/Jockey Name	QUICKSTER
Finish Rank	2
Fastest Section Time (Section)	0:11.56 (L600)
Top Speed [km/h] (Section)	64.1 (L800)
Race State	Finished



Morphettville SA - Professional  
 Race 7: Sportsbet Auraria Stakes - 1800m  
 13 April 2024 - 3:58PM  
 Track Rating: Good 4, Weather: Overcast, Rail Position: +9m  
 1200m-W/Post; +5m Remainder. Sectional 612m



Section	Overall	L1600	L1400	L1200	L1000	L800	L600	L400	L200
Section Times	1:51.40 [2] (0:15.42)	1:35.98 [9] (0:11.93)	1:24.05 [8] (0:12.04)	1:12.01 [7] (0:12.37)	0:59.64 [7] (0:12.27)	0:47.37 [7] (0:11.79)	0:35.58 [7] (0:11.56)	0:24.01 [4] (0:11.67)	0:12.34 [1] (0:12.34)
Average Speed [km/h]	46.8	60.3	60.5	58.5	58.7	61.6	63.2	62.1	58.3
Top Speed [km/h]	60.0	61.9	62.3	59.7	60.6	63.5	64.1	63.2	60.9
Avg. Dist. to Rail [m]	6.2	4.7	2.9	1.9	2.3	2.3	3.4	5.6	6.1
Avg. Stride Freq. [Hz]	2.3	2.4	2.4	2.3	2.3	2.4	2.4	2.5	2.4
Avg. Stride Length [m]	5.6	6.9	7.0	7.1	7.1	7.3	7.2	6.9	6.7



Report Created: Sat 13 April 2024 16:52:58 GMT+10 (Note: Timing is based on positional data)

- [ ] Ranking at each section and finish
- :-:- No data available at this section
- NA No data available

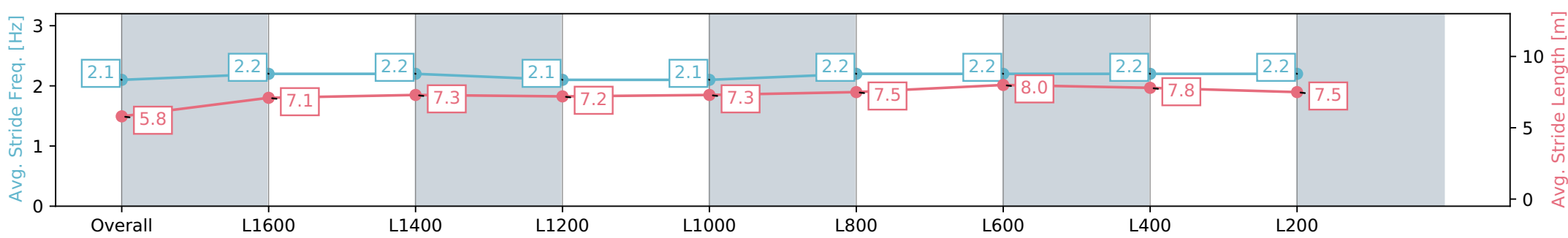
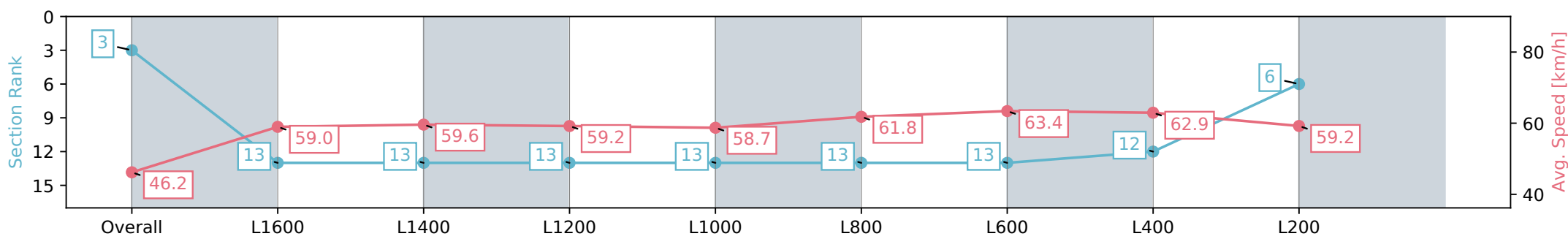
Horse/Jockey Name	MOLLYNICKERS
Finish Rank	3
Fastest Section Time (Section)	0:11.54 (L400)
Top Speed [km/h] (Section)	64.2 (L800)
Race State	Finished



Morphettville SA - Professional  
 Race 7: Sportsbet Auraria Stakes - 1800m  
 13 April 2024 - 3:58PM  
 Track Rating: Good 4, Weather: Overcast, Rail Position: +9m  
 1200m-W/Post; +5m Remainder. Sectional 612m



Section	Overall	L1600	L1400	L1200	L1000	L800	L600	L400	L200
Section Times	1:51.47 [3] (0:15.62)	1:35.85 [13] (0:12.19)	1:23.66 [13] (0:12.19)	1:11.47 [13] (0:12.20)	0:59.27 [13] (0:12.27)	0:47.00 [13] (0:11.74)	0:35.26 [13] (0:11.56)	0:23.70 [12] (0:11.54)	0:12.16 [6] (0:12.16)
Average Speed [km/h]	46.2	59.0	59.6	59.2	58.7	61.8	63.4	62.9	59.2
Top Speed [km/h]	58.7	60.3	60.8	61.4	61.9	63.5	64.2	63.7	61.8
Avg. Dist. to Rail [m]	8.7	4.2	2.0	1.5	2.2	1.9	3.6	7.3	7.7
Avg. Stride Freq. [Hz]	2.1	2.2	2.2	2.1	2.1	2.2	2.2	2.2	2.2
Avg. Stride Length [m]	5.8	7.1	7.3	7.2	7.3	7.5	8.0	7.8	7.5



Report Created: Sat 13 April 2024 16:53:02 GMT+10 (Note: Timing is based on positional data)

- [ ] Ranking at each section and finish
- :-:- No data available at this section
- NA No data available



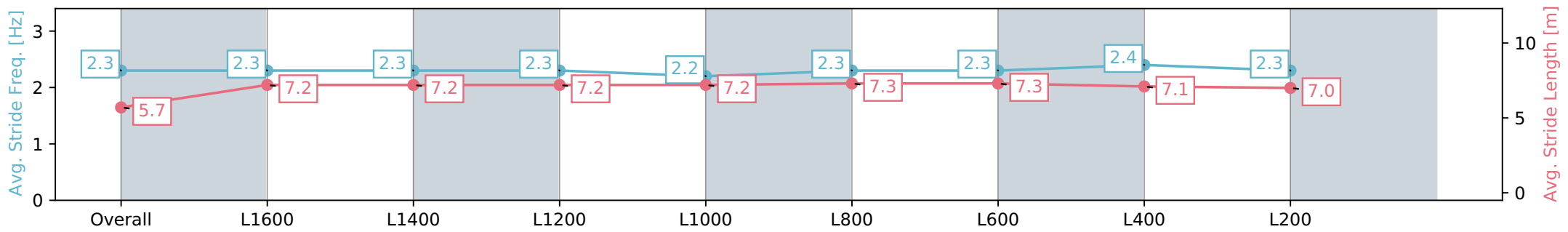
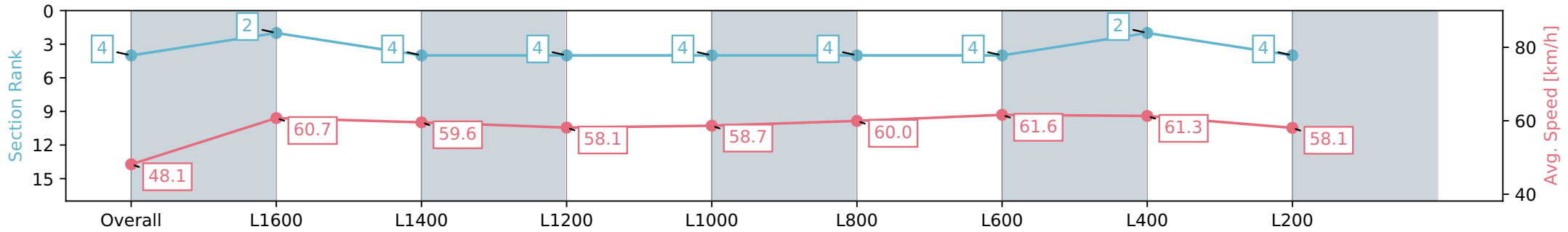
Horse/Jockey Name	HARVEST MOON
Finish Rank	4
Fastest Section Time (Section)	0:11.78 (L400)
Top Speed [km/h] (Section)	62.7 (L800)
Race State	Finished



Morphettville SA - Professional  
 Race 7: Sportsbet Auraria Stakes - 1800m  
 13 April 2024 - 3:58PM  
 Track Rating: Good 4, Weather: Overcast, Rail Position: +9m  
 1200m-W/Post; +5m Remainder. Sectional 612m



Section	Overall	L1600	L1400	L1200	L1000	L800	L600	L400	L200
Section Times	1:51.57 [4] (0:14.94)	1:36.63 [2] (0:11.86)	1:24.77 [4] (0:12.15)	1:12.62 [4] (0:12.36)	1:00.26 [4] (0:12.27)	0:47.99 [4] (0:12.00)	0:35.99 [4] (0:11.80)	0:24.19 [2] (0:11.78)	0:12.41 [4] (0:12.41)
Average Speed [km/h]	48.1	60.7	59.6	58.1	58.7	60.0	61.6	61.3	58.1
Top Speed [km/h]	61.4	61.2	60.0	59.2	59.6	61.0	62.7	61.9	61.1
Avg. Dist. to Rail [m]	5.5	3.7	1.6	0.4	0.1	0.3	1.7	3.3	3.9
Avg. Stride Freq. [Hz]	2.3	2.3	2.3	2.3	2.2	2.3	2.3	2.4	2.3
Avg. Stride Length [m]	5.7	7.2	7.2	7.2	7.2	7.3	7.3	7.1	7.0



Report Created: Sat 13 April 2024 16:53:05 GMT+10 (Note: Timing is based on positional data)

[ ] Ranking at each section and finish  
 -:-:- No data available at this section  
 NA No data available





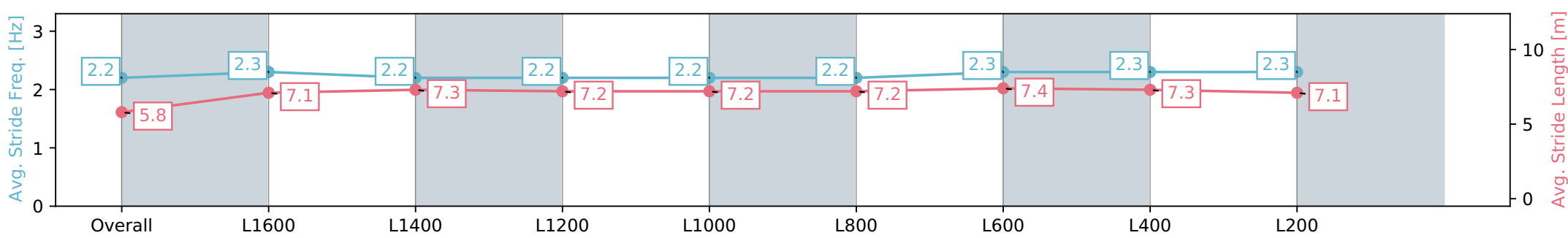
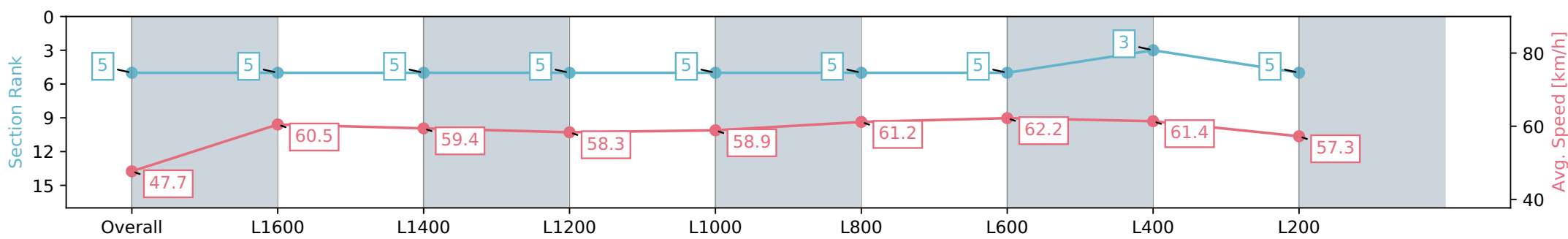
Horse/Jockey Name	VIVY AIR
Finish Rank	5
Fastest Section Time (Section)	0:11.73 (L600)
Top Speed [km/h] (Section)	63.0 (L800)
Race State	Finished



Morphettville SA - Professional  
 Race 7: Sportsbet Auraria Stakes - 1800m  
 13 April 2024 - 3:58PM  
 Track Rating: Good 4, Weather: Overcast, Rail Position: +9m  
 1200m-W/Post; +5m Remainder. Sectional 612m



Section	Overall	L1600	L1400	L1200	L1000	L800	L600	L400	L200
Section Times	1:51.76 [5] (0:15.10)	1:36.66 [5] (0:11.91)	1:24.75 [5] (0:12.20)	1:12.55 [5] (0:12.39)	1:00.16 [5] (0:12.21)	0:47.95 [5] (0:11.85)	0:36.10 [5] (0:11.73)	0:24.37 [3] (0:11.79)	0:12.58 [5] (0:12.57)
Average Speed [km/h]	47.7	60.5	59.4	58.3	58.9	61.2	62.2	61.4	57.3
Top Speed [km/h]	61.0	61.8	60.2	59.5	60.5	62.7	63.0	62.8	60.0
Avg. Dist. to Rail [m]	5.3	3.8	2.0	1.0	1.5	1.5	2.6	4.6	5.6
Avg. Stride Freq. [Hz]	2.2	2.3	2.2	2.2	2.2	2.2	2.3	2.3	2.3
Avg. Stride Length [m]	5.8	7.1	7.3	7.2	7.2	7.2	7.4	7.3	7.1



Report Created: Sat 13 April 2024 16:53:09 GMT+10 (Note: Timing is based on positional data)

- [ ] Ranking at each section and finish
- :-:- No data available at this section
- NA No data available

Horse/Jockey Name	SEEKING STARDOM
Finish Rank	6
Fastest Section Time (Section)	0:11.72 (L1600)
Top Speed [km/h] (Section)	62.8 (Overall)
Race State	Finished



Morphettville SA - Professional

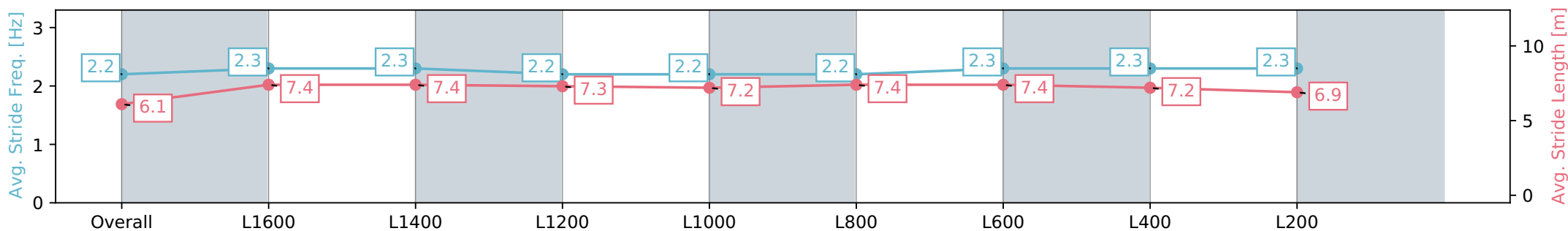
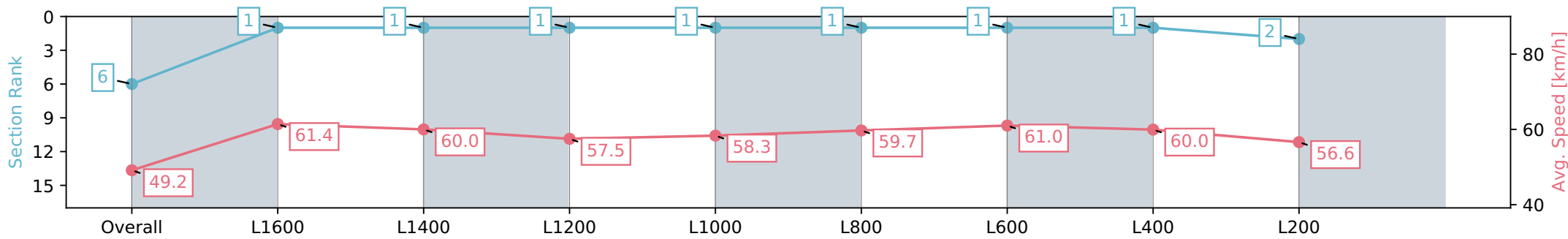
Race 7: Sportsbet Auraria Stakes - 1800m

13 April 2024 - 3:58PM

Track Rating: Good 4, Weather: Overcast, Rail Position: +9m  
1200m-W/Post; +5m Remainder. Sectional 612m



Section	Overall	L1600	L1400	L1200	L1000	L800	L600	L400	L200
Section Times	1:51.77 [6] (0:14.69)	1:37.08 [1] (0:11.72)	1:25.36 [1] (0:11.98)	1:13.38 [1] (0:12.46)	1:00.92 [1] (0:12.33)	0:48.59 [1] (0:12.03)	0:36.56 [1] (0:11.83)	0:24.73 [1] (0:12.05)	0:12.68 [2] (0:12.68)
Average Speed [km/h]	49.2	61.4	60.0	57.5	58.3	59.7	61.0	60.0	56.6
Top Speed [km/h]	62.8	62.3	61.6	58.7	58.8	60.1	62.5	61.5	58.6
Avg. Dist. to Rail [m]	9.9	2.1	1.2	1.4	0.9	0.8	0.9	1.5	2.2
Avg. Stride Freq. [Hz]	2.2	2.3	2.3	2.2	2.2	2.2	2.3	2.3	2.3
Avg. Stride Length [m]	6.1	7.4	7.4	7.3	7.2	7.4	7.4	7.2	6.9



- [ ] Ranking at each section and finish
- :-:- No data available at this section
- NA No data available

Horse/Jockey Name	THE AUTUMN BELLE
Finish Rank	7
Fastest Section Time (Section)	0:11.55 (L600)
Top Speed [km/h] (Section)	63.9 (L800)
Race State	Finished



Morphettville SA - Professional

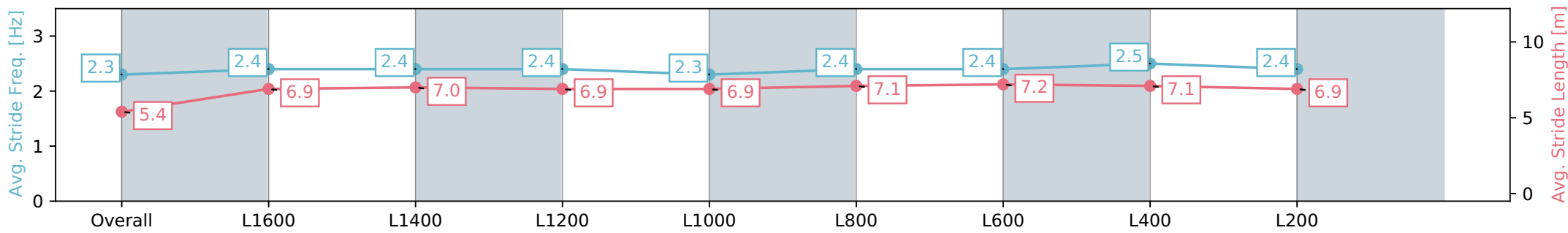
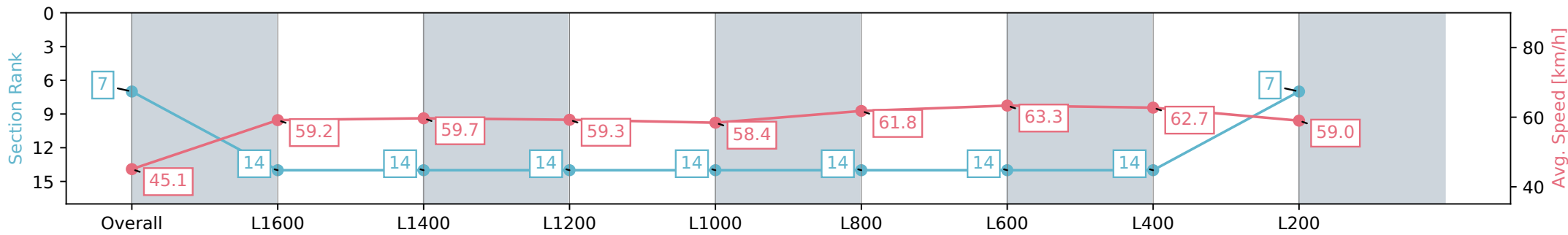
Race 7: Sportsbet Auraria Stakes - 1800m

13 April 2024 - 3:58PM

Track Rating: Good 4, Weather: Overcast, Rail Position: +9m  
1200m-W/Post; +5m Remainder. Sectional 612m



Section	Overall	L1600	L1400	L1200	L1000	L800	L600	L400	L200
Section Times	1:51.78 [7] (0:15.98)	1:35.80 [14] (0:12.18)	1:23.62 [14] (0:12.09)	1:11.53 [14] (0:12.16)	0:59.37 [14] (0:12.33)	0:47.04 [14] (0:11.72)	0:35.32 [14] (0:11.55)	0:23.77 [14] (0:11.56)	0:12.21 [7] (0:12.21)
Average Speed [km/h]	45.1	59.2	59.7	59.3	58.4	61.8	63.3	62.7	59.0
Top Speed [km/h]	58.9	61.1	61.9	61.5	59.5	63.3	63.9	63.6	62.0
Avg. Dist. to Rail [m]	7.3	3.3	1.4	0.3	1.2	1.9	3.2	6.7	7.9
Avg. Stride Freq. [Hz]	2.3	2.4	2.4	2.4	2.3	2.4	2.4	2.5	2.4
Avg. Stride Length [m]	5.4	6.9	7.0	6.9	6.9	7.1	7.2	7.1	6.9



- [ ] Ranking at each section and finish
- :-:- No data available at this section
- NA No data available

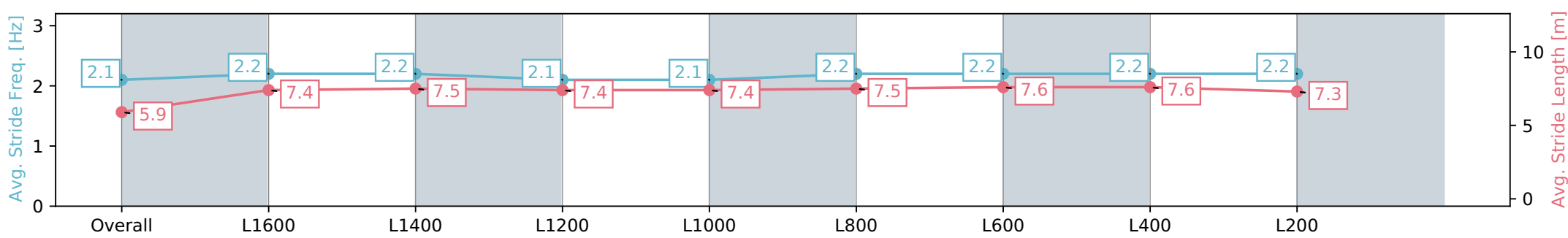
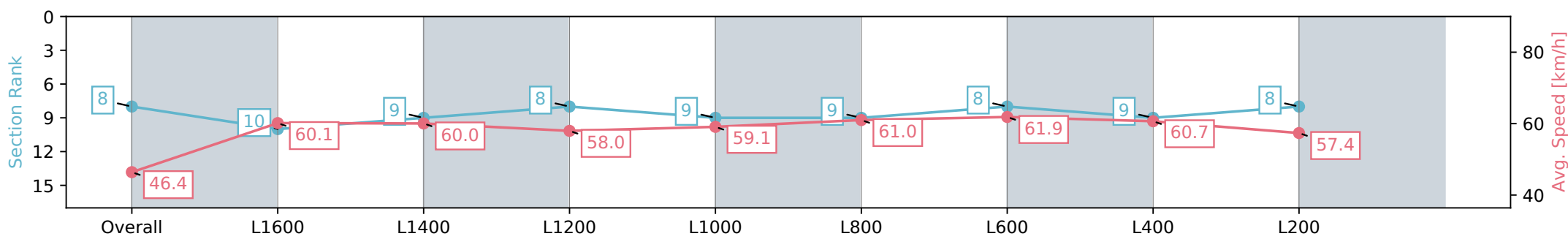
Horse/Jockey Name	SENTIMENTAL FLAME
Finish Rank	8
Fastest Section Time (Section)	0:11.72 (L600)
Top Speed [km/h] (Section)	62.4 (L800)
Race State	Finished



Morphettville SA - Professional  
 Race 7: Sportsbet Auraria Stakes - 1800m  
 13 April 2024 - 3:58PM  
 Track Rating: Good 4, Weather: Overcast, Rail Position: +9m  
 1200m-W/Post; +5m Remainder. Sectional 612m



Section	Overall	L1600	L1400	L1200	L1000	L800	L600	L400	L200
Section Times	1:52.12 [8] (0:15.51)	1:36.61 [10] (0:11.99)	1:24.62 [9] (0:12.02)	1:12.60 [8] (0:12.41)	1:00.19 [9] (0:12.18)	0:48.01 [9] (0:11.82)	0:36.19 [8] (0:11.72)	0:24.47 [9] (0:11.93)	0:12.54 [8] (0:12.54)
Average Speed [km/h]	46.4	60.1	60.0	58.0	59.1	61.0	61.9	60.7	57.4
Top Speed [km/h]	60.4	60.5	60.9	60.4	60.6	62.4	62.4	61.6	59.9
Avg. Dist. to Rail [m]	4.4	2.7	1.2	0.2	0.4	0.4	1.3	3.8	4.1
Avg. Stride Freq. [Hz]	2.1	2.2	2.2	2.1	2.1	2.2	2.2	2.2	2.2
Avg. Stride Length [m]	5.9	7.4	7.5	7.4	7.4	7.5	7.6	7.6	7.3



Report Created: Sat 13 April 2024 16:53:20 GMT+10 (Note: Timing is based on positional data)

- [ ] Ranking at each section and finish
- :-:- No data available at this section
- NA No data available

Horse/Jockey Name	BON MISTRESS
Finish Rank	9
Fastest Section Time (Section)	0:11.71 (L600)
Top Speed [km/h] (Section)	63.5 (L800)
Race State	Finished



Morphettville SA - Professional

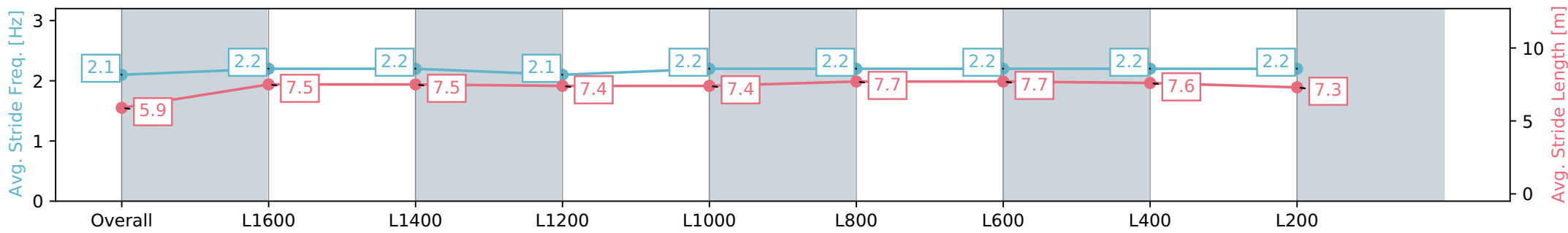
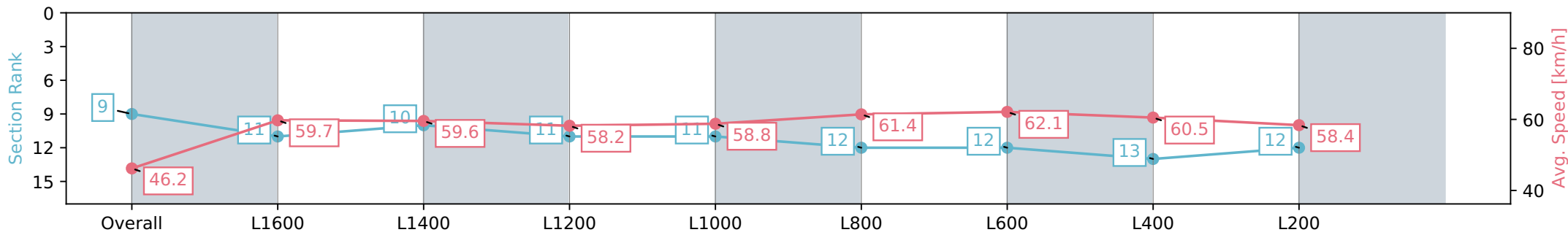
Race 7: Sportsbet Auraria Stakes - 1800m

13 April 2024 - 3:58PM

Track Rating: Good 4, Weather: Overcast, Rail Position: +9m  
1200m-W/Post; +5m Remainder. Sectional 612m



Section	Overall	L1600	L1400	L1200	L1000	L800	L600	L400	L200
Section Times	1:52.14 [9] (0:15.60)	1:36.54 [11] (0:12.05)	1:24.49 [10] (0:12.14)	1:12.35 [11] (0:12.36)	0:59.99 [11] (0:12.25)	0:47.74 [12] (0:11.74)	0:36.00 [12] (0:11.71)	0:24.29 [13] (0:11.96)	0:12.33 [12] (0:12.33)
Average Speed [km/h]	46.2	59.7	59.6	58.2	58.8	61.4	62.1	60.5	58.4
Top Speed [km/h]	61.0	60.8	60.8	60.8	61.4	62.8	63.5	62.4	61.1
Avg. Dist. to Rail [m]	7.8	3.6	1.5	0.3	0.4	0.5	2.1	4.1	3.5
Avg. Stride Freq. [Hz]	2.1	2.2	2.2	2.1	2.2	2.2	2.2	2.2	2.2
Avg. Stride Length [m]	5.9	7.5	7.5	7.4	7.4	7.7	7.7	7.6	7.3



- [ ] Ranking at each section and finish
- :-:- No data available at this section
- NA No data available

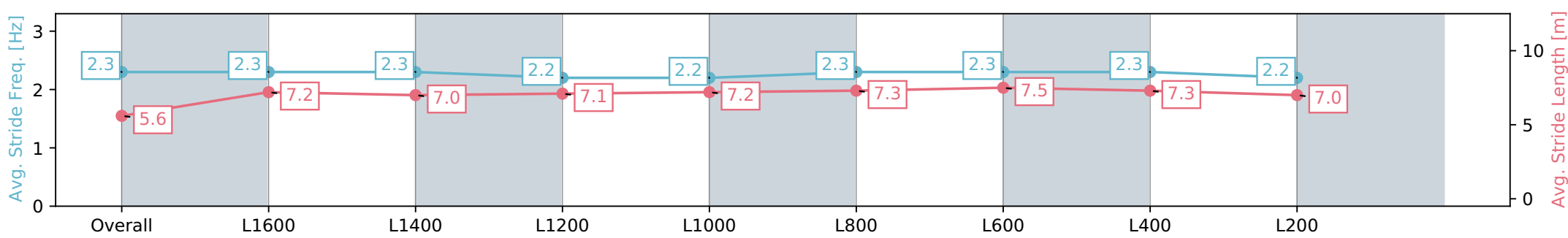
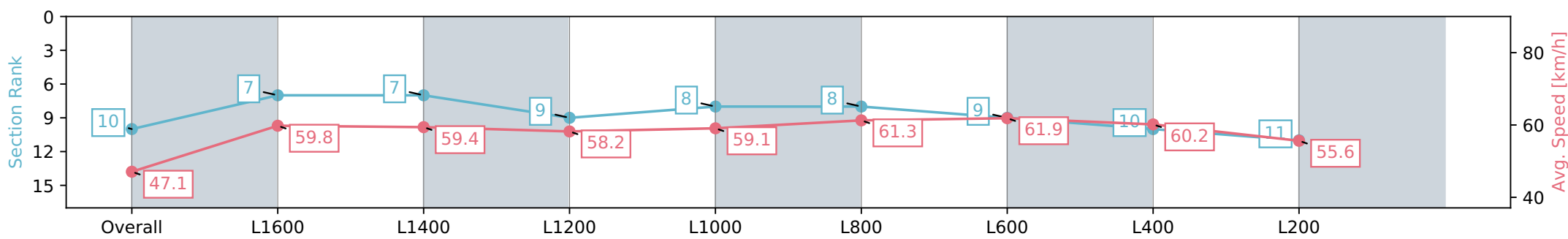
Horse/Jockey Name	MADISON KATE
Finish Rank	10
Fastest Section Time (Section)	0:11.78 (L600)
Top Speed [km/h] (Section)	63.6 (L800)
Race State	Finished



Morphettville SA - Professional  
 Race 7: Sportsbet Auraria Stakes - 1800m  
 13 April 2024 - 3:58PM  
 Track Rating: Good 4, Weather: Overcast, Rail Position: +9m  
 1200m-W/Post; +5m Remainder. Sectional 612m



Section	Overall	L1600	L1400	L1200	L1000	L800	L600	L400	L200
Section Times	1:52.70 [10] (0:15.27)	1:37.43 [7] (0:12.06)	1:25.37 [7] (0:12.20)	1:13.17 [9] (0:12.40)	1:00.77 [8] (0:12.18)	0:48.59 [8] (0:11.82)	0:36.77 [9] (0:11.78)	0:24.99 [10] (0:12.05)	0:12.94 [11] (0:12.94)
Average Speed [km/h]	47.1	59.8	59.4	58.2	59.1	61.3	61.9	60.2	55.6
Top Speed [km/h]	59.8	61.4	60.4	59.1	61.3	63.6	63.6	62.2	57.9
Avg. Dist. to Rail [m]	4.7	3.9	2.0	1.1	1.5	1.4	2.3	5.3	6.6
Avg. Stride Freq. [Hz]	2.3	2.3	2.3	2.2	2.2	2.3	2.3	2.3	2.2
Avg. Stride Length [m]	5.6	7.2	7.0	7.1	7.2	7.3	7.5	7.3	7.0



[ ] Ranking at each section and finish  
 -:-:- No data available at this section  
 NA No data available

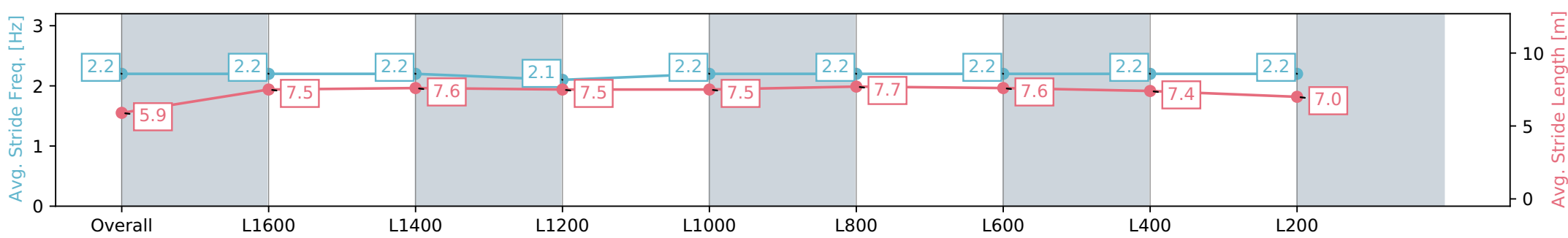
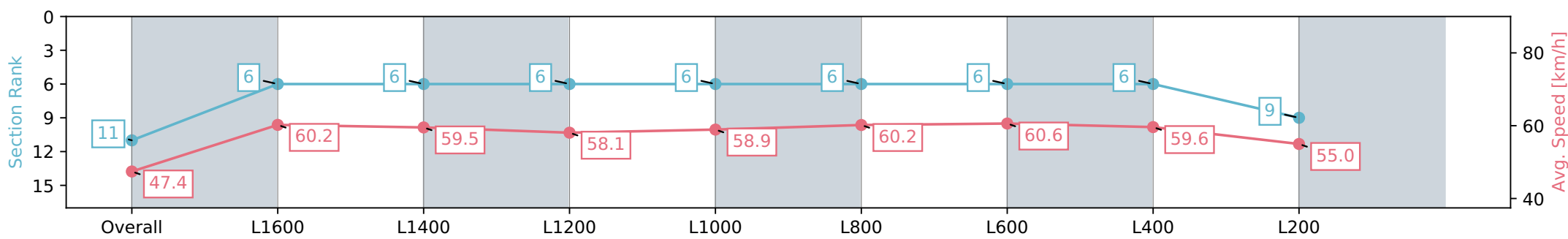
Horse/Jockey Name	JUDGE JENNI
Finish Rank	11
Fastest Section Time (Section)	0:11.87 (L800)
Top Speed [km/h] (Section)	61.3 (L1000)
Race State	Finished



Morphettville SA - Professional  
 Race 7: Sportsbet Auraria Stakes - 1800m  
 13 April 2024 - 3:58PM  
 Track Rating: Good 4, Weather: Overcast, Rail Position: +9m  
 1200m-W/Post; +5m Remainder. Sectional 612m



Section	Overall	L1600	L1400	L1200	L1000	L800	L600	L400	L200
Section Times	1:52.78 [11] (0:15.19)	1:37.59 [6] (0:11.96)	1:25.63 [6] (0:12.10)	1:13.53 [6] (0:12.35)	1:01.18 [6] (0:12.22)	0:48.96 [6] (0:11.87)	0:37.09 [6] (0:11.89)	0:25.20 [6] (0:12.10)	0:13.10 [9] (0:13.10)
Average Speed [km/h]	47.4	60.2	59.5	58.1	58.9	60.2	60.6	59.6	55.0
Top Speed [km/h]	59.9	60.6	60.8	59.0	60.4	61.3	61.1	60.1	58.5
Avg. Dist. to Rail [m]	3.6	2.5	1.1	1.0	0.9	1.7	0.8	2.6	3.2
Avg. Stride Freq. [Hz]	2.2	2.2	2.2	2.1	2.2	2.2	2.2	2.2	2.2
Avg. Stride Length [m]	5.9	7.5	7.6	7.5	7.5	7.7	7.6	7.4	7.0



[ ] Ranking at each section and finish  
 -:-:- No data available at this section  
 NA No data available

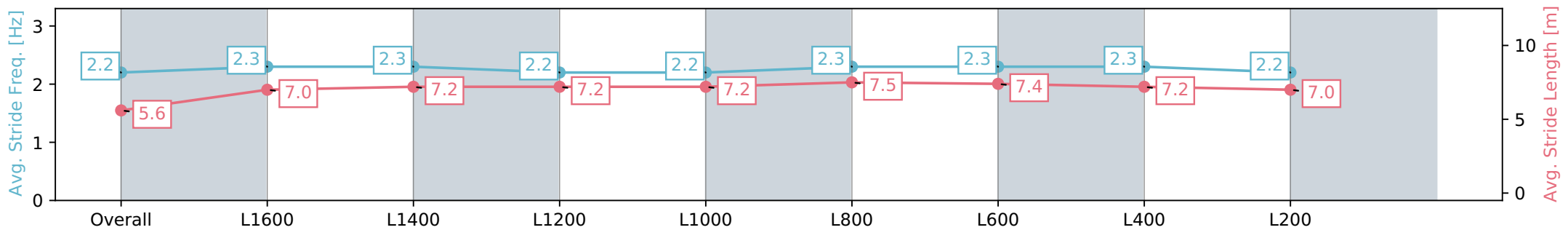
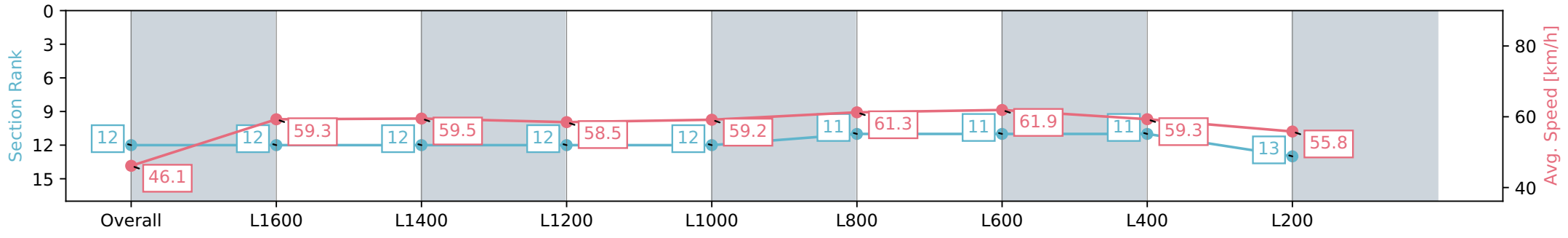
Horse/Jockey Name	CHEROKEE MISS
Finish Rank	12
Fastest Section Time (Section)	0:11.68 (L600)
Top Speed [km/h] (Section)	63.2 (L1000)
Race State	Finished



Morphettville SA - Professional  
 Race 7: Sportsbet Auraria Stakes - 1800m  
 13 April 2024 - 3:58PM  
 Track Rating: Good 4, Weather: Overcast, Rail Position: +9m  
 1200m-W/Post; +5m Remainder. Sectional 612m



Section	Overall	L1600	L1400	L1200	L1000	L800	L600	L400	L200
Section Times	1:52.83 [12] (0:15.60)	1:37.23 [12] (0:12.16)	1:25.07 [12] (0:12.11)	1:12.96 [12] (0:12.28)	1:00.67 [12] (0:12.18)	0:48.49 [11] (0:11.73)	0:36.76 [11] (0:11.68)	0:25.08 [11] (0:12.18)	0:12.90 [13] (0:12.90)
Average Speed [km/h]	46.1	59.3	59.5	58.5	59.2	61.3	61.9	59.3	55.8
Top Speed [km/h]	59.3	60.4	60.6	60.7	61.2	63.2	62.9	60.8	58.2
Avg. Dist. to Rail [m]	7.0	3.3	1.3	0.4	0.1	0.3	0.9	2.1	3.3
Avg. Stride Freq. [Hz]	2.2	2.3	2.3	2.2	2.2	2.3	2.3	2.3	2.2
Avg. Stride Length [m]	5.6	7.0	7.2	7.2	7.2	7.5	7.4	7.2	7.0



Report Created: Sat 13 April 2024 16:53:35 GMT+10 (Note: Timing is based on positional data)

- [ ] Ranking at each section and finish
- :-:- No data available at this section
- NA No data available





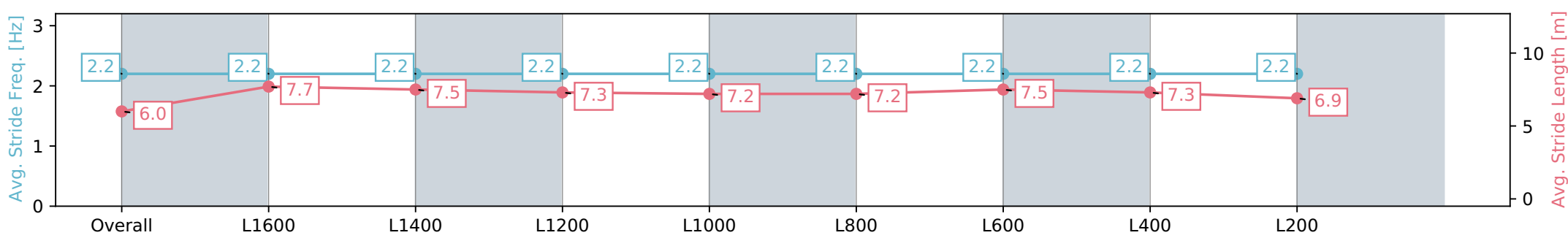
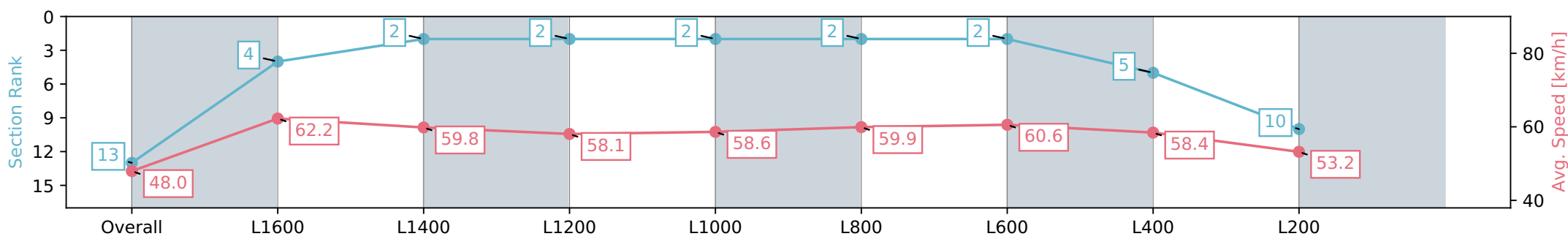
Horse/Jockey Name	JUSTABOOM
Finish Rank	13
Fastest Section Time (Section)	0:11.75 (L1600)
Top Speed [km/h] (Section)	62.3 (Overall)
Race State	Finished



Morphettville SA - Professional  
 Race 7: Sportsbet Auraria Stakes - 1800m  
 13 April 2024 - 3:58PM  
 Track Rating: Good 4, Weather: Overcast, Rail Position: +9m  
 1200m-W/Post; +5m Remainder. Sectional 612m



Section	Overall	L1600	L1400	L1200	L1000	L800	L600	L400	L200
Section Times	1:53.26 [13] (0:14.96)	1:38.30 [3] (0:11.75)	1:26.55 [3] (0:12.04)	1:14.51 [3] (0:12.41)	1:02.10 [3] (0:12.27)	0:49.83 [3] (0:12.02)	0:37.81 [3] (0:12.15)	0:25.66 [7] (0:12.38)	0:13.28 [14] (0:13.28)
Average Speed [km/h]	48.2	61.3	59.6	57.9	58.8	59.8	59.4	58.2	54.2
Top Speed [km/h]	61.3	62.3	60.6	58.8	60.0	60.9	60.9	58.8	57.7
Avg. Dist. to Rail [m]	2.6	1.7	0.8	0.6	0.2	0.3	0.6	1.2	1.1
Avg. Stride Freq. [Hz]	2.2	2.3	2.2	2.2	2.2	2.2	2.3	2.3	2.2
Avg. Stride Length [m]	5.9	7.4	7.4	7.3	7.4	7.4	7.4	7.2	6.9



Report Created: Sat 13 April 2024 16:53:39 GMT+10 (Note: Timing is based on positional data)

- [ ] Ranking at each section and finish
- :-:- No data available at this section
- NA No data available



Horse/Jockey Name	DIAMONDS CHOICE
Finish Rank	13
Fastest Section Time (Section)	0:11.57 (L1600)
Top Speed [km/h] (Section)	62.6 (Overall)
Race State	Finished



Morphettville SA - Professional

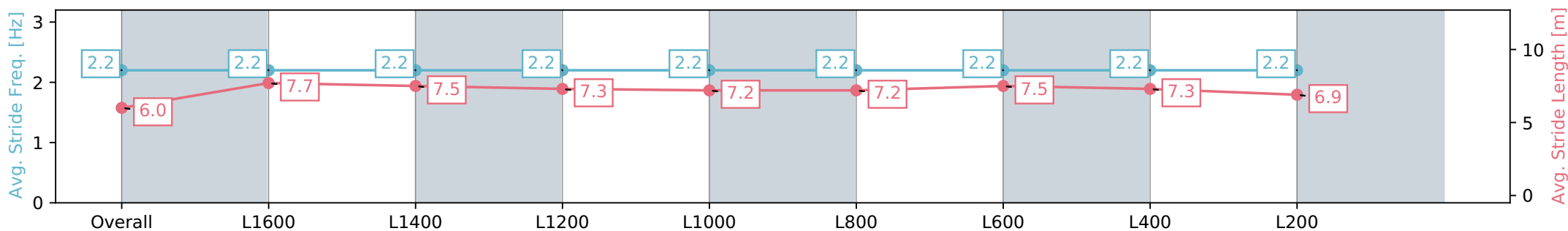
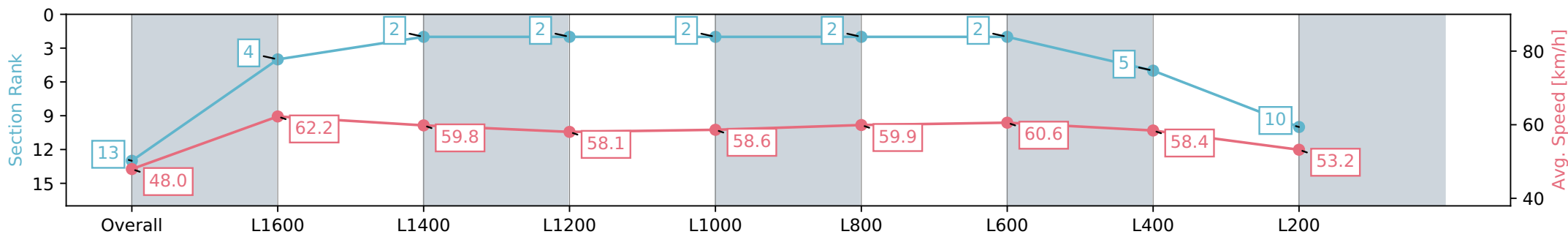
Race 7: Sportsbet Auraria Stakes - 1800m

13 April 2024 - 3:58PM

Track Rating: Good 4, Weather: Overcast, Rail Position: +9m  
1200m-W/Post; +5m Remainder. Sectional 612m



Section	Overall	L1600	L1400	L1200	L1000	L800	L600	L400	L200
Section Times	1:53.26 [13] (0:15.00)	1:38.26 [4] (0:11.57)	1:26.68 [2] (0:12.10)	1:14.58 [2] (0:12.40)	1:02.18 [2] (0:12.28)	0:49.89 [2] (0:12.06)	0:37.83 [2] (0:11.96)	0:25.87 [5] (0:12.34)	0:13.53 [10] (0:13.53)
Average Speed [km/h]	48.0	62.2	59.8	58.1	58.6	59.9	60.6	58.4	53.2
Top Speed [km/h]	62.2	62.6	61.1	58.7	59.4	61.0	61.0	60.3	56.1
Avg. Dist. to Rail [m]	8.6	4.6	1.8	0.2	1.1	1.0	1.0	1.3	1.0
Avg. Stride Freq. [Hz]	2.2	2.2	2.2	2.2	2.2	2.2	2.2	2.2	2.2
Avg. Stride Length [m]	6.0	7.7	7.5	7.3	7.2	7.2	7.5	7.3	6.9



- [ ] Ranking at each section and finish
- :-:- No data available at this section
- NA No data available