



RACING SA

Morphettville SA

Race 6: Hahn Port Adelaide Guineas - 1800m

13 April 2024 - 3:19PM



Morphettville

Track Rating: Good 4, Weather: Overcast, Rail Position: +9m 1200m-W/Post; +5m

Remainder. Sectional 612m

Section								Overall	L1600	L1400	L1200	L1000	L800		
Field Times								1:51.11 (0:14.68)	1:36.43 (0:11.83)	1:24.60 (0:12.17)	1:12.43 (0:12.28)	1:00.15 (0:11.93)	0:48.22 (0:11.73)		
Position	#	Horse/Jockey	Barrier	Top Speed [km/h]	Fastest Section	First 400m								Distance Travelled From Winner [m]	
1	1	AIR ASSAULT Jason Holder	1	62.1 1800-1600	0:11.73 800-600	0:26.51	1:51.11 (0:14.68)	1:36.43 [1] (0:11.83)	1:24.60 [1] (0:12.17)	1:12.43 [1] (0:12.28)	1:00.15 [1] (0:11.93)	0:48.22 [1] (0:11.73)			
2	3	WARMONGER Thomas Stockdale	3	62.8 1000-800	0:11.59 800-600	0:27.27	1:51.13 (0:15.12)	1:36.01 [6] (0:12.15)	1:23.86 [7] (0:12.23)	1:11.63 [7] (0:12.16)	0:59.47 [7] (0:11.83)	0:47.64 [7] (0:11.59)	+1		
3	2	BOLD SOUL Jake Noonan	4	63.2 1200-1000	0:11.56 800-600	0:27.86	1:51.46 (0:15.60)	1:35.86 [10] (0:12.26)	1:23.60 [10] (0:12.22)	1:11.38 [10] (0:11.94)	0:59.44 [10] (0:11.86)	0:47.58 [10] (0:11.56)	+4		
4	13	SABAN Will Price	5	62.8 1000-800	0:11.78 800-600	0:26.82	1:51.48 (0:14.87)	1:36.61 [3] (0:11.95)	1:24.66 [4] (0:12.25)	1:12.41 [5] (0:12.19)	1:00.22 [5] (0:11.95)	0:48.27 [5] (0:11.78)	+7		
5	9	GAWNSKI Zac Spain	6	63.3 1000-800	0:11.59 800-600	0:27.20	1:51.53 (0:15.13)	1:36.40 [7] (0:12.07)	1:24.33 [6] (0:12.17)	1:12.16 [6] (0:12.14)	1:00.02 [6] (0:11.86)	0:48.16 [6] (0:11.59)	+7		
6	10	VORACIOUS Liam Riordan	9	63.6 1200-1000	0:11.59 800-600	0:27.60	1:52.00 (0:15.45)	1:36.55 [9] (0:12.15)	1:24.40 [9] (0:12.17)	1:12.23 [9] (0:12.07)	1:00.16 [9] (0:11.74)	0:48.42 [8] (0:11.59)	+5		
7	6	WARIALDA WARRIOR Craig Newitt	2	62.5 1800-1600	0:11.73 800-600	0:26.83	1:52.02 (0:14.99)	1:37.03 [5] (0:11.84)	1:25.19 [5] (0:12.24)	1:12.95 [4] (0:12.09)	1:00.86 [4] (0:11.95)	0:48.91 [4] (0:11.73)	+2		
8	8	ON THE SCENT Lachlan Neindorf	10	63.9 1000-800	0:11.56 800-600	0:27.48	1:52.98 (0:15.28)	1:37.70 [8] (0:12.20)	1:25.50 [8] (0:12.19)	1:13.31 [8] (0:12.13)	1:01.18 [8] (0:11.83)	0:49.35 [9] (0:11.56)	+10		
9	11	ARTFUL TAWNY Jacob Opperman	8	64.7 1800-1600	0:11.76 800-600	0:26.75	1:53.36 (0:14.97)	1:38.39 [4] (0:11.78)	1:26.61 [3] (0:12.21)	1:14.40 [3] (0:12.19)	1:02.21 [3] (0:11.94)	0:50.27 [3] (0:11.76)	+9		
10	4	RISE AT DAWN Daniel Stackhouse	7	62.3 1800-1600	0:11.83 1600-1400	0:26.60	2:01.70 (0:14.77)	1:46.93 [2] (0:11.83)	1:35.10 [2] (0:12.20)	1:22.90 [2] (0:12.24)	1:10.66 [2] (0:11.93)	0:58.73 [2] (0:11.89)	+4		

Scratched: Shinjuku (#5), Under The Cone (#7), The Last Dance (#12)

Report Created: Sat 13 April 2024 16:16:53 GMT+10 (Note: Timing is based on positional data)

- [] Position in running at each section and finish
- #: Saddle cloth number
- :-:- No data available at this section
- DNF Did not finish
- NA No data available
- DNT Did not track



RACING SA

Morphettville SA

Race 6: Hahn Port Adelaide Guineas - 1800m

13 April 2024 - 3:19PM



Track Rating: Good 4, Weather: Overcast, Rail Position: +9m 1200m-W/Post; +5m
Remainder. Sectional 612m

Section												L600	L400	L200		
Field Times												0:36.49	0:24.52	0:12.60		
												(0:11.97)	(0:11.92)	(0:12.60)		
Position	#	Horse/Jockey	Barrier	Top Speed [km/h]	Fastest Section	First 400m				Margin				Distance Travelled From Winner [m]		
1	1	AIR ASSAULT	1	62.1	0:11.73	0:26.51	0:36.49 [1]	0:24.52 [1]	0:12.60 [1]	1:51.11						
		Jason Holder		1800-1600	800-600		(0:11.97)	(0:11.92)	(0:12.60)							
2	3	WARMONGER	3	62.8	0:11.59	0:27.27	0:36.05 [7]	0:24.15 [5]	0:12.30 [2]	0.1L				+1		
		Thomas Stockdale		1000-800	800-600		(0:11.90)	(0:11.85)	(0:12.30)							
3	2	BOLD SOUL	4	63.2	0:11.56	0:27.86	0:36.02 [10]	0:24.24 [9]	0:12.02 [8]	2.1L				+4		
		Jake Noonan		1200-1000	800-600		(0:11.78)	(0:12.22)	(0:12.02)							
4	13	SABAN	5	62.8	0:11.78	0:26.82	0:36.49 [6]	0:24.47 [6]	0:12.56 [4]	2.2L				+7		
		Will Price		1000-800	800-600		(0:12.02)	(0:11.91)	(0:12.56)							
5	9	GAWSKI	6	63.3	0:11.59	0:27.20	0:36.57 [5]	0:24.66 [3]	0:12.63 [3]	2.5L				+7		
		Zac Spain		1000-800	800-600		(0:11.91)	(0:12.03)	(0:12.63)							
6	10	VORACIOUS	9	63.6	0:11.59	0:27.60	0:36.83 [8]	0:24.95 [7]	0:12.82 [6]	5.4L				+5		
		Liam Riordan		1200-1000	800-600		(0:11.88)	(0:12.13)	(0:12.82)							
7	6	WARIALDA WARRIOR	2	62.5	0:11.73	0:26.83	0:37.18 [2]	0:25.29 [2]	0:13.02 [5]	5.5L				+2		
		Craig Newitt		1800-1600	800-600		(0:11.89)	(0:12.27)	(0:13.02)							
8	8	ON THE SCENT	10	63.9	0:11.56	0:27.48	0:37.78 [9]	0:25.89 [8]	0:13.55 [7]	11.3L				+10		
		Lachlan Neindorf		1000-800	800-600		(0:11.89)	(0:12.34)	(0:13.55)							
9	11	ARTFUL TAWNY	8	64.7	0:11.76	0:26.75	0:38.51 [3]	0:26.43 [4]	0:13.80 [9]	13.6L				+9		
		Jacob Opperman		1800-1600	800-600		(0:12.08)	(0:12.63)	(0:13.80)							
10	4	RISE AT DAWN	7	62.3	0:11.83	0:26.60	0:46.84 [4]	0:34.15 [10]	0:19.22 [10]	64.2L				+4		
		Daniel Stackhouse		1800-1600	1600-1400		(0:12.69)	(0:14.93)	(0:19.22)							

Scratched: Shinjuku (#5), Under The Cone (#7), The Last Dance (#12)

- [] Position in running at each section and finish # Saddle cloth number
- :-:- No data available at this section DNF Did not finish
- NA No data available DNT Did not track

Background shading for fastest section

Horse/Jockey Name	AIR ASSAULT
Finish Rank	1
Fastest Section Time (Section)	0:11.73 (L800)
Top Speed [km/h] (Section)	62.1 (Overall)
Race State	Finished



Morphettville SA - Professional

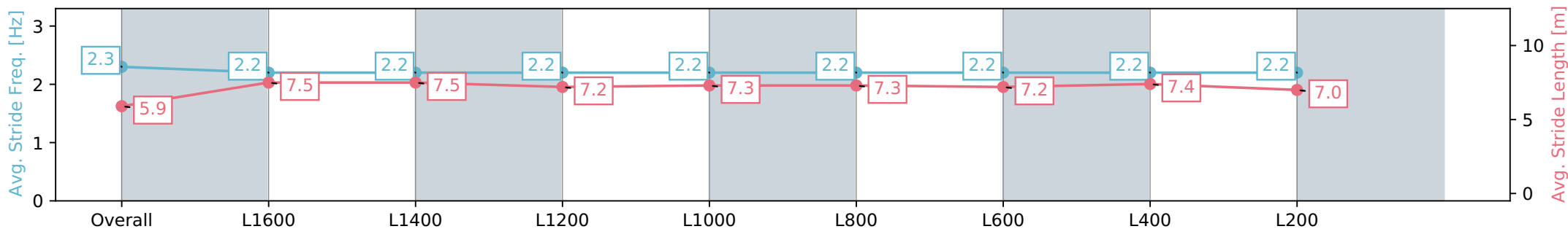
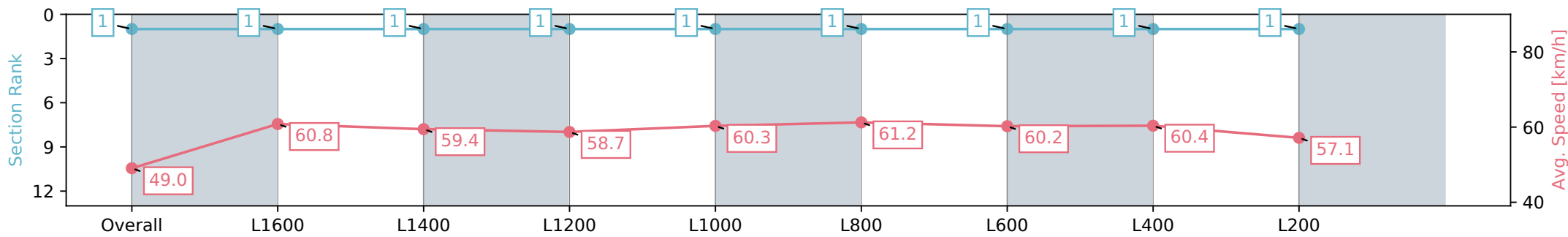
Race 6: Hahn Port Adelaide Guineas - 1800m

13 April 2024 - 3:19PM

Track Rating: Good 4, Weather: Overcast, Rail Position: +9m
1200m-W/Post; +5m Remainder. Sectional 612m



Section	Overall	L1600	L1400	L1200	L1000	L800	L600	L400	L200
Section Times	1:51.11 [1] (0:14.68)	1:36.43 [1] (0:11.83)	1:24.60 [1] (0:12.17)	1:12.43 [1] (0:12.28)	1:00.15 [1] (0:11.93)	0:48.22 [1] (0:11.73)	0:36.49 [1] (0:11.97)	0:24.52 [1] (0:11.92)	0:12.60 [1] (0:12.60)
Average Speed [km/h]	49.0	60.8	59.4	58.7	60.3	61.2	60.2	60.4	57.1
Top Speed [km/h]	62.0	62.1	60.7	59.4	61.6	61.9	60.9	61.0	60.0
Avg. Dist. to Rail [m]	3.6	2.9	1.3	0.3	0.3	0.1	0.2	0.6	2.2
Avg. Stride Freq. [Hz]	2.3	2.2	2.2	2.2	2.2	2.2	2.2	2.2	2.2
Avg. Stride Length [m]	5.9	7.5	7.5	7.2	7.3	7.3	7.2	7.4	7.0



Report Created: Sat 13 April 2024 16:16:57 GMT+10 (Note: Timing is based on positional data)

- [] Ranking at each section and finish
- :-:- No data available at this section
- NA No data available

Horse/Jockey Name	WARMONGER
Finish Rank	2
Fastest Section Time (Section)	0:11.59 (L800)
Top Speed [km/h] (Section)	62.8 (L1000)
Race State	Finished



Morphettville SA - Professional

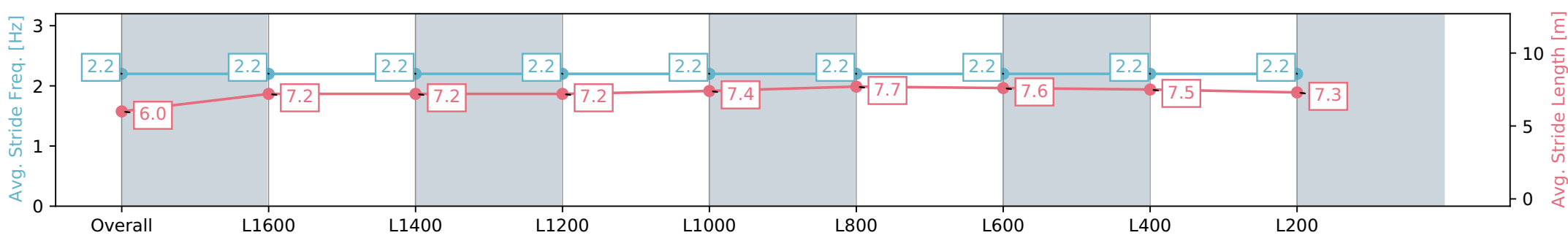
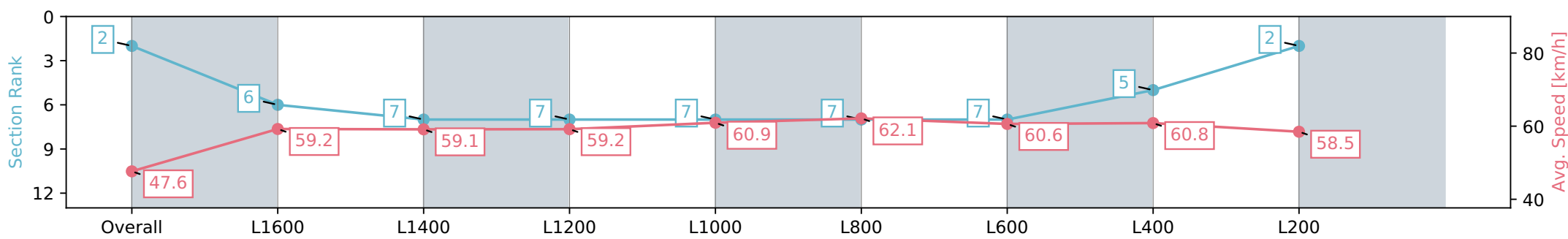
Race 6: Hahn Port Adelaide Guineas - 1800m

13 April 2024 - 3:19PM

Track Rating: Good 4, Weather: Overcast, Rail Position: +9m
1200m-W/Post; +5m Remainder. Sectional 612m



Section	Overall	L1600	L1400	L1200	L1000	L800	L600	L400	L200
Section Times	1:51.13 [2] (0:15.12)	1:36.01 [6] (0:12.15)	1:23.86 [7] (0:12.23)	1:11.63 [7] (0:12.16)	0:59.47 [7] (0:11.83)	0:47.64 [7] (0:11.59)	0:36.05 [7] (0:11.90)	0:24.15 [5] (0:11.85)	0:12.30 [2] (0:12.30)
Average Speed [km/h]	47.6	59.2	59.1	59.2	60.9	62.1	60.6	60.8	58.5
Top Speed [km/h]	60.3	60.2	59.7	59.8	62.4	62.8	61.1	61.3	60.2
Avg. Dist. to Rail [m]	4.6	3.0	1.3	0.2	0.4	0.5	0.3	1.6	3.4
Avg. Stride Freq. [Hz]	2.2	2.2	2.2	2.2	2.2	2.2	2.2	2.2	2.2
Avg. Stride Length [m]	6.0	7.2	7.2	7.2	7.4	7.7	7.6	7.5	7.3



- [] Ranking at each section and finish
- :-:- No data available at this section
- NA No data available

Horse/Jockey Name	BOLD SOUL
Finish Rank	3
Fastest Section Time (Section)	0:11.56 (L800)
Top Speed [km/h] (Section)	63.2 (L1200)
Race State	Finished



Morphettville SA - Professional

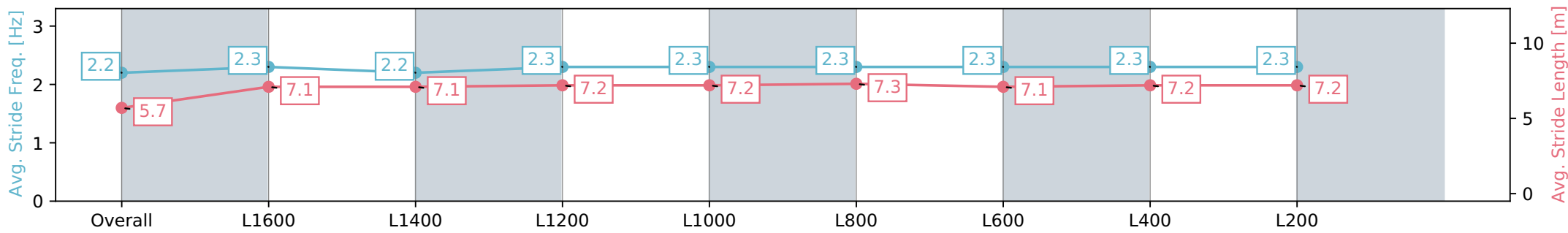
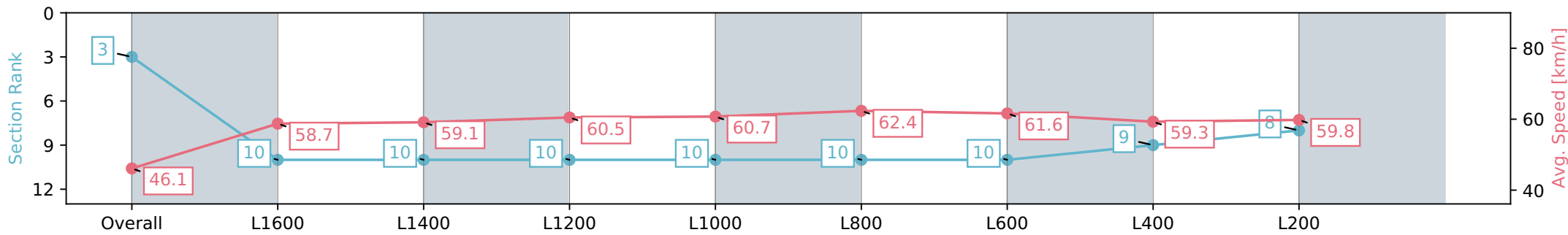
Race 6: Hahn Port Adelaide Guineas - 1800m

13 April 2024 - 3:19PM

Track Rating: Good 4, Weather: Overcast, Rail Position: +9m
1200m-W/Post; +5m Remainder. Sectional 612m



Section	Overall	L1600	L1400	L1200	L1000	L800	L600	L400	L200
Section Times	1:51.46 [3] (0:15.60)	1:35.86 [10] (0:12.26)	1:23.60 [10] (0:12.22)	1:11.38 [10] (0:11.94)	0:59.44 [10] (0:11.86)	0:47.58 [10] (0:11.56)	0:36.02 [10] (0:11.78)	0:24.24 [9] (0:12.22)	0:12.02 [8] (0:12.02)
Average Speed [km/h]	46.1	58.7	59.1	60.5	60.7	62.4	61.6	59.3	59.8
Top Speed [km/h]	60.1	59.1	61.0	61.4	63.2	63.1	62.1	61.4	61.4
Avg. Dist. to Rail [m]	5.3	3.4	1.4	0.9	1.6	0.6	1.7	5.6	9.0
Avg. Stride Freq. [Hz]	2.2	2.3	2.2	2.3	2.3	2.3	2.3	2.3	2.3
Avg. Stride Length [m]	5.7	7.1	7.1	7.2	7.2	7.3	7.1	7.2	7.2



- [] Ranking at each section and finish
- :-:- No data available at this section
- NA No data available

Horse/Jockey Name	SABAN
Finish Rank	4
Fastest Section Time (Section)	0:11.78 (L800)
Top Speed [km/h] (Section)	62.8 (L1000)
Race State	Finished



Morphettville SA - Professional

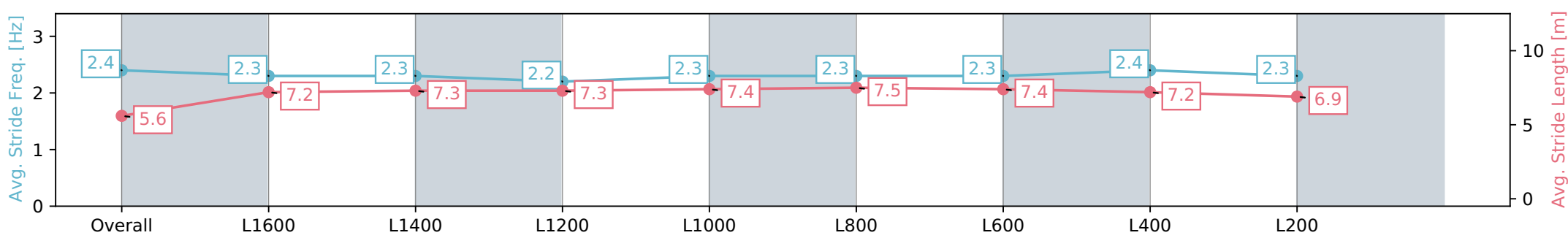
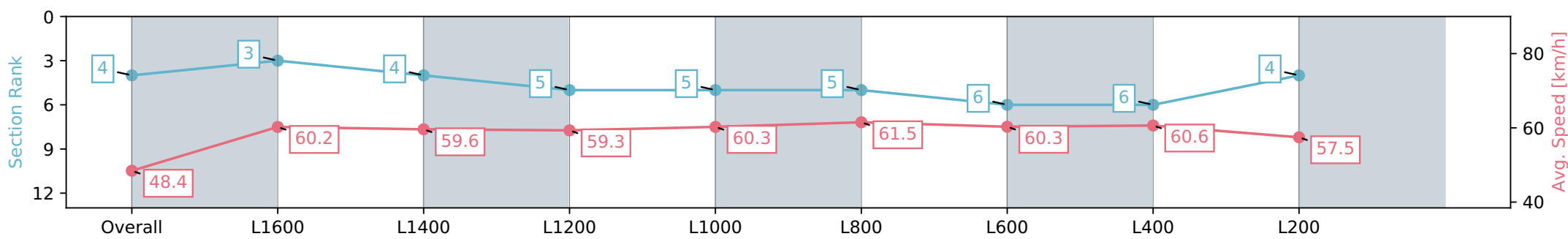
Race 6: Hahn Port Adelaide Guineas - 1800m

13 April 2024 - 3:19PM

Track Rating: Good 4, Weather: Overcast, Rail Position: +9m
1200m-W/Post; +5m Remainder. Sectional 612m



Section	Overall	L1600	L1400	L1200	L1000	L800	L600	L400	L200
Section Times	1:51.48 [4] (0:14.87)	1:36.61 [3] (0:11.95)	1:24.66 [4] (0:12.25)	1:12.41 [5] (0:12.19)	1:00.22 [5] (0:11.95)	0:48.27 [5] (0:11.78)	0:36.49 [6] (0:12.02)	0:24.47 [6] (0:11.91)	0:12.56 [4] (0:12.56)
Average Speed [km/h]	48.4	60.2	59.6	59.3	60.3	61.5	60.3	60.6	57.5
Top Speed [km/h]	62.2	62.2	60.1	60.3	62.4	62.8	61.5	61.3	58.8
Avg. Dist. to Rail [m]	5.9	4.7	3.2	1.6	2.0	1.6	1.5	3.1	6.0
Avg. Stride Freq. [Hz]	2.4	2.3	2.3	2.2	2.3	2.3	2.3	2.4	2.3
Avg. Stride Length [m]	5.6	7.2	7.3	7.3	7.4	7.5	7.4	7.2	6.9



- [] Ranking at each section and finish
- :-:- No data available at this section
- NA No data available

Horse/Jockey Name	GAWNSKI
Finish Rank	5
Fastest Section Time (Section)	0:11.59 (L800)
Top Speed [km/h] (Section)	63.3 (L1000)
Race State	Finished



Morphettville SA - Professional

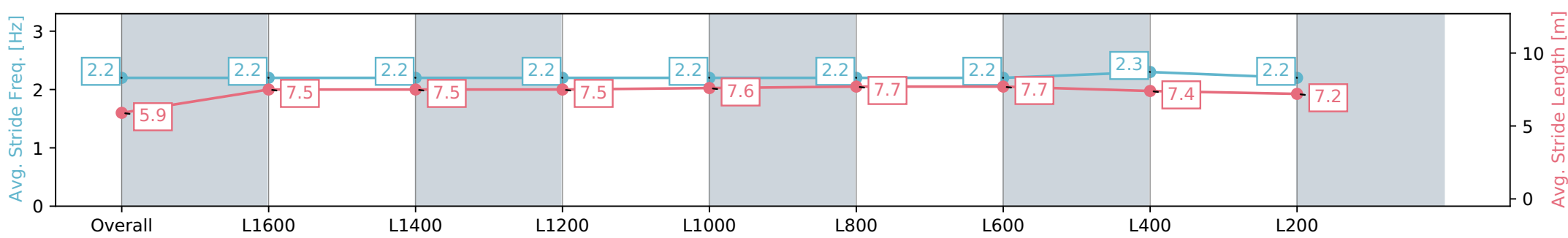
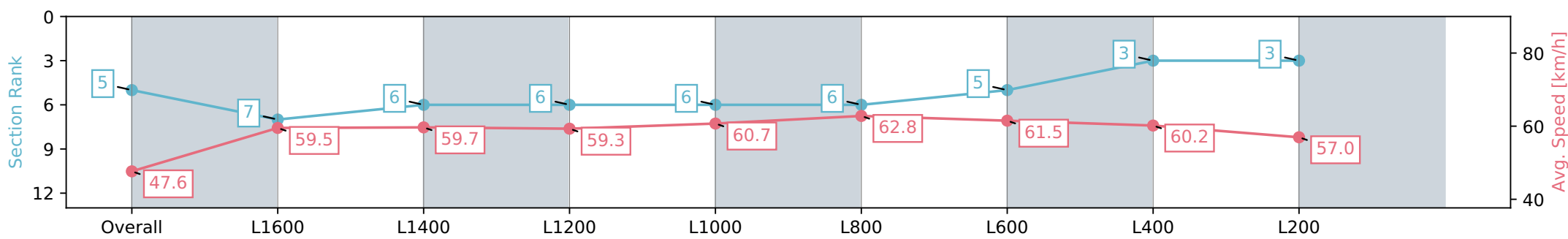
Race 6: Hahn Port Adelaide Guineas - 1800m

13 April 2024 - 3:19PM

Track Rating: Good 4, Weather: Overcast, Rail Position: +9m
1200m-W/Post; +5m Remainder. Sectional 612m



Section	Overall	L1600	L1400	L1200	L1000	L800	L600	L400	L200
Section Times	1:51.53 [5] (0:15.13)	1:36.40 [7] (0:12.07)	1:24.33 [6] (0:12.17)	1:12.16 [6] (0:12.14)	1:00.02 [6] (0:11.86)	0:48.16 [6] (0:11.59)	0:36.57 [5] (0:11.91)	0:24.66 [3] (0:12.03)	0:12.63 [3] (0:12.63)
Average Speed [km/h]	47.6	59.5	59.7	59.3	60.7	62.8	61.5	60.2	57.0
Top Speed [km/h]	61.1	60.9	60.3	60.3	62.0	63.3	62.6	61.1	59.2
Avg. Dist. to Rail [m]	6.0	4.1	1.8	0.5	1.5	2.4	3.4	4.7	7.4
Avg. Stride Freq. [Hz]	2.2	2.2	2.2	2.2	2.2	2.2	2.2	2.3	2.2
Avg. Stride Length [m]	5.9	7.5	7.5	7.5	7.6	7.7	7.7	7.4	7.2



- [] Ranking at each section and finish
- :-:- No data available at this section
- NA No data available

Horse/Jockey Name	VORACIOUS
Finish Rank	6
Fastest Section Time (Section)	0:11.59 (L800)
Top Speed [km/h] (Section)	63.6 (L1200)
Race State	Finished



Morphettville SA - Professional

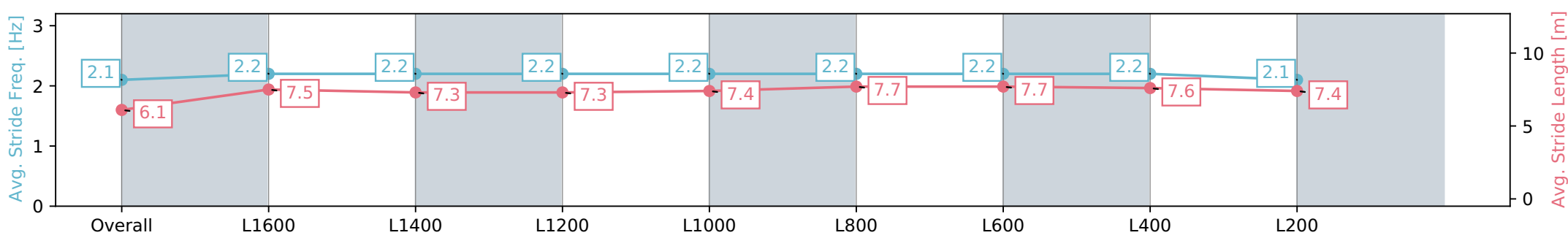
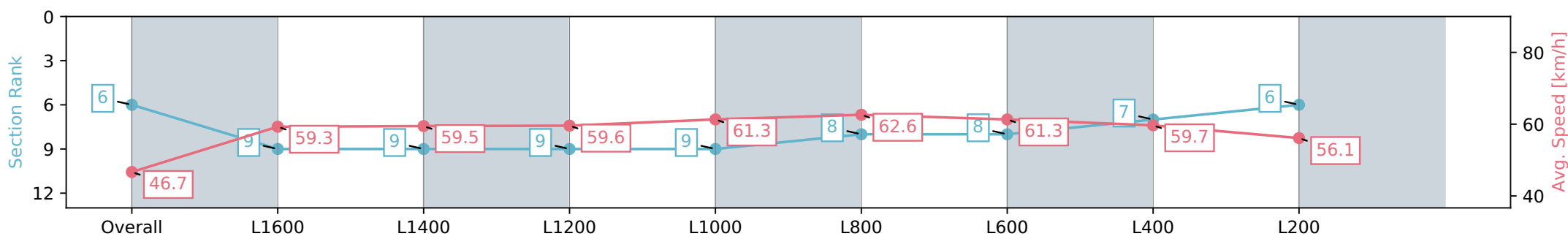
Race 6: Hahn Port Adelaide Guineas - 1800m

13 April 2024 - 3:19PM

Track Rating: Good 4, Weather: Overcast, Rail Position: +9m
1200m-W/Post; +5m Remainder. Sectional 612m



Section	Overall	L1600	L1400	L1200	L1000	L800	L600	L400	L200
Section Times	1:52.00 [6] (0:15.45)	1:36.55 [9] (0:12.15)	1:24.40 [9] (0:12.17)	1:12.23 [9] (0:12.07)	1:00.16 [9] (0:11.74)	0:48.42 [8] (0:11.59)	0:36.83 [8] (0:11.88)	0:24.95 [7] (0:12.13)	0:12.82 [6] (0:12.82)
Average Speed [km/h]	46.7	59.3	59.5	59.6	61.3	62.6	61.3	59.7	56.1
Top Speed [km/h]	60.6	60.6	60.8	60.1	63.6	63.4	63.0	60.7	59.2
Avg. Dist. to Rail [m]	7.1	2.3	1.3	0.3	1.0	1.7	2.3	4.3	7.1
Avg. Stride Freq. [Hz]	2.1	2.2	2.2	2.2	2.2	2.2	2.2	2.2	2.1
Avg. Stride Length [m]	6.1	7.5	7.3	7.3	7.4	7.7	7.7	7.6	7.4



[] Ranking at each section and finish
 -:-:- No data available at this section
 NA No data available

Horse/Jockey Name	WARIALDA WARRIOR
Finish Rank	7
Fastest Section Time (Section)	0:11.73 (L800)
Top Speed [km/h] (Section)	62.5 (Overall)
Race State	Finished



Morphettville SA - Professional

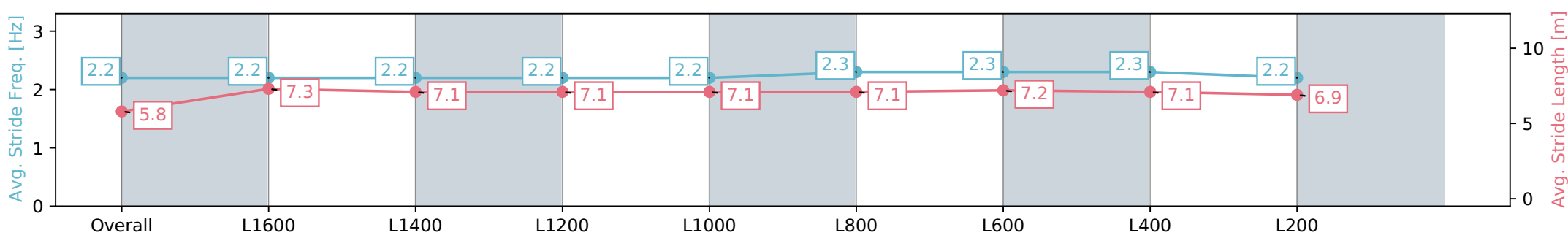
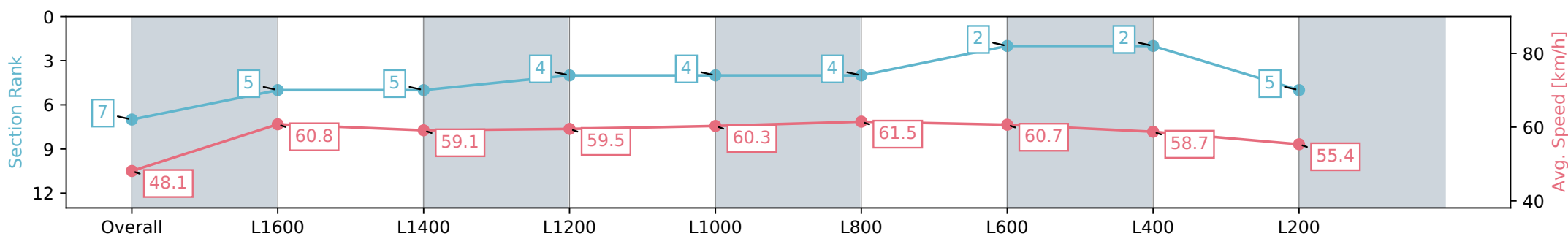
Race 6: Hahn Port Adelaide Guineas - 1800m

13 April 2024 - 3:19PM

Track Rating: Good 4, Weather: Overcast, Rail Position: +9m
1200m-W/Post; +5m Remainder. Sectional 612m



Section	Overall	L1600	L1400	L1200	L1000	L800	L600	L400	L200
Section Times	1:52.02 [7] (0:14.99)	1:37.03 [5] (0:11.84)	1:25.19 [5] (0:12.24)	1:12.95 [4] (0:12.09)	1:00.86 [4] (0:11.95)	0:48.91 [4] (0:11.73)	0:37.18 [2] (0:11.89)	0:25.29 [2] (0:12.27)	0:13.02 [5] (0:13.02)
Average Speed [km/h]	48.1	60.8	59.1	59.5	60.3	61.5	60.7	58.7	55.4
Top Speed [km/h]	62.5	61.8	59.7	60.6	61.7	62.0	61.1	59.8	57.1
Avg. Dist. to Rail [m]	4.0	3.1	1.5	0.4	0.5	0.3	0.4	2.7	4.3
Avg. Stride Freq. [Hz]	2.2	2.2	2.2	2.2	2.2	2.3	2.3	2.3	2.2
Avg. Stride Length [m]	5.8	7.3	7.1	7.1	7.1	7.1	7.2	7.1	6.9



- [] Ranking at each section and finish
- :-:- No data available at this section
- NA No data available

Horse/Jockey Name	ON THE SCENT
Finish Rank	8
Fastest Section Time (Section)	0:11.56 (L800)
Top Speed [km/h] (Section)	63.9 (L1000)
Race State	Finished



Morphettville SA - Professional

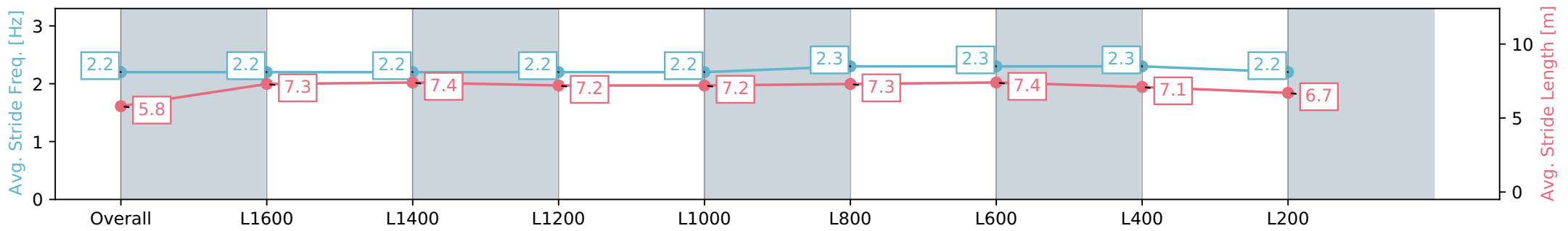
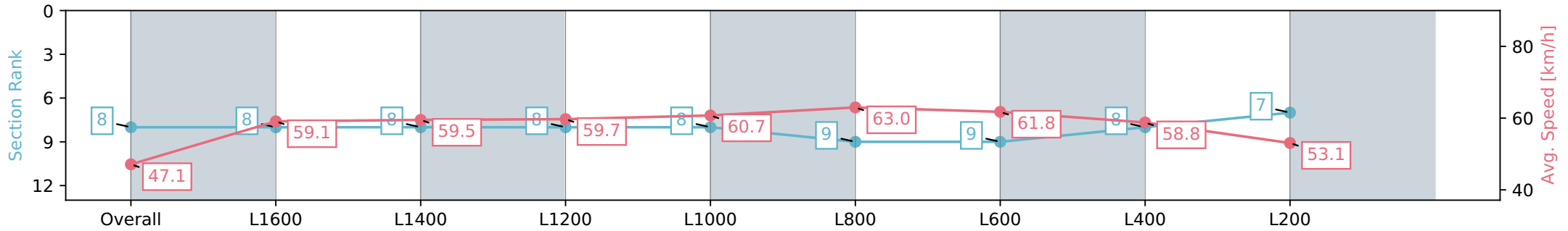
Race 6: Hahn Port Adelaide Guineas - 1800m

13 April 2024 - 3:19PM

Track Rating: Good 4, Weather: Overcast, Rail Position: +9m
1200m-W/Post; +5m Remainder. Sectional 612m



Section	Overall	L1600	L1400	L1200	L1000	L800	L600	L400	L200
Section Times	1:52.98 [8] (0:15.28)	1:37.70 [8] (0:12.20)	1:25.50 [8] (0:12.19)	1:13.31 [8] (0:12.13)	1:01.18 [8] (0:11.83)	0:49.35 [9] (0:11.56)	0:37.78 [9] (0:11.89)	0:25.89 [8] (0:12.34)	0:13.55 [7] (0:13.55)
Average Speed [km/h]	47.1	59.1	59.5	59.7	60.7	63.0	61.8	58.8	53.1
Top Speed [km/h]	58.6	59.5	60.7	60.4	63.1	63.9	63.1	60.1	57.7
Avg. Dist. to Rail [m]	8.6	4.2	2.3	1.3	2.0	2.7	3.9	5.6	8.0
Avg. Stride Freq. [Hz]	2.2	2.2	2.2	2.2	2.2	2.3	2.3	2.3	2.2
Avg. Stride Length [m]	5.8	7.3	7.4	7.2	7.2	7.3	7.4	7.1	6.7



- [] Ranking at each section and finish
- :-:- No data available at this section
- NA No data available

Horse/Jockey Name	ARTFUL TAWNY
Finish Rank	9
Fastest Section Time (Section)	0:11.76 (L800)
Top Speed [km/h] (Section)	64.7 (Overall)
Race State	Finished



Morphettville SA - Professional

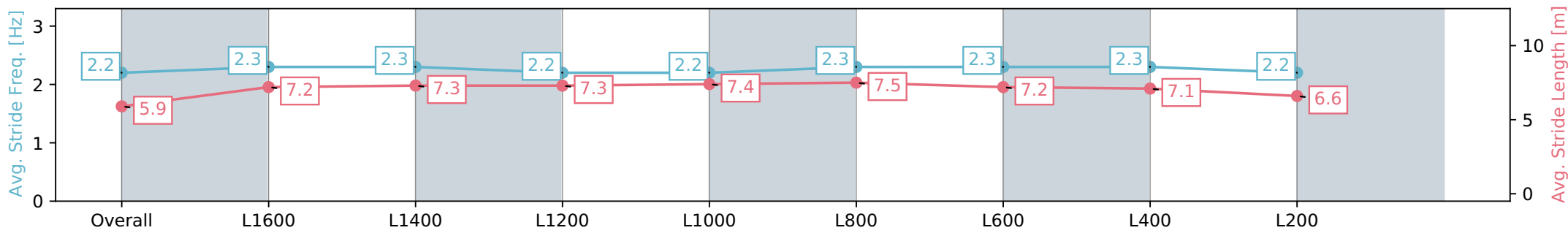
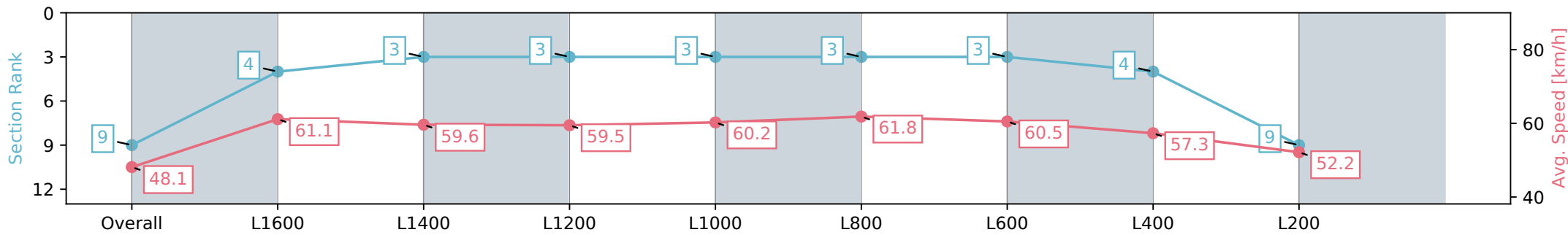
Race 6: Hahn Port Adelaide Guineas - 1800m

13 April 2024 - 3:19PM

Track Rating: Good 4, Weather: Overcast, Rail Position: +9m
1200m-W/Post; +5m Remainder. Sectional 612m



Section	Overall	L1600	L1400	L1200	L1000	L800	L600	L400	L200
Section Times	1:53.36 [9] (0:14.97)	1:38.39 [4] (0:11.78)	1:26.61 [3] (0:12.21)	1:14.40 [3] (0:12.19)	1:02.21 [3] (0:11.94)	0:50.27 [3] (0:11.76)	0:38.51 [3] (0:12.08)	0:26.43 [4] (0:12.63)	0:13.80 [9] (0:13.80)
Average Speed [km/h]	48.1	61.1	59.6	59.5	60.2	61.8	60.5	57.3	52.2
Top Speed [km/h]	60.8	64.7	60.1	60.0	61.7	62.6	62.2	58.7	55.7
Avg. Dist. to Rail [m]	7.8	5.1	3.0	1.7	2.1	2.1	3.0	4.1	4.5
Avg. Stride Freq. [Hz]	2.2	2.3	2.3	2.2	2.2	2.3	2.3	2.3	2.2
Avg. Stride Length [m]	5.9	7.2	7.3	7.3	7.4	7.5	7.2	7.1	6.6



- [] Ranking at each section and finish
- :-:- No data available at this section
- NA No data available

Horse/Jockey Name	RISE AT DAWN
Finish Rank	10
Fastest Section Time (Section)	0:11.83 (L1600)
Top Speed [km/h] (Section)	62.3 (Overall)
Race State	Finished



Morphettville SA - Professional

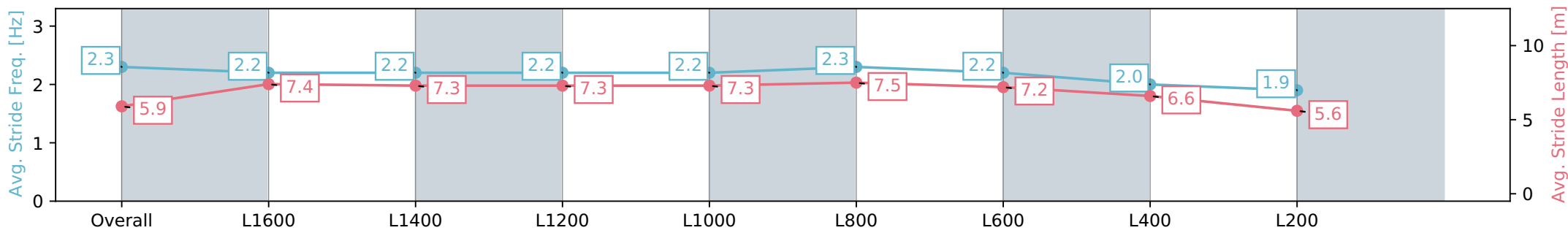
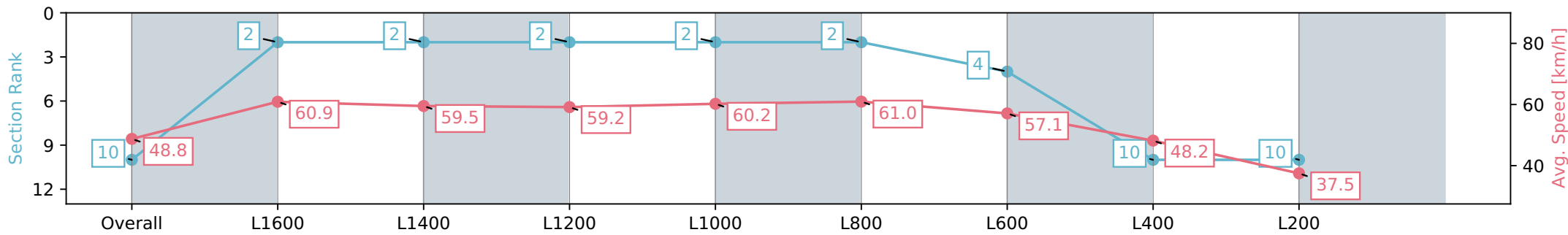
Race 6: Hahn Port Adelaide Guineas - 1800m

13 April 2024 - 3:19PM

Track Rating: Good 4, Weather: Overcast, Rail Position: +9m
1200m-W/Post; +5m Remainder. Sectional 612m



Section	Overall	L1600	L1400	L1200	L1000	L800	L600	L400	L200
Section Times	2:01.70 [10] (0:14.77)	1:46.93 [2] (0:11.83)	1:35.10 [2] (0:12.20)	1:22.90 [2] (0:12.24)	1:10.66 [2] (0:11.93)	0:58.73 [2] (0:11.89)	0:46.84 [4] (0:12.69)	0:34.15 [10] (0:14.93)	0:19.22 [10] (0:19.22)
Average Speed [km/h]	48.8	60.9	59.5	59.2	60.2	61.0	57.1	48.2	37.5
Top Speed [km/h]	62.1	62.3	60.2	59.9	61.7	61.8	60.1	53.8	44.7
Avg. Dist. to Rail [m]	6.9	4.3	2.4	1.2	1.4	1.3	1.1	1.0	1.7
Avg. Stride Freq. [Hz]	2.3	2.2	2.2	2.2	2.2	2.3	2.2	2.0	1.9
Avg. Stride Length [m]	5.9	7.4	7.3	7.3	7.3	7.5	7.2	6.6	5.6



- [] Ranking at each section and finish
- :-:- No data available at this section
- NA No data available