



Morphettville SA
 Race 1: Sportsbet Handicap - 2500m
 13 April 2024 - 12:18PM



Track Rating: Good 4, Weather: Overcast, Rail Position: +9m 1200m-W/Post; +5m
 Remainder. Sectional 612m

Section								Overall	L2400	L2200	L2000	L1800	L1600		
Field Times								2:44.19 (0:11.62)	2:32.56 (0:12.79)	2:19.77 (0:13.10)	2:06.67 (0:13.73)	1:52.94 (0:13.69)	1:39.25 (0:13.41)		
Position	#	Horse/Jockey	Barrier	Top Speed [km/h]	Fastest Section	First 400m								Distance Travelled From Winner [m]	
1	4	PERLE BLEUE Jason Holder	7	64.7 800-600	0:11.45 800-600	0:31.41	2:44.19 (0:11.99)	2:32.20 [5] (0:12.91)	2:19.29 [4] (0:13.04)	2:06.25 [4] (0:13.56)	1:52.68 [4] (0:13.66)	1:39.02 [4] (0:13.47)			
2	2	GARACHICO Daniel Stackhouse	4	64.0 1000-800	0:11.39 800-600	0:30.91	2:44.21 (0:11.62)	2:32.59 [1] (0:12.79)	2:19.80 [1] (0:13.11)	2:06.69 [1] (0:13.72)	1:52.97 [1] (0:13.70)	1:39.27 [1] (0:13.41)	-1		
3	3	DISAGREEABLE MISS Kayla Crowther	1	63.6 800-600	0:11.48 800-600	0:31.26	2:44.56 (0:11.82)	2:32.74 [3] (0:12.86)	2:19.88 [3] (0:13.14)	2:06.74 [3] (0:13.61)	1:53.13 [3] (0:13.67)	1:39.46 [3] (0:13.41)	-2		
4	6	WOLF PRINCE Caitlin Jones	9	64.3 1000-800	0:11.48 1000-800	0:32.05	2:45.20 (0:12.17)	2:33.03 [7] (0:13.23)	2:19.80 [7] (0:13.32)	2:06.48 [7] (0:13.44)	1:53.04 [7] (0:13.83)	1:39.21 [7] (0:13.16)	+6		
5	1	YURI ROYALE Jake Toeroek	8	64.3 1000-800	0:11.43 800-600	0:31.15	2:45.51 (0:11.75)	2:33.76 [2] (0:12.85)	2:20.91 [2] (0:13.10)	2:07.81 [2] (0:13.62)	1:54.19 [2] (0:13.73)	1:40.46 [2] (0:13.44)	-1		
6	7	ZOFFALA Teagan Voorham	2	63.4 800-600	0:11.56 800-600	0:31.71	2:45.57 (0:11.87)	2:33.70 [4] (0:13.19)	2:20.51 [5] (0:13.28)	2:07.22 [5] (0:13.62)	1:53.60 [5] (0:13.74)	1:39.86 [5] (0:13.32)	+2		
7	9	SESAR Alana Livesey	3	62.4 1000-800	0:11.79 800-600	0:31.82	2:46.03 (0:12.12)	2:33.91 [6] (0:13.12)	2:20.79 [6] (0:13.18)	2:07.61 [6] (0:13.64)	1:53.97 [6] (0:13.80)	1:40.17 [6] (0:13.28)	-3		

Scratched: Nishino Crescent (#5), Think Tank (#8)

- [] Position in running at each section and finish # Saddle cloth number
- :-:- No data available at this section DNF Did not finish
- NA No data available DNT Did not track



RACING SA

Morphettville SA

Race 1: Sportsbet Handicap - 2500m

13 April 2024 - 12:18PM



Track Rating: Good 4, Weather: Overcast, Rail Position: +9m 1200m-W/Post; +5m
Remainder. Sectional 612m

Section														
Field Times														
		L1400	L1200	L1000	L800	L600	L400							
		1:25.84	1:12.23	0:59.30	0:47.54	0:36.14	0:24.45							
		(0:13.61)	(0:12.93)	(0:11.76)	(0:11.39)	(0:11.69)	(0:12.02)							
Position	#	Horse/Jockey	Barrier	Top Speed [km/h]	Fastest Section	First 400m							Margin	
1	4	PERLE BLEUE	7	64.7	0:11.45	0:31.41	1:25.55 [4]	1:11.90 [4]	0:58.93 [5]	0:47.20 [5]	0:35.75 [5]	0:24.22 [3]	2:44.19	
		Jason Holder		800-600	800-600		(0:13.65)	(0:12.97)	(0:11.73)	(0:11.45)	(0:11.53)	(0:11.81)		
2	2	GARACHICO	4	64.0	0:11.39	0:30.91	1:25.86 [1]	1:12.26 [1]	0:59.32 [1]	0:47.56 [1]	0:36.17 [1]	0:24.47 [1]	0.02L	-1
		Daniel Stackhouse		1000-800	800-600		(0:13.60)	(0:12.94)	(0:11.76)	(0:11.39)	(0:11.70)	(0:12.01)		
3	3	DISAGREEABLE MISS	1	63.6	0:11.48	0:31.26	1:26.05 [3]	1:12.47 [2]	0:59.46 [3]	0:47.63 [4]	0:36.15 [3]	0:24.34 [4]	0.35L	-2
		Kayla Crowther		800-600	800-600		(0:13.57)	(0:13.01)	(0:11.83)	(0:11.48)	(0:11.81)	(0:11.88)		
4	6	WOLF PRINCE	9	64.3	0:11.48	0:32.05	1:26.05 [7]	1:12.56 [5]	0:59.98 [4]	0:48.50 [2]	0:36.79 [4]	0:24.60 [6]	0.64L	+6
		Caitlin Jones		1000-800	1000-800		(0:13.49)	(0:12.57)	(0:11.48)	(0:11.71)	(0:12.19)	(0:12.07)		
5	1	YURI ROYALE	8	64.3	0:11.43	0:31.15	1:27.02 [2]	1:13.35 [3]	1:00.43 [2]	0:48.76 [3]	0:37.33 [2]	0:25.55 [2]	0.31L	-1
		Jake Toeroek		1000-800	800-600		(0:13.67)	(0:12.92)	(0:11.67)	(0:11.43)	(0:11.78)	(0:12.49)		
6	7	ZOFFALA	2	63.4	0:11.56	0:31.71	1:26.54 [5]	1:12.87 [6]	1:00.06 [6]	0:48.24 [6]	0:36.68 [6]	0:25.03 [5]	0.06L	+2
		Teagan Voorham		800-600	800-600		(0:13.67)	(0:12.81)	(0:11.82)	(0:11.56)	(0:11.65)	(0:12.20)		
7	9	SESAR	3	62.4	0:11.79	0:31.82	1:26.89 [6]	1:13.26 [7]	1:00.34 [7]	0:48.33 [7]	0:36.54 [7]	0:24.51 [7]	0.46L	-3
		Alana Livesey		1000-800	800-600		(0:13.63)	(0:12.92)	(0:12.01)	(0:11.79)	(0:12.03)	(0:12.10)		

Scratched: Nishino Crescent (#5), Think Tank (#8)

- [] Position in running at each section and finish
- # Saddle cloth number
- :-:- No data available at this section
- DNF Did not finish
- NA No data available
- DNT Did not track



RACING SA

Morphettville SA

Race 1: Sportsbet Handicap - 2500m

13 April 2024 - 12:18PM



Track Rating: Good 4, Weather: Overcast, Rail Position: +9m 1200m-W/Post; +5m
Remainder. Sectional 612m

Section											L200
Field Times											0:12.43
											(0:12.43)
Position	#	Horse/Jockey	Barrier	Top Speed [km/h]	Fastest Section	First 400m					Margin
1	4	PERLE BLEUE	7	64.7	0:11.45	0:31.41	0:12.41 [2]	2:44.19			
		Jason Holder		800-600	800-600		(0:12.41)				
2	2	GARACHICO	4	64.0	0:11.39	0:30.91	0:12.46 [1]	0.02L			-1
		Daniel Stackhouse		1000-800	800-600		(0:12.46)				
3	3	DISAGREEABLE MISS	1	63.6	0:11.48	0:31.26	0:12.46 [3]	0.35L			-2
		Kayla Crowther		800-600	800-600		(0:12.46)				
4	6	WOLF PRINCE	9	64.3	0:11.48	0:32.05	0:12.53 [5]	0.64L			+6
		Caitlin Jones		1000-800	1000-800		(0:12.53)				
5	1	YURI ROYALE	8	64.3	0:11.43	0:31.15	0:13.06 [4]	0.31L			-1
		Jake Toeroek		1000-800	800-600		(0:13.06)				
6	7	ZOFFALA	2	63.4	0:11.56	0:31.71	0:12.83 [6]	0.06L			+2
		Teagan Voorham		800-600	800-600		(0:12.83)				
7	9	SESAR	3	62.4	0:11.79	0:31.82	0:12.41 [7]	0.46L			-3
		Alana Livesey		1000-800	800-600		(0:12.41)				

Scratched: Nishino Crescent (#5), Think Tank (#8)

- [] Position in running at each section and finish # Saddle cloth number
- :-:- No data available at this section DNF Did not finish
- NA No data available DNT Did not track

Background shading for fastest section

Horse/Jockey Name	PERLE BLEUE
Finish Rank	1
Fastest Section Time (Section)	0:11.45 (L1000)
Top Speed [km/h] (Section)	64.7 (L1000)
Race State	Finished



Morphettville SA - Professional

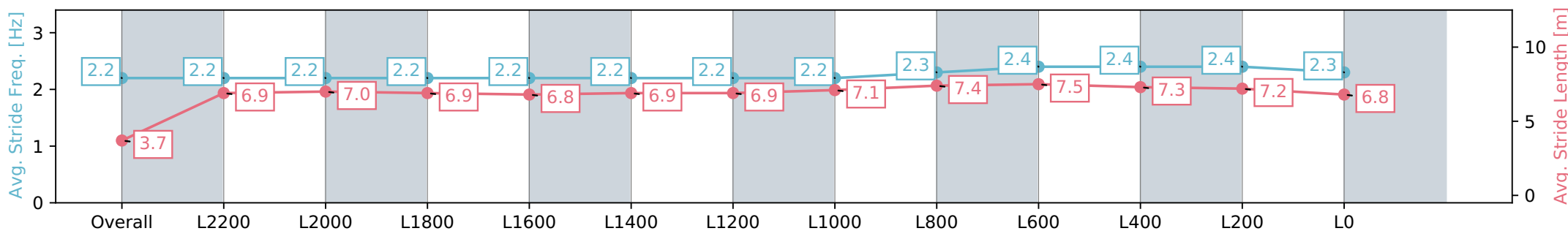
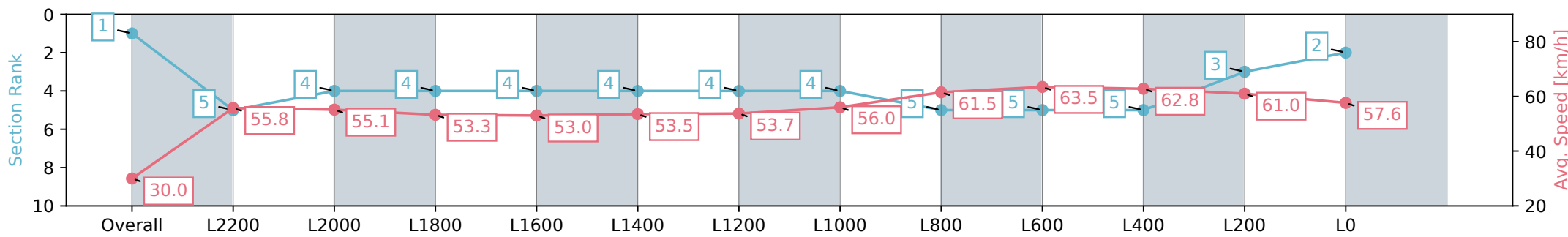
Race 1: Sportsbet Handicap - 2500m

13 April 2024 - 12:18PM

Track Rating: Good 4, Weather: Overcast, Rail Position: +9m
1200m-W/Post; +5m Remainder. Sectional 612m



Section	Overall	L2200	L2000	L1800	L1600	L1400	L1200	L1000	L800	L600	L400	L200	L0
Section Times	2:44.19 [1] (0:11.99)	2:32.20 [5] (0:12.91)	2:19.29 [4] (0:13.04)	2:06.25 [4] (0:13.56)	1:52.68 [4] (0:13.66)	1:39.02 [4] (0:13.47)	1:25.55 [4] (0:13.65)	1:11.90 [4] (0:12.97)	0:58.93 [5] (0:11.73)	0:47.20 [5] (0:11.45)	0:35.75 [5] (0:11.53)	0:24.22 [3] (0:11.81)	0:12.41 [2] (0:12.41)
Average Speed [km/h]	30.0	55.8	55.1	53.3	53.0	53.5	53.7	56.0	61.5	63.5	62.8	61.0	57.6
Top Speed [km/h]	55.9	56.9	55.8	54.9	54.2	53.9	54.3	57.6	64.2	64.7	64.6	62.1	59.7
Avg. Dist. to Rail [m]	11.2	0.8	0.4	0.8	2.9	3.8	4.6	2.7	3.0	2.6	1.0	1.2	4.9
Avg. Stride Freq. [Hz]	2.2	2.2	2.2	2.2	2.2	2.2	2.2	2.2	2.3	2.4	2.4	2.4	2.3
Avg. Stride Length [m]	3.7	6.9	7.0	6.9	6.8	6.9	6.9	6.9	7.1	7.4	7.5	7.3	6.8



Report Created: Sat 13 April 2024 13:05:02 GMT+10 (Note: Timing is based on positional data)

- [] Ranking at each section and finish
- :-:- No data available at this section
- NA No data available

Horse/Jockey Name	GARACHICO
Finish Rank	2
Fastest Section Time (Section)	0:11.39 (L1000)
Top Speed [km/h] (Section)	64.0 (L1200)
Race State	Finished



Morphettville SA - Professional

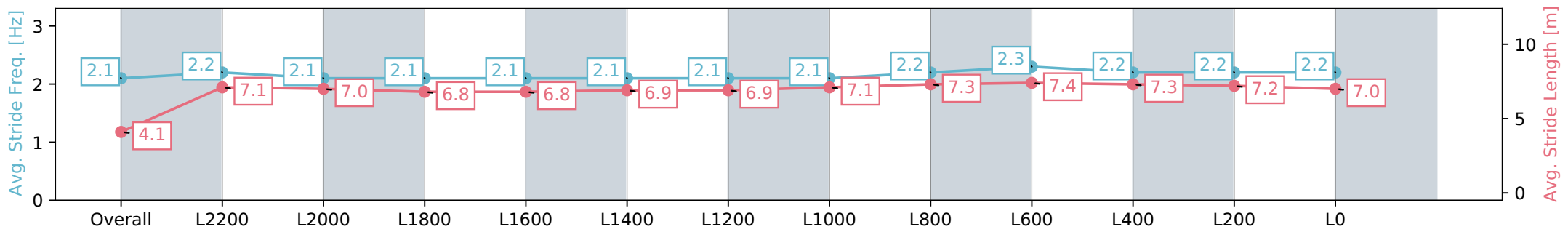
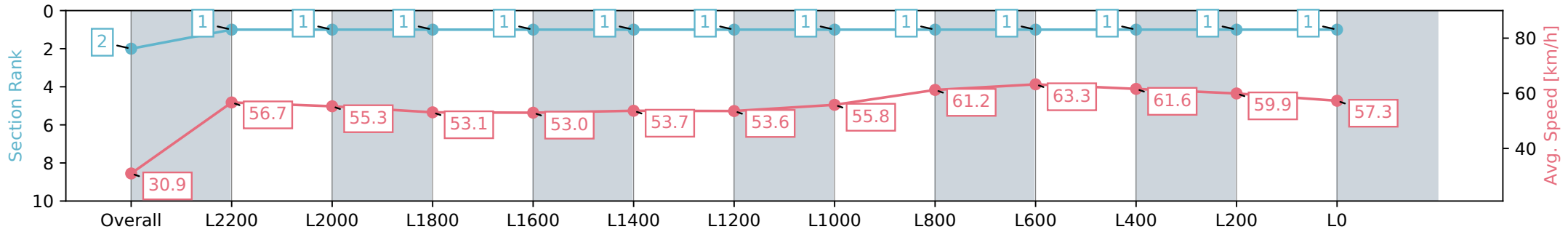
Race 1: Sportsbet Handicap - 2500m

13 April 2024 - 12:18PM

Track Rating: Good 4, Weather: Overcast, Rail Position: +9m
1200m-W/Post; +5m Remainder. Sectional 612m



Section	Overall	L2200	L2000	L1800	L1600	L1400	L1200	L1000	L800	L600	L400	L200	L0
Section Times	2:44.21 [2] (0:11.62)	2:32.59 [1] (0:12.79)	2:19.80 [1] (0:13.11)	2:06.69 [1] (0:13.72)	1:52.97 [1] (0:13.70)	1:39.27 [1] (0:13.41)	1:25.86 [1] (0:13.60)	1:12.26 [1] (0:12.94)	0:59.32 [1] (0:11.76)	0:47.56 [1] (0:11.39)	0:36.17 [1] (0:11.70)	0:24.47 [1] (0:12.01)	0:12.46 [1] (0:12.46)
Average Speed [km/h]	30.9	56.7	55.3	53.1	53.0	53.7	53.6	55.8	61.2	63.3	61.6	59.9	57.3
Top Speed [km/h]	58.1	58.2	55.9	54.2	53.6	54.0	54.7	57.2	64.0	64.0	62.7	60.7	59.2
Avg. Dist. to Rail [m]	11.3	2.1	2.7	2.6	2.7	2.9	3.0	0.5	0.8	0.3	0.1	1.1	5.0
Avg. Stride Freq. [Hz]	2.1	2.2	2.1	2.1	2.1	2.1	2.1	2.1	2.2	2.3	2.2	2.2	2.2
Avg. Stride Length [m]	4.1	7.1	7.0	6.8	6.8	6.9	6.9	7.1	7.3	7.4	7.3	7.2	7.0



Report Created: Sat 13 April 2024 13:05:07 GMT+10 (Note: Timing is based on positional data)

- [] Ranking at each section and finish
- :-:- No data available at this section
- NA No data available



Horse/Jockey Name	DISAGREEABLE MISS
Finish Rank	3
Fastest Section Time (Section)	0:11.48 (L1000)
Top Speed [km/h] (Section)	63.6 (L1000)
Race State	Finished



Morphettville SA - Professional

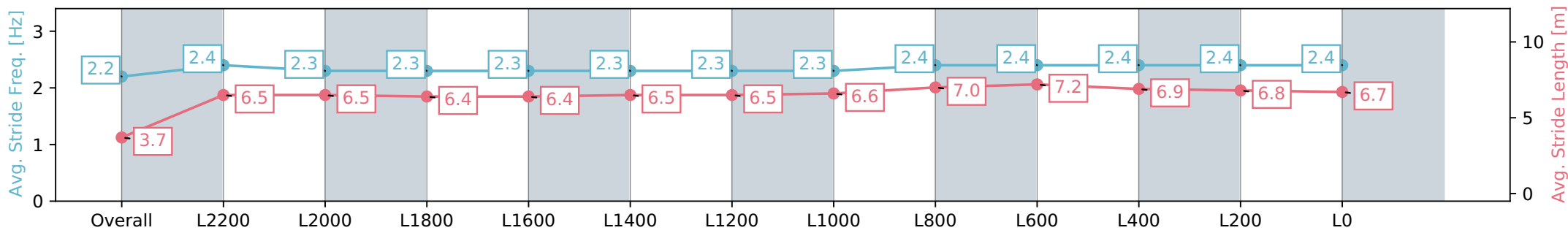
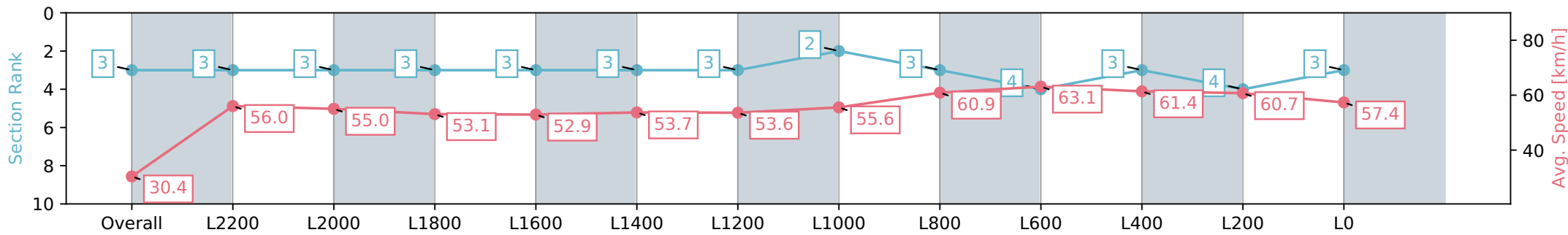
Race 1: Sportsbet Handicap - 2500m

13 April 2024 - 12:18PM

Track Rating: Good 4, Weather: Overcast, Rail Position: +9m
1200m-W/Post; +5m Remainder. Sectional 612m



Section	Overall	L2200	L2000	L1800	L1600	L1400	L1200	L1000	L800	L600	L400	L200	L0
Section Times	2:44.56 [3] (0:11.82)	2:32.74 [3] (0:12.86)	2:19.88 [3] (0:13.14)	2:06.74 [3] (0:13.61)	1:53.13 [3] (0:13.67)	1:39.46 [3] (0:13.41)	1:26.05 [3] (0:13.57)	1:12.47 [2] (0:13.01)	0:59.46 [3] (0:11.83)	0:47.63 [4] (0:11.48)	0:36.15 [3] (0:11.81)	0:24.34 [4] (0:11.88)	0:12.46 [3] (0:12.46)
Average Speed [km/h]	30.4	56.0	55.0	53.1	52.9	53.7	53.6	55.6	60.9	63.1	61.4	60.7	57.4
Top Speed [km/h]	55.7	57.3	55.7	54.5	54.1	54.2	54.5	57.5	63.4	63.6	63.1	61.3	60.4
Avg. Dist. to Rail [m]	9.4	0.8	1.2	1.0	2.0	2.3	2.8	1.4	1.9	1.7	1.2	3.5	7.1
Avg. Stride Freq. [Hz]	2.2	2.4	2.3	2.3	2.3	2.3	2.3	2.3	2.4	2.4	2.4	2.4	2.4
Avg. Stride Length [m]	3.7	6.5	6.5	6.4	6.4	6.5	6.5	6.6	7.0	7.2	6.9	6.8	6.7



Report Created: Sat 13 April 2024 13:05:12 GMT+10 (Note: Timing is based on positional data)

- [] Ranking at each section and finish
- :-:- No data available at this section
- NA No data available



Horse/Jockey Name	WOLF PRINCE
Finish Rank	4
Fastest Section Time (Section)	0:11.48 (L1200)
Top Speed [km/h] (Section)	64.3 (L1200)
Race State	Finished



Morphettville SA - Professional

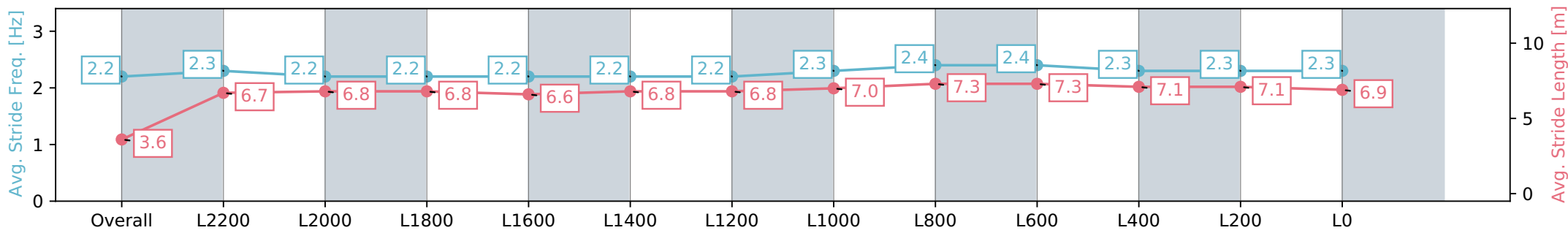
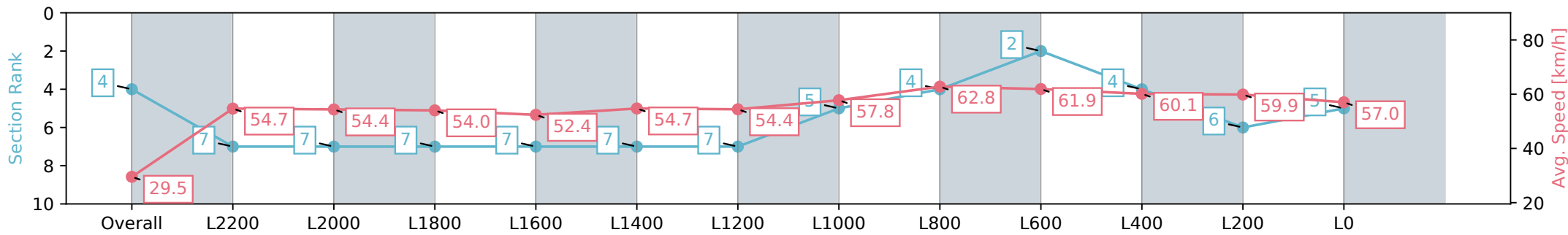
Race 1: Sportsbet Handicap - 2500m

13 April 2024 - 12:18PM

Track Rating: Good 4, Weather: Overcast, Rail Position: +9m
1200m-W/Post; +5m Remainder. Sectional 612m



Section	Overall	L2200	L2000	L1800	L1600	L1400	L1200	L1000	L800	L600	L400	L200	L0
Section Times	2:45.20 [4] (0:12.17)	2:33.03 [7] (0:13.23)	2:19.80 [7] (0:13.32)	2:06.48 [7] (0:13.44)	1:53.04 [7] (0:13.83)	1:39.21 [7] (0:13.16)	1:26.05 [7] (0:13.49)	1:12.56 [5] (0:12.57)	0:59.98 [4] (0:11.48)	0:48.50 [2] (0:11.71)	0:36.79 [4] (0:12.19)	0:24.60 [6] (0:12.07)	0:12.53 [5] (0:12.53)
Average Speed [km/h]	29.5	54.7	54.4	54.0	52.4	54.7	54.4	57.8	62.8	61.9	60.1	59.9	57.0
Top Speed [km/h]	54.7	55.4	55.5	55.3	54.5	55.8	55.8	61.5	64.3	62.8	62.3	61.8	58.2
Avg. Dist. to Rail [m]	12.9	1.8	1.8	1.7	3.1	3.7	4.7	2.7	2.5	2.0	3.7	1.2	0.9
Avg. Stride Freq. [Hz]	2.2	2.3	2.2	2.2	2.2	2.2	2.2	2.3	2.4	2.4	2.3	2.3	2.3
Avg. Stride Length [m]	3.6	6.7	6.8	6.8	6.6	6.8	6.8	7.0	7.3	7.3	7.1	7.1	6.9



- [] Ranking at each section and finish
- :-:- No data available at this section
- NA No data available

Horse/Jockey Name	YURI ROYALE
Finish Rank	5
Fastest Section Time (Section)	0:11.43 (L1000)
Top Speed [km/h] (Section)	64.3 (L1200)
Race State	Finished



Morphettville SA - Professional

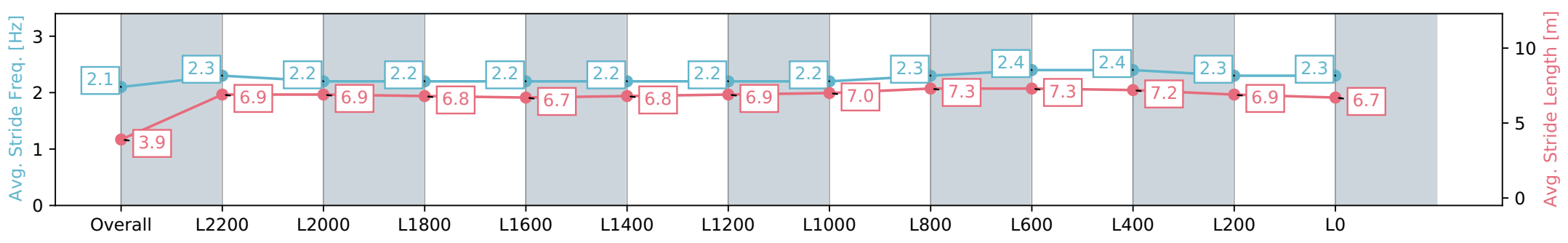
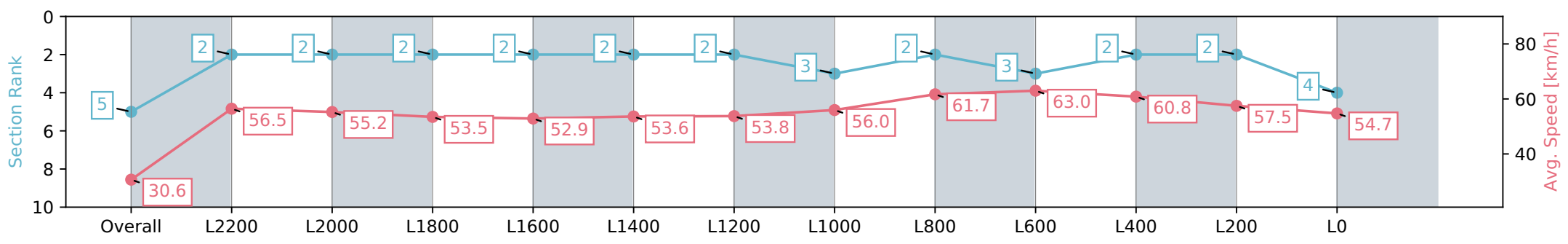
Race 1: Sportsbet Handicap - 2500m

13 April 2024 - 12:18PM

Track Rating: Good 4, Weather: Overcast, Rail Position: +9m
1200m-W/Post; +5m Remainder. Sectional 612m



Section	Overall	L2200	L2000	L1800	L1600	L1400	L1200	L1000	L800	L600	L400	L200	L0
Section Times	2:45.51 [5] (0:11.75)	2:33.76 [2] (0:12.85)	2:20.91 [2] (0:13.10)	2:07.81 [2] (0:13.62)	1:54.19 [2] (0:13.73)	1:40.46 [2] (0:13.44)	1:27.02 [2] (0:13.67)	1:13.35 [3] (0:12.92)	1:00.43 [2] (0:11.67)	0:48.76 [3] (0:11.43)	0:37.33 [2] (0:11.78)	0:25.55 [2] (0:12.49)	0:13.06 [4] (0:13.06)
Average Speed [km/h]	30.6	56.5	55.2	53.5	52.9	53.6	53.8	56.0	61.7	63.0	60.8	57.5	54.7
Top Speed [km/h]	56.8	56.9	55.9	54.4	53.7	54.1	54.5	57.6	64.3	64.1	62.9	59.3	56.1
Avg. Dist. to Rail [m]	11.7	2.4	2.3	2.7	3.5	4.5	4.8	1.2	0.8	0.3	0.9	0.7	1.0
Avg. Stride Freq. [Hz]	2.1	2.3	2.2	2.2	2.2	2.2	2.2	2.2	2.3	2.4	2.4	2.3	2.3
Avg. Stride Length [m]	3.9	6.9	6.9	6.8	6.7	6.8	6.9	7.0	7.3	7.3	7.2	6.9	6.7



- [] Ranking at each section and finish
- :-:- No data available at this section
- NA No data available

Horse/Jockey Name	ZOFFALA
Finish Rank	6
Fastest Section Time (Section)	0:11.56 (L1000)
Top Speed [km/h] (Section)	63.4 (L1000)
Race State	Finished



Morphettville SA - Professional

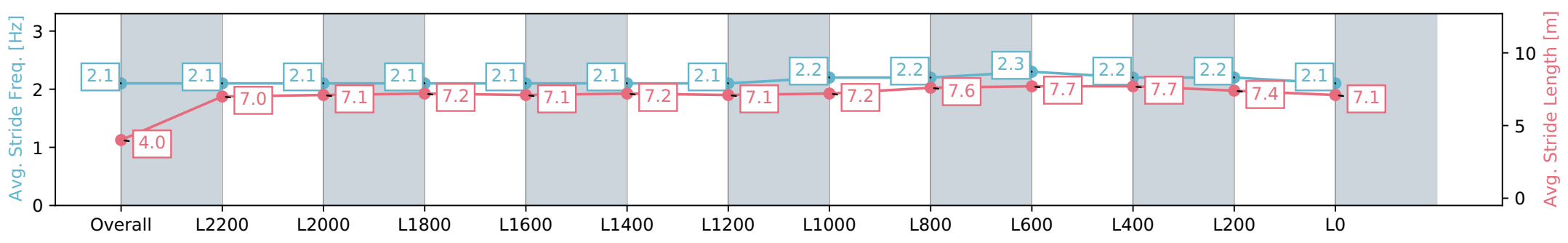
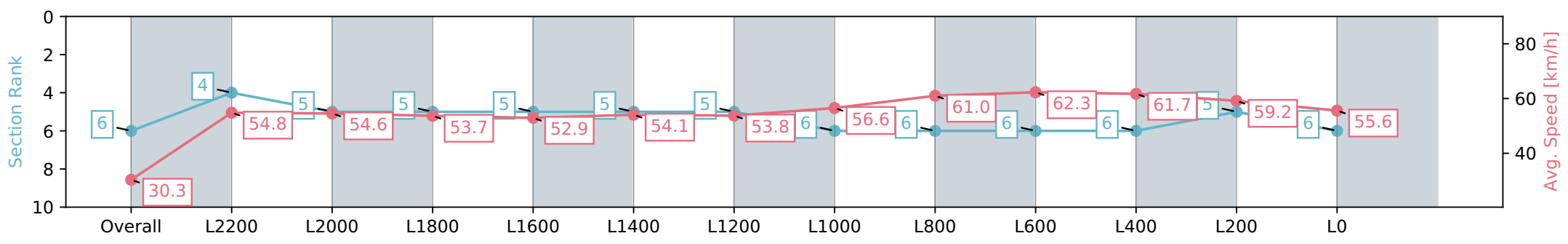
Race 1: Sportsbet Handicap - 2500m

13 April 2024 - 12:18PM

Track Rating: Good 4, Weather: Overcast, Rail Position: +9m
1200m-W/Post; +5m Remainder. Sectional 612m



Section	Overall	L2200	L2000	L1800	L1600	L1400	L1200	L1000	L800	L600	L400	L200	L0
Section Times	2:45.57 [6] (0:11.87)	2:33.70 [4] (0:13.19)	2:20.51 [5] (0:13.28)	2:07.22 [5] (0:13.62)	1:53.60 [5] (0:13.74)	1:39.86 [5] (0:13.32)	1:26.54 [5] (0:13.67)	1:12.87 [6] (0:12.81)	1:00.06 [6] (0:11.82)	0:48.24 [6] (0:11.56)	0:36.68 [6] (0:11.65)	0:25.03 [5] (0:12.20)	0:12.83 [6] (0:12.83)
Average Speed [km/h]	30.3	54.8	54.6	53.7	52.9	54.1	53.8	56.6	61.0	62.3	61.7	59.2	55.6
Top Speed [km/h]	55.0	55.6	55.2	55.3	54.6	54.6	54.9	58.2	62.8	63.4	62.5	60.5	57.9
Avg. Dist. to Rail [m]	9.4	1.1	2.8	3.1	4.6	5.6	5.2	1.6	1.9	0.8	0.6	2.8	4.2
Avg. Stride Freq. [Hz]	2.1	2.1	2.1	2.1	2.1	2.1	2.1	2.2	2.2	2.3	2.2	2.2	2.1
Avg. Stride Length [m]	4.0	7.0	7.1	7.2	7.1	7.2	7.1	7.2	7.6	7.7	7.7	7.4	7.1



- [] Ranking at each section and finish
- :-:- No data available at this section
- NA No data available

Horse/Jockey Name	SESAR
Finish Rank	7
Fastest Section Time (Section)	0:11.79 (L1000)
Top Speed [km/h] (Section)	62.4 (L1200)
Race State	Finished



Morphettville SA - Professional

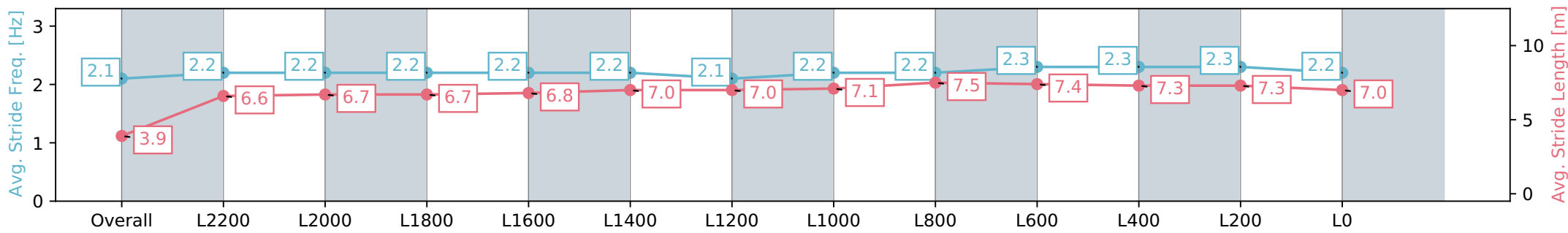
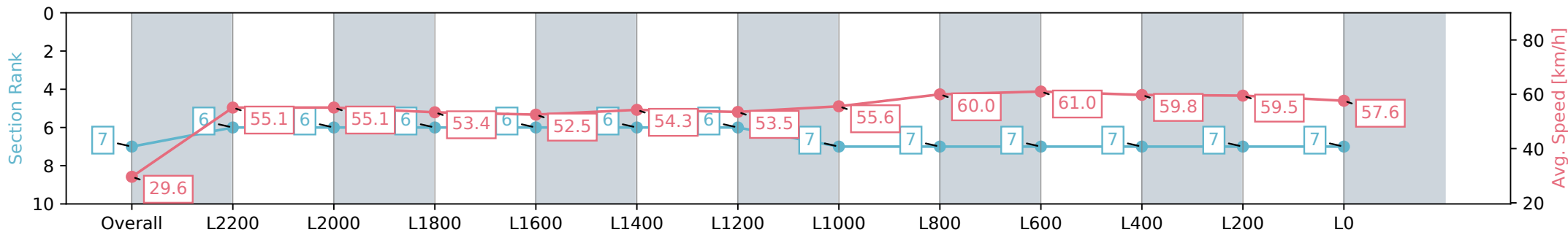
Race 1: Sportsbet Handicap - 2500m

13 April 2024 - 12:18PM

Track Rating: Good 4, Weather: Overcast, Rail Position: +9m
1200m-W/Post; +5m Remainder. Sectional 612m



Section	Overall	L2200	L2000	L1800	L1600	L1400	L1200	L1000	L800	L600	L400	L200	L0
Section Times	2:46.03 [7] (0:12.12)	2:33.91 [6] (0:13.12)	2:20.79 [6] (0:13.18)	2:07.61 [6] (0:13.64)	1:53.97 [6] (0:13.80)	1:40.17 [6] (0:13.28)	1:26.89 [6] (0:13.63)	1:13.26 [7] (0:12.92)	1:00.34 [7] (0:12.01)	0:48.33 [7] (0:11.79)	0:36.54 [7] (0:12.03)	0:24.51 [7] (0:12.10)	0:12.41 [7] (0:12.41)
Average Speed [km/h]	29.6	55.1	55.1	53.4	52.5	54.3	53.5	55.6	60.0	61.0	59.8	59.5	57.6
Top Speed [km/h]	55.3	55.6	55.4	54.7	54.3	54.7	54.7	57.3	62.4	61.8	60.6	60.4	58.7
Avg. Dist. to Rail [m]	2.1	1.2	2.7	2.6	2.9	3.8	3.0	0.8	0.9	0.3	0.7	2.3	3.2
Avg. Stride Freq. [Hz]	2.1	2.2	2.2	2.2	2.2	2.2	2.2	2.2	2.2	2.3	2.3	2.3	2.2
Avg. Stride Length [m]	3.9	6.6	6.7	6.7	6.8	7.0	7.0	7.1	7.5	7.4	7.3	7.3	7.0



- [] Ranking at each section and finish
- :-:- No data available at this section
- NA No data available