



# Morphettville Parks SA

## Race 7: Adelaide Galvanising Industries Handicap (Heat of Adelaide in Autumn Series) - 1300m

06 April 2024 - 3:57PM



Track Rating: Good 4, Weather: Fine, Rail Position: +9m 1000m-W/Post, +6m  
Remainder. Sectional 612m

Section													Overall	L1200	L1000	L800	L600	L400		
Field Times													1:17.95	1:09.12	0:58.33	0:47.19	0:35.61	0:24.18		
													(0:08.83)	(0:10.80)	(0:11.14)	(0:11.56)	(0:11.43)	(0:11.51)		
Position	#	Horse/Jockey	Barrier	Top Speed [km/h]	Fastest Section	First 400m												Distance Travelled From Winner [m]		
1	6	<b>OVERSTRIKE</b>	6	68.2	0:08.82	0:25.07	1:17.95	1:09.13 [1]	0:58.33 [1]	0:47.19 [1]	0:35.62 [1]	0:24.18 [1]								
		Jason Holder		1000-800	1200-1000		(0:08.82)	(0:10.80)	(0:11.14)	(0:11.56)	(0:11.44)	(0:11.50)								
2	7	<b>THREE RINGS</b>	7	67.5	0:08.95	0:25.49	1:18.22	1:09.27 [4]	0:58.29 [4]	0:47.09 [5]	0:35.53 [5]	0:23.94 [5]						+8		
		Emily Finnegan		1000-800	1200-1000		(0:08.95)	(0:10.98)	(0:11.20)	(0:11.56)	(0:11.59)	(0:11.47)								
3	5	<b>ZABELLA</b>	5	67.0	0:08.88	0:25.43	1:18.28	1:09.40 [3]	0:58.38 [3]	0:47.26 [3]	0:35.76 [3]	0:24.16 [4]						+12		
		Todd Pannell		800-600	1200-1000		(0:08.88)	(0:11.02)	(0:11.12)	(0:11.50)	(0:11.60)	(0:11.56)								
4	8	<b>KOMACHI</b>	8	67.0	0:09.18	0:25.81	1:18.49	1:09.31 [8]	0:58.27 [7]	0:47.13 [7]	0:35.64 [6]	0:24.07 [6]						+6		
		Kayla Crowther		1000-800	1200-1000		(0:09.18)	(0:11.04)	(0:11.14)	(0:11.49)	(0:11.56)	(0:11.50)								
5	4	<b>EAST INDIAMAN</b>	4	67.0	0:08.85	0:25.33	1:18.82	1:09.97 [2]	0:59.07 [2]	0:47.98 [2]	0:36.47 [2]	0:24.72 [2]						+4		
		Teagan Voorham		1000-800	1200-1000		(0:08.85)	(0:10.90)	(0:11.09)	(0:11.51)	(0:11.75)	(0:11.92)								
6	2	<b>CHILL WITH TEEJAY</b>	2	67.4	0:09.00	0:25.39	1:18.95	1:09.95 [5]	0:58.99 [5]	0:47.93 [4]	0:36.35 [4]	0:24.85 [3]						+0		
		Margaret Collett		800-600	1200-1000		(0:09.00)	(0:10.96)	(0:11.06)	(0:11.57)	(0:11.50)	(0:11.75)								
7	11	<b>KNIGHTSTOWN</b>	11	66.5	0:09.11	0:25.77	1:19.14	1:10.03 [6]	0:58.95 [6]	0:47.85 [6]	0:36.22 [7]	0:24.55 [7]						+5		
		Caitlin Jones		1000-800	1200-1000		(0:09.11)	(0:11.08)	(0:11.10)	(0:11.63)	(0:11.67)	(0:11.79)								
8	10	<b>FLIGHT DECK</b>	10	66.8	0:09.54	0:26.14	1:19.46	1:09.92 [10]	0:58.73 [10]	0:47.81 [9]	0:36.21 [9]	0:24.60 [9]						+0		
		Nichola Yuen		800-600	1200-1000		(0:09.54)	(0:11.19)	(0:10.92)	(0:11.60)	(0:11.61)	(0:11.76)								
9	3	<b>WHATSANAMEGEORGE</b>	3	66.5	0:09.24	0:25.98	1:19.47	1:10.23 [9]	0:59.04 [9]	0:47.81 [10]	0:36.20 [10]	0:24.59 [10]						+7		
		Jake Toeroek		800-600	1200-1000		(0:09.24)	(0:11.19)	(0:11.23)	(0:11.61)	(0:11.61)	(0:11.78)								
10	1	<b>MANHATTEN TIMES</b>	1	67.4	0:09.73	0:26.38	1:19.49	1:09.76 [11]	0:58.66 [11]	0:47.57 [11]	0:36.03 [11]	0:24.36 [11]						+2		
		Rochelle Milnes		800-600	1200-1000		(0:09.73)	(0:11.10)	(0:11.09)	(0:11.54)	(0:11.67)	(0:11.84)								



# Morphettville Parks SA

## Race 7: Adelaide Galvanising Industries Handicap (Heat of Adelaide in Autumn Series) - 1300m

06 April 2024 - 3:57PM



Track Rating: Good 4, Weather: Fine, Rail Position: +9m 1000m-W/Post, +6m  
 Remainder. Sectional 612m

Section														
Field Times		Overall	L1200	L1000	L800	L600	L400							
		1:17.95	1:09.12	0:58.33	0:47.19	0:35.61	0:24.18							
		(0:08.83)	(0:10.80)	(0:11.14)	(0:11.56)	(0:11.43)	(0:11.51)							
Position	#	Horse/Jockey	Barrier	Top Speed [km/h]	Fastest Section	First 400m								Distance Travelled From Winner [m]
11	9	SHEARMAN DYER	9	65.2	0:09.15	0:26.08	1:19.51	1:10.36 [7]	0:59.14 [8]	0:47.88 [8]	0:36.34 [8]	0:24.68 [8]		+8
		Stacey Metcalfe		800-600	1200-1000		(0:09.15)	(0:11.22)	(0:11.26)	(0:11.54)	(0:11.66)	(0:11.77)		

- [ ] Position in running at each section and finish
- # Saddle cloth number
- :--:- No data available at this section
- Background shading for fastest section
- NA No data available



# Morphettville Parks SA

## Race 7: Adelaide Galvanising Industries Handicap (Heat of Adelaide in Autumn Series) - 1300m

06 April 2024 - 3:57PM



Track Rating: Good 4, Weather: Fine, Rail Position: +9m 1000m-W/Post, +6m  
Remainder. Sectional 612m

Section Field Times												L200 0:12.67 (0:12.67)			
Position	#	Horse/Jockey	Barrier	Top Speed [km/h]	Fastest Section	First 400m		Margin							Distance Travelled From Winner [m]
1	6	<b>OVERSTRIKE</b> Jason Holder	6	68.2 1000-800	0:08.82 1200-1000	0:25.07	0:12.68 [1] (0:12.68)	1:17.95							
2	7	<b>THREE RINGS</b> Emily Finnegan	7	67.5 1000-800	0:08.95 1200-1000	0:25.49	0:12.47 [3] (0:12.47)	1.7L							+8
3	5	<b>ZABELLA</b> Todd Pannell	5	67.0 800-600	0:08.88 1200-1000	0:25.43	0:12.59 [2] (0:12.59)	2.1L							+12
4	8	<b>KOMACHI</b> Kayla Crowther	8	67.0 1000-800	0:09.18 1200-1000	0:25.81	0:12.57 [5] (0:12.56)	3.4L							+6
5	4	<b>EAST INDIAMAN</b> Teagan Voorham	4	67.0 1000-800	0:08.85 1200-1000	0:25.33	0:12.80 [6] (0:12.80)	5.4L							+4
6	2	<b>CHILL WITH TEEJAY</b> Margaret Collett	2	67.4 800-600	0:09.00 1200-1000	0:25.39	0:13.10 [4] (0:13.10)	6.2L							+0
7	11	<b>KNIGHTSTOWN</b> Caitlin Jones	11	66.5 1000-800	0:09.11 1200-1000	0:25.77	0:12.76 [7] (0:12.76)	7.4L							+5
8	10	<b>FLIGHT DECK</b> Nichola Yuen	10	66.8 800-600	0:09.54 1200-1000	0:26.14	0:12.84 [9] (0:12.84)	9.4L							+0
9	3	<b>WHATSANAMEGEORGE</b> Jake Toeroek	3	66.5 800-600	0:09.24 1200-1000	0:25.98	0:12.81 [10] (0:12.81)	9.5L							+7
10	1	<b>MANHATTEN TIMES</b> Rochelle Milnes	1	67.4 800-600	0:09.73 1200-1000	0:26.38	0:12.52 [11] (0:12.52)	9.6L							+2



# Morphettville Parks SA

## Race 7: Adelaide Galvanising Industries Handicap (Heat of Adelaide in Autumn Series) - 1300m

06 April 2024 - 3:57PM



Track Rating: Good 4, Weather: Fine, Rail Position: +9m 1000m-W/Post, +6m  
Remainder. Sectional 612m

Section

Field Times

L200

0:12.67

(0:12.67)

Position	#	Horse/Jockey	Barrier	Top Speed [km/h]	Fastest Section	First 400m	L200	Margin							Distance Travelled From Winner [m]	
11	9	SHEARMAN DYER	9	65.2	0:09.15	0:26.08	0:12.91 [8]	9.7L								+8
		Stacey Metcalfe		800-600	1200-1000		(0:12.91)									

- [ ] Position in running at each section and finish
- # Saddle cloth number
- :-:- No data available at this section
- Background shading for fastest section
- NA No data available

Horse/Jockey Name	OVERSTRIKE
Finish Rank	1
Fastest Section Time (Section)	0:08.82 (Overall)
Top Speed [km/h] (Section)	68.2 (L1200)
Race State	Finished



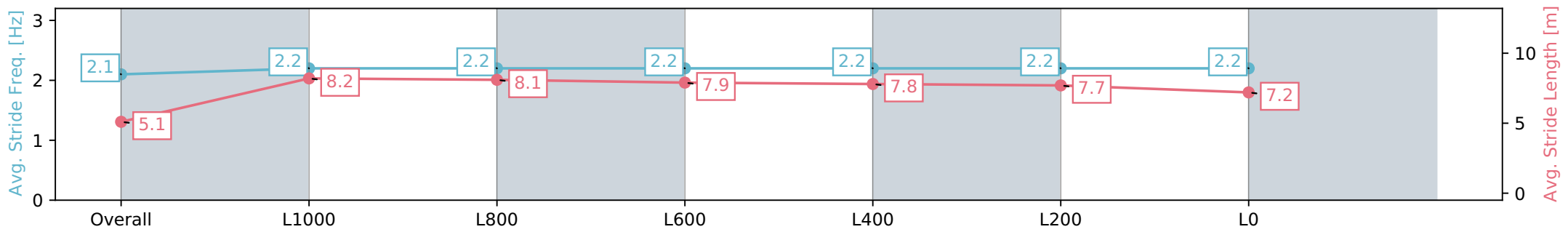
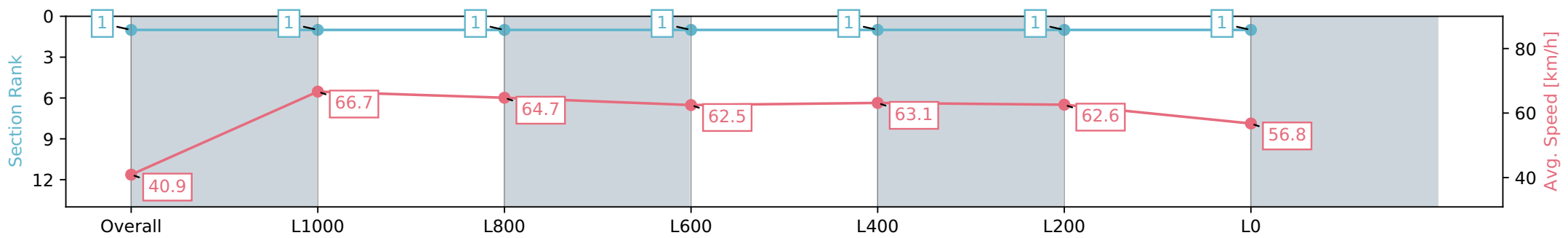
Morphettville Parks SA - Professional  
 Race 7: Adelaide Galvanising Industries Handicap (Heat of Adelaide in Autumn Series) - 1300m



06 April 2024 - 3:57PM

Track Rating: Good 4, Weather: Fine, Rail Position: +9m 1000m-W/ Post, +6m Remainder. Sectional 612m

Section	Overall	L1000	L800	L600	L400	L200	L0
Section Times	1:17.95 [1] (0:08.82)	1:09.13 [1] (0:10.80)	0:58.33 [1] (0:11.14)	0:47.19 [1] (0:11.56)	0:35.62 [1] (0:11.44)	0:24.18 [1] (0:11.50)	0:12.68 [1] (0:12.68)
Average Speed [km/h]	40.9	66.7	64.7	62.5	63.1	62.6	56.8
Top Speed [km/h]	64.2	68.2	66.7	63.2	63.8	64.1	60.2
Avg. Dist. to Rail [m]	4.5	1.0	0.8	1.8	0.8	0.2	1.2
Avg. Stride Freq. [Hz]	2.1	2.2	2.2	2.2	2.2	2.2	2.2
Avg. Stride Length [m]	5.1	8.2	8.1	7.9	7.8	7.7	7.2



Report Created: Sat 06 April 2024 18:29:08 GMT+11 (Note: Timing is based on positional data)

- [ ] Ranking at each section and finish
- :-:- No data available at this section
- NA No data available

Horse/Jockey Name	THREE RINGS
Finish Rank	2
Fastest Section Time (Section)	0:08.95 (Overall)
Top Speed [km/h] (Section)	67.5 (L1200)
Race State	Finished



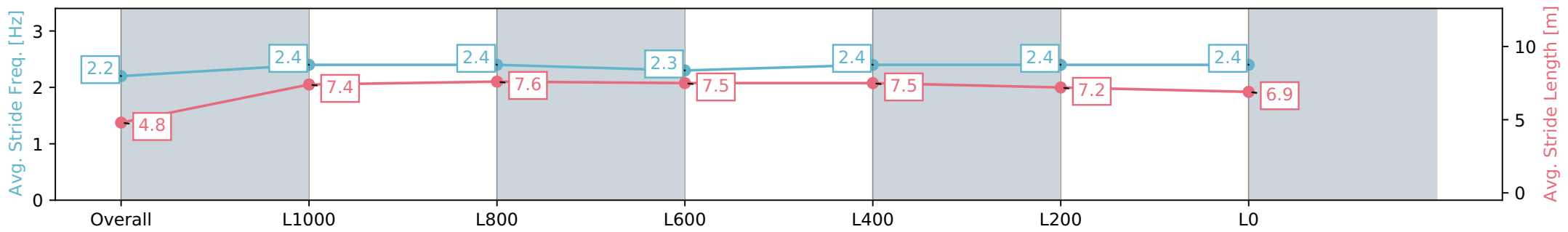
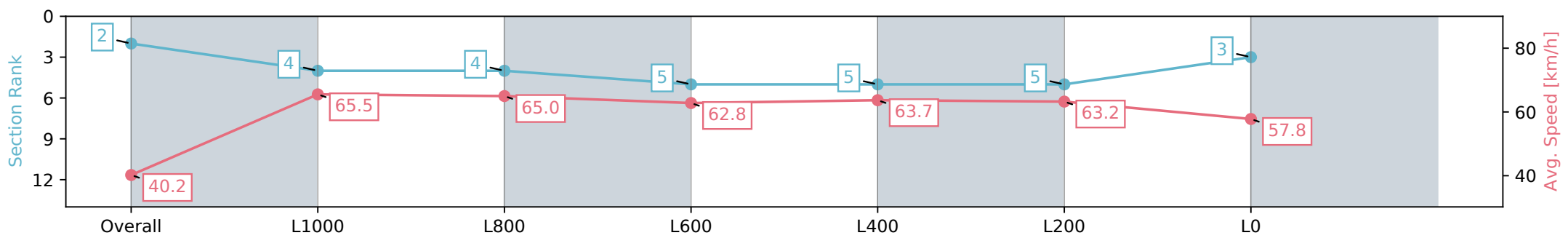
Morphettville Parks SA - Professional  
 Race 7: Adelaide Galvanising Industries Handicap (Heat of Adelaide in Autumn Series) - 1300m



06 April 2024 - 3:57PM

Track Rating: Good 4, Weather: Fine, Rail Position: +9m 1000m-W/ Post, +6m Remainder. Sectional 612m

Section	Overall	L1000	L800	L600	L400	L200	L0
Section Times	1:18.22 [2] (0:08.95)	1:09.27 [4] (0:10.98)	0:58.29 [4] (0:11.20)	0:47.09 [5] (0:11.56)	0:35.53 [5] (0:11.59)	0:23.94 [5] (0:11.47)	0:12.47 [3] (0:12.47)
Average Speed [km/h]	40.2	65.5	65.0	62.8	63.7	63.2	57.8
Top Speed [km/h]	61.7	67.5	66.3	64.1	64.4	64.8	63.0
Avg. Dist. to Rail [m]	3.7	1.1	2.3	3.3	4.3	3.2	3.5
Avg. Stride Freq. [Hz]	2.2	2.4	2.4	2.3	2.4	2.4	2.4
Avg. Stride Length [m]	4.8	7.4	7.6	7.5	7.5	7.2	6.9



Report Created: Sat 06 April 2024 18:29:12 GMT+11 (Note: Timing is based on positional data)

- [ ] Ranking at each section and finish
- :-:- No data available at this section
- NA No data available

Horse/Jockey Name	ZEBELLA
Finish Rank	3
Fastest Section Time (Section)	0:08.88 (Overall)
Top Speed [km/h] (Section)	67.0 (L1000)
Race State	Finished



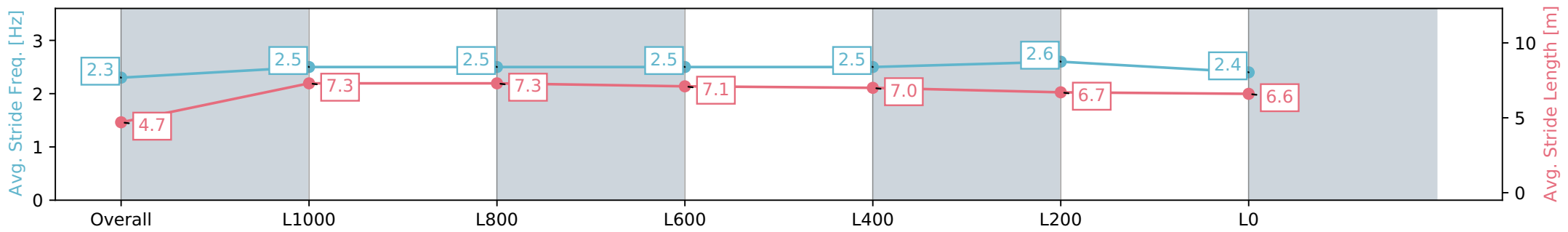
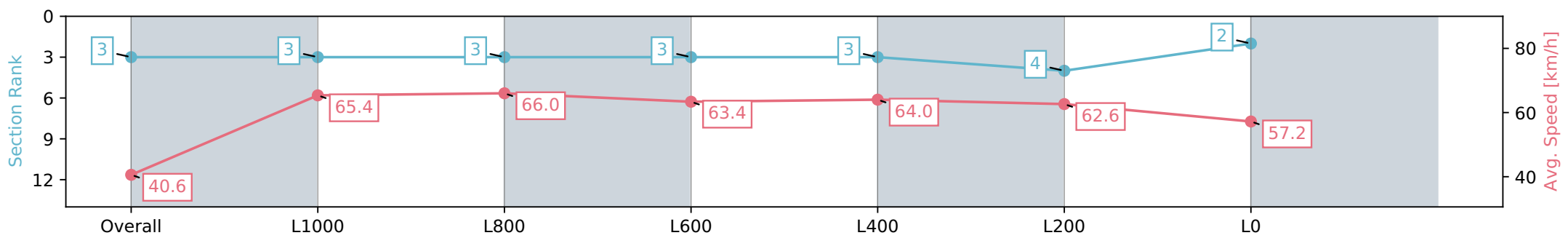
Morphettville Parks SA - Professional  
 Race 7: Adelaide Galvanising Industries Handicap (Heat of Adelaide in Autumn Series) - 1300m



06 April 2024 - 3:57PM

Track Rating: Good 4, Weather: Fine, Rail Position: +9m 1000m-W/ Post, +6m Remainder. Sectional 612m

Section	Overall	L1000	L800	L600	L400	L200	L0
Section Times	1:18.28 [3] (0:08.88)	1:09.40 [3] (0:11.02)	0:58.38 [3] (0:11.12)	0:47.26 [3] (0:11.50)	0:35.76 [3] (0:11.60)	0:24.16 [4] (0:11.56)	0:12.59 [2] (0:12.59)
Average Speed [km/h]	40.6	65.4	66.0	63.4	64.0	62.6	57.2
Top Speed [km/h]	62.0	66.6	67.0	64.7	65.3	64.4	60.4
Avg. Dist. to Rail [m]	8.8	2.6	4.2	5.6	5.3	2.9	2.6
Avg. Stride Freq. [Hz]	2.3	2.5	2.5	2.5	2.5	2.6	2.4
Avg. Stride Length [m]	4.7	7.3	7.3	7.1	7.0	6.7	6.6



Report Created: Sat 06 April 2024 18:29:15 GMT+11 (Note: Timing is based on positional data)

- [ ] Ranking at each section and finish
- :-:- No data available at this section
- NA No data available

Horse/Jockey Name	KOMACHI
Finish Rank	4
Fastest Section Time (Section)	0:09.18 (Overall)
Top Speed [km/h] (Section)	67.0 (L1200)
Race State	Finished



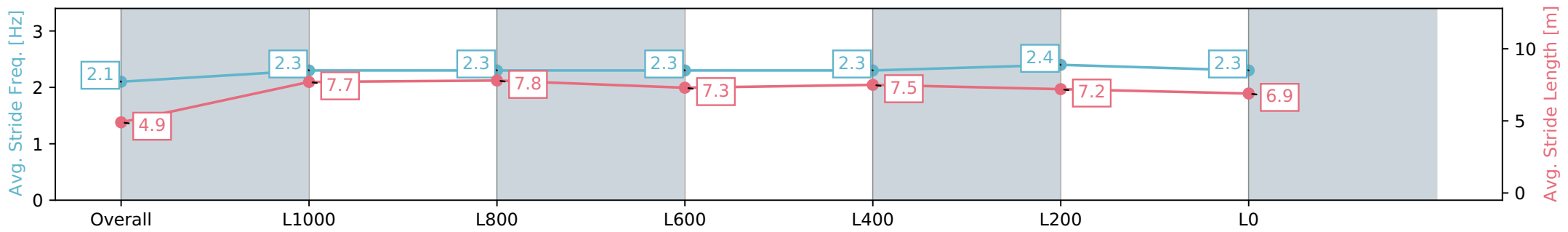
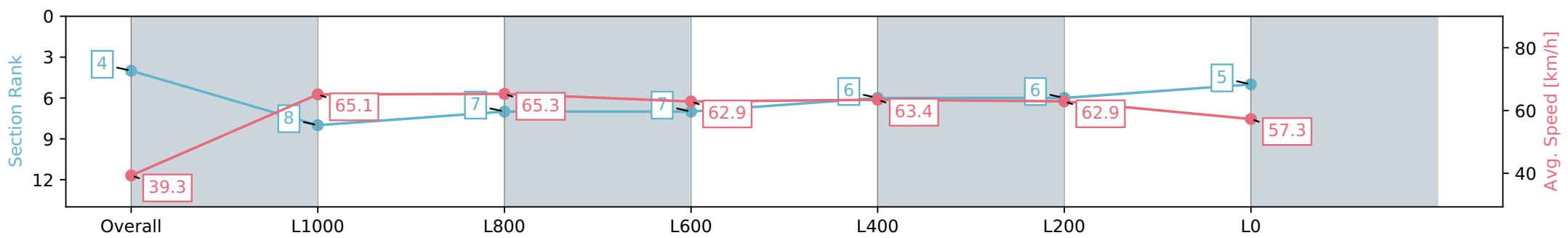
Morphettville Parks SA - Professional  
 Race 7: Adelaide Galvanising Industries Handicap (Heat of Adelaide in Autumn Series) - 1300m



06 April 2024 - 3:57PM

Track Rating: Good 4, Weather: Fine, Rail Position: +9m 1000m-W/ Post, +6m Remainder. Sectional 612m

Section	Overall	L1000	L800	L600	L400	L200	L0
Section Times	1:18.49 [4] (0:09.18)	1:09.31 [8] (0:11.04)	0:58.27 [7] (0:11.14)	0:47.13 [7] (0:11.49)	0:35.64 [6] (0:11.56)	0:24.07 [6] (0:11.50)	0:12.57 [5] (0:12.56)
Average Speed [km/h]	39.3	65.1	65.3	62.9	63.4	62.9	57.3
Top Speed [km/h]	61.6	67.0	66.5	65.6	65.0	64.6	61.9
Avg. Dist. to Rail [m]	5.6	2.5	1.9	2.0	3.2	3.5	3.9
Avg. Stride Freq. [Hz]	2.1	2.3	2.3	2.3	2.3	2.4	2.3
Avg. Stride Length [m]	4.9	7.7	7.8	7.3	7.5	7.2	6.9



Report Created: Sat 06 April 2024 18:29:18 GMT+11 (Note: Timing is based on positional data)

- [ ] Ranking at each section and finish
- :-:- No data available at this section
- NA No data available



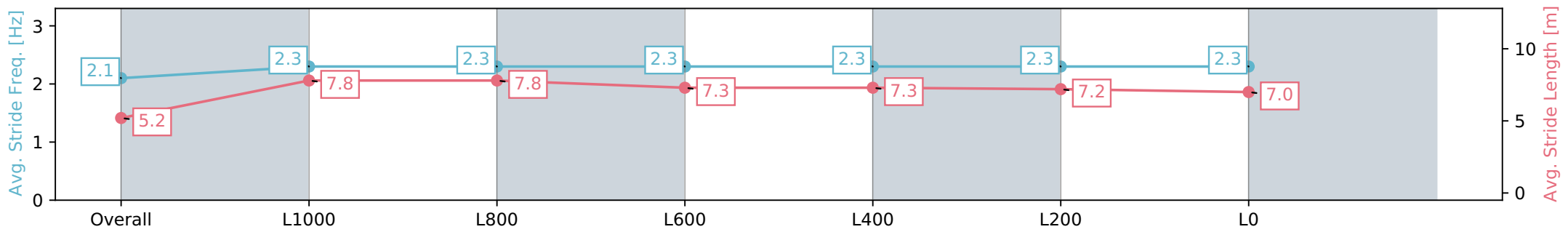
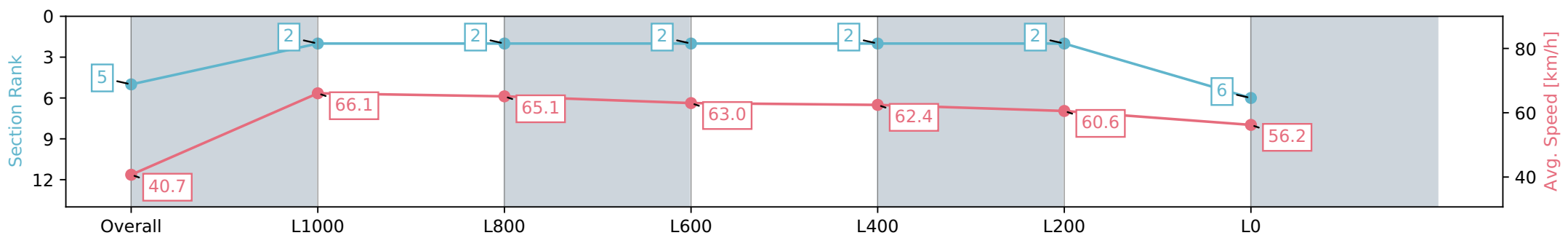
Horse/Jockey Name	EAST INDIAMAN
Finish Rank	5
Fastest Section Time (Section)	0:08.85 (Overall)
Top Speed [km/h] (Section)	67.0 (L1200)
Race State	Finished



Morphettville Parks SA - Professional  
 Race 7: Adelaide Galvanising Industries Handicap (Heat of Adelaide in Autumn Series) - 1300m  
 06 April 2024 - 3:57PM  
 Track Rating: Good 4, Weather: Fine, Rail Position: +9m 1000m-W/ Post, +6m Remainder. Sectional 612m



Section	Overall	L1000	L800	L600	L400	L200	L0
Section Times	1:18.82 [5] (0:08.85)	1:09.97 [2] (0:10.90)	0:59.07 [2] (0:11.09)	0:47.98 [2] (0:11.51)	0:36.47 [2] (0:11.75)	0:24.72 [2] (0:11.92)	0:12.80 [6] (0:12.80)
Average Speed [km/h]	40.7	66.1	65.1	63.0	62.4	60.6	56.2
Top Speed [km/h]	62.6	67.0	65.8	66.3	64.0	61.9	58.7
Avg. Dist. to Rail [m]	6.6	1.8	1.2	2.1	3.2	1.5	2.8
Avg. Stride Freq. [Hz]	2.1	2.3	2.3	2.3	2.3	2.3	2.3
Avg. Stride Length [m]	5.2	7.8	7.8	7.3	7.3	7.2	7.0



Report Created: Sat 06 April 2024 18:29:21 GMT+11 (Note: Timing is based on positional data)

- [ ] Ranking at each section and finish
- :-:- No data available at this section
- NA No data available

Horse/Jockey Name	CHILL WITH TEEJAY
Finish Rank	6
Fastest Section Time (Section)	0:09.00 (Overall)
Top Speed [km/h] (Section)	67.4 (L1000)
Race State	Finished



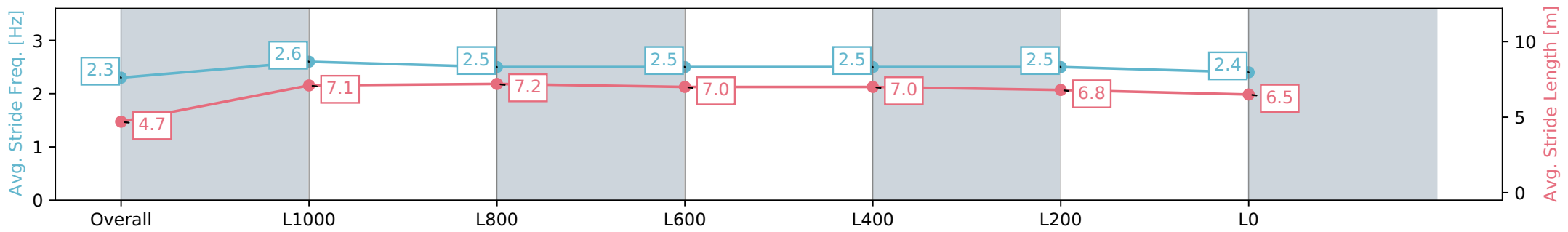
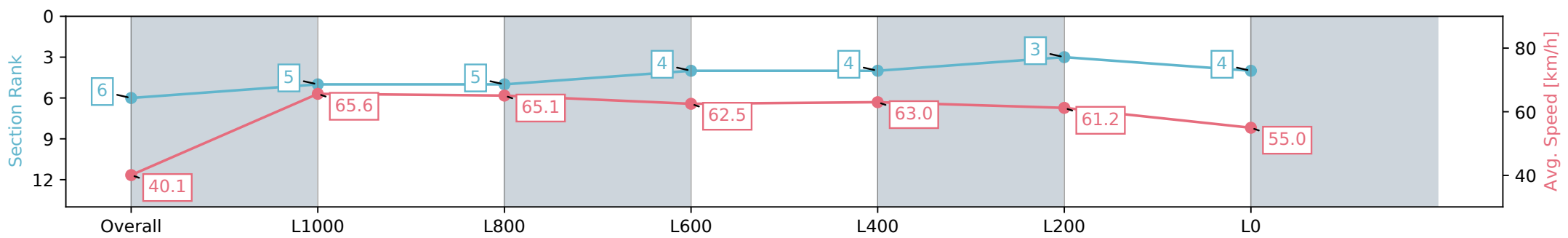
Morphettville Parks SA - Professional  
 Race 7: Adelaide Galvanising Industries Handicap (Heat of Adelaide in Autumn Series) - 1300m



06 April 2024 - 3:57PM

Track Rating: Good 4, Weather: Fine, Rail Position: +9m 1000m-W/ Post, +6m Remainder. Sectional 612m

Section	Overall	L1000	L800	L600	L400	L200	L0
Section Times	1:18.95 [6] (0:09.00)	1:09.95 [5] (0:10.96)	0:58.99 [5] (0:11.06)	0:47.93 [4] (0:11.57)	0:36.35 [4] (0:11.50)	0:24.85 [3] (0:11.75)	0:13.10 [4] (0:13.10)
Average Speed [km/h]	40.1	65.6	65.1	62.5	63.0	61.2	55.0
Top Speed [km/h]	61.8	67.3	67.4	64.4	63.6	63.2	59.1
Avg. Dist. to Rail [m]	2.8	1.1	0.8	1.6	1.3	0.1	0.2
Avg. Stride Freq. [Hz]	2.3	2.6	2.5	2.5	2.5	2.5	2.4
Avg. Stride Length [m]	4.7	7.1	7.2	7.0	7.0	6.8	6.5



Report Created: Sat 06 April 2024 18:29:25 GMT+11 (Note: Timing is based on positional data)

- [ ] Ranking at each section and finish
- :-:- No data available at this section
- NA No data available

Horse/Jockey Name	KNIGHTSTOWN
Finish Rank	7
Fastest Section Time (Section)	0:09.11 (Overall)
Top Speed [km/h] (Section)	66.5 (L1200)
Race State	Finished



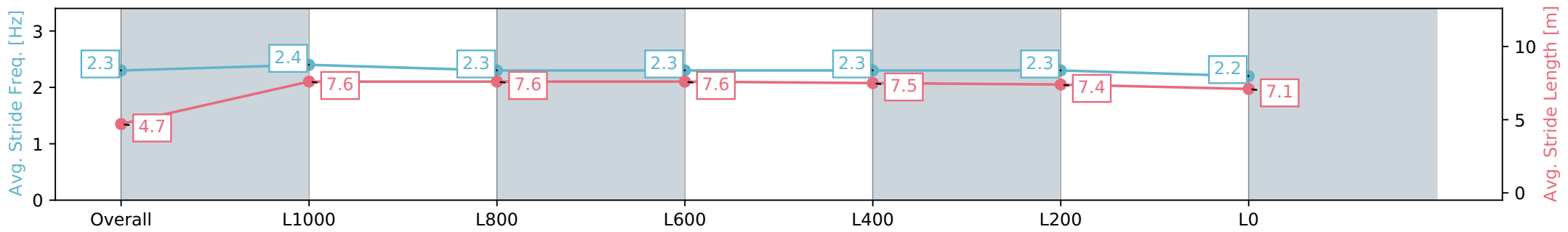
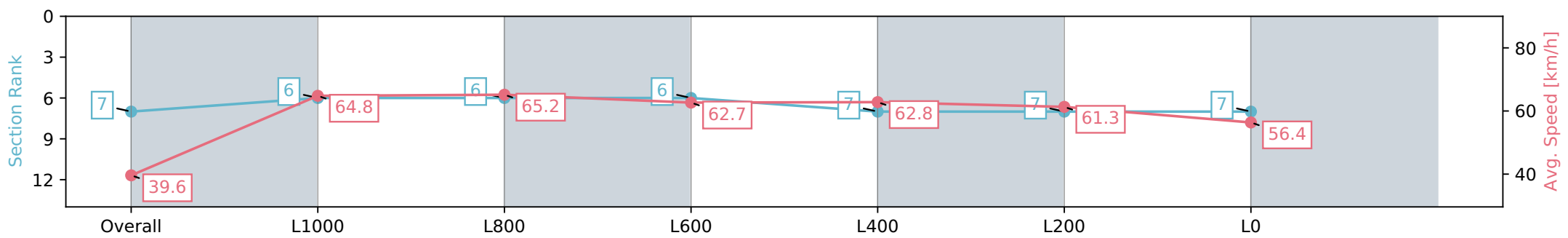
Morphettville Parks SA - Professional  
 Race 7: Adelaide Galvanising Industries Handicap (Heat of Adelaide in Autumn Series) - 1300m

06 April 2024 - 3:57PM



Track Rating: Good 4, Weather: Fine, Rail Position: +9m 1000m-W/ Post, +6m Remainder. Sectional 612m

Section	Overall	L1000	L800	L600	L400	L200	L0
Section Times	1:19.14 [7] (0:09.11)	1:10.03 [6] (0:11.08)	0:58.95 [6] (0:11.10)	0:47.85 [6] (0:11.63)	0:36.22 [7] (0:11.67)	0:24.55 [7] (0:11.79)	0:12.76 [7] (0:12.76)
Average Speed [km/h]	39.6	64.8	65.2	62.7	62.8	61.3	56.4
Top Speed [km/h]	61.7	66.5	66.2	65.9	63.9	62.4	59.4
Avg. Dist. to Rail [m]	4.2	1.6	1.6	3.1	3.3	1.5	2.0
Avg. Stride Freq. [Hz]	2.3	2.4	2.3	2.3	2.3	2.3	2.2
Avg. Stride Length [m]	4.7	7.6	7.6	7.6	7.5	7.4	7.1



Report Created: Sat 06 April 2024 18:29:28 GMT+11 (Note: Timing is based on positional data)

- [ ] Ranking at each section and finish
- :-:- No data available at this section
- NA No data available

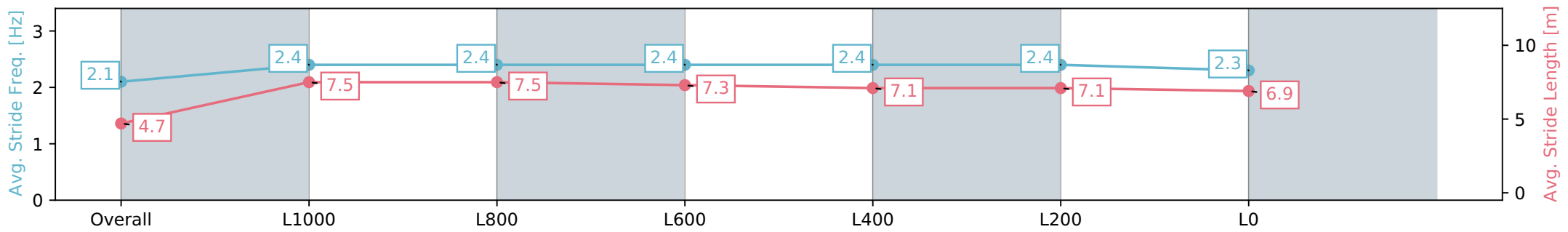
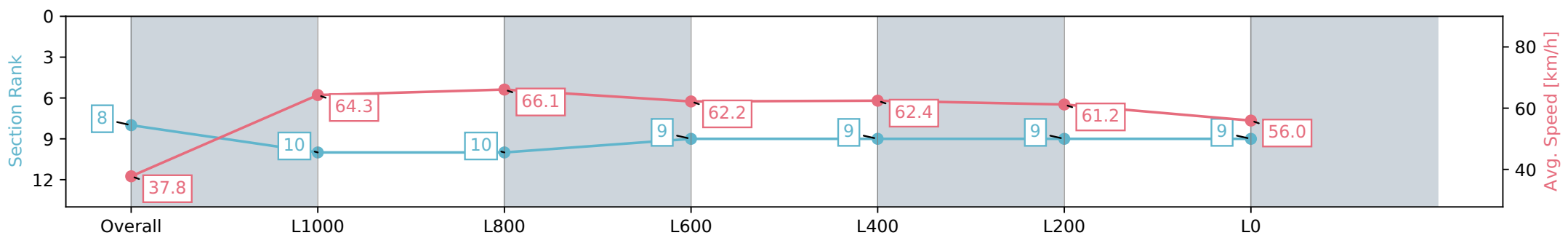
Horse/Jockey Name	FLIGHT DECK
Finish Rank	8
Fastest Section Time (Section)	0:09.54 (Overall)
Top Speed [km/h] (Section)	66.8 (L1000)
Race State	Finished



Morphettville Parks SA - Professional  
 Race 7: Adelaide Galvanising Industries Handicap (Heat of Adelaide in Autumn Series) - 1300m  
 06 April 2024 - 3:57PM  
 Track Rating: Good 4, Weather: Fine, Rail Position: +9m 1000m-W/ Post, +6m Remainder. Sectional 612m



Section	Overall	L1000	L800	L600	L400	L200	L0
Section Times	1:19.46 [8] (0:09.54)	1:09.92 [10] (0:11.19)	0:58.73 [10] (0:10.92)	0:47.81 [9] (0:11.60)	0:36.21 [9] (0:11.61)	0:24.60 [9] (0:11.76)	0:12.84 [9] (0:12.84)
Average Speed [km/h]	37.8	64.3	66.1	62.2	62.4	61.2	56.0
Top Speed [km/h]	61.8	66.2	66.8	64.2	64.2	63.5	59.3
Avg. Dist. to Rail [m]	7.7	1.0	0.8	1.1	1.1	0.5	0.8
Avg. Stride Freq. [Hz]	2.1	2.4	2.4	2.4	2.4	2.4	2.3
Avg. Stride Length [m]	4.7	7.5	7.5	7.3	7.1	7.1	6.9



Report Created: Sat 06 April 2024 18:29:31 GMT+11 (Note: Timing is based on positional data)

- [ ] Ranking at each section and finish
- :-:- No data available at this section
- NA No data available

Horse/Jockey Name	WHATSANAMEGEORGE
Finish Rank	9
Fastest Section Time (Section)	0:09.24 (Overall)
Top Speed [km/h] (Section)	66.5 (L1000)
Race State	Finished



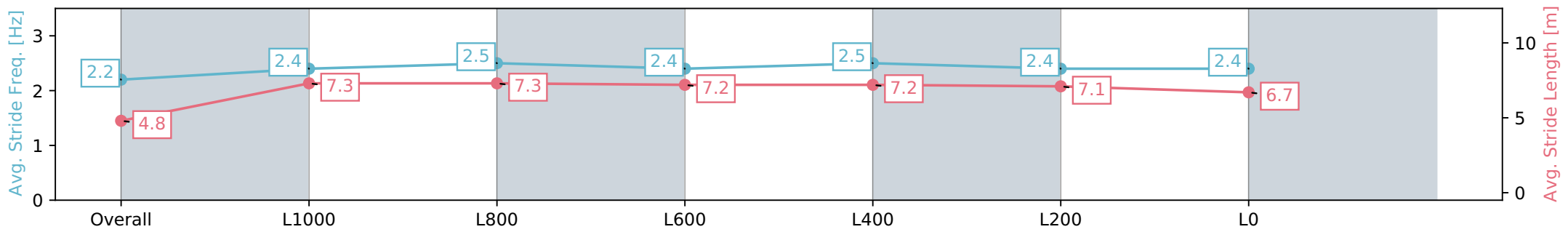
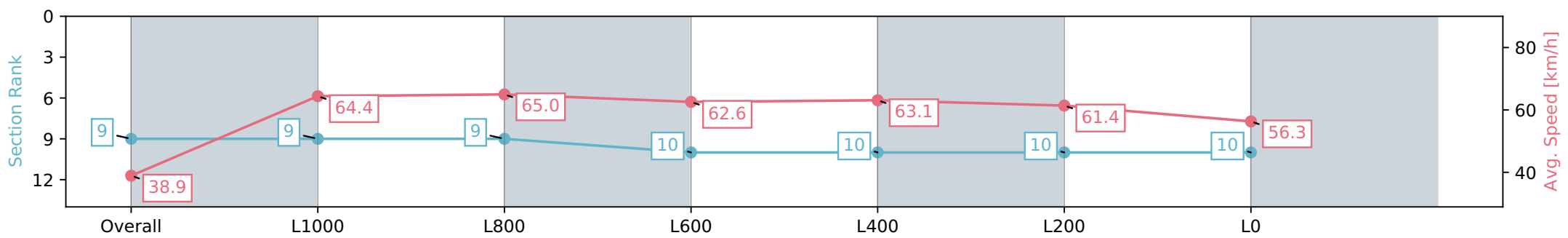
Morphettville Parks SA - Professional  
 Race 7: Adelaide Galvanising Industries Handicap (Heat of Adelaide in Autumn Series) - 1300m



06 April 2024 - 3:57PM

Track Rating: Good 4, Weather: Fine, Rail Position: +9m 1000m-W/ Post, +6m Remainder. Sectional 612m

Section	Overall	L1000	L800	L600	L400	L200	L0
Section Times	1:19.47 [9] (0:09.24)	1:10.23 [9] (0:11.19)	0:59.04 [9] (0:11.23)	0:47.81 [10] (0:11.61)	0:36.20 [10] (0:11.61)	0:24.59 [10] (0:11.78)	0:12.81 [10] (0:12.81)
Average Speed [km/h]	38.9	64.4	65.0	62.6	63.1	61.4	56.3
Top Speed [km/h]	61.1	65.5	66.5	64.6	64.2	62.4	59.0
Avg. Dist. to Rail [m]	7.2	2.7	2.9	3.4	3.3	2.4	3.6
Avg. Stride Freq. [Hz]	2.2	2.4	2.5	2.4	2.5	2.4	2.4
Avg. Stride Length [m]	4.8	7.3	7.3	7.2	7.2	7.1	6.7



Report Created: Sat 06 April 2024 18:29:34 GMT+11 (Note: Timing is based on positional data)

- [ ] Ranking at each section and finish
- :-:- No data available at this section
- NA No data available

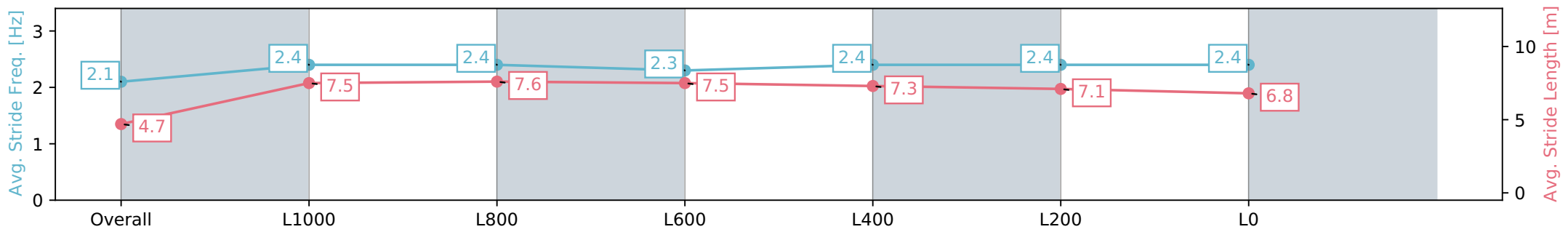
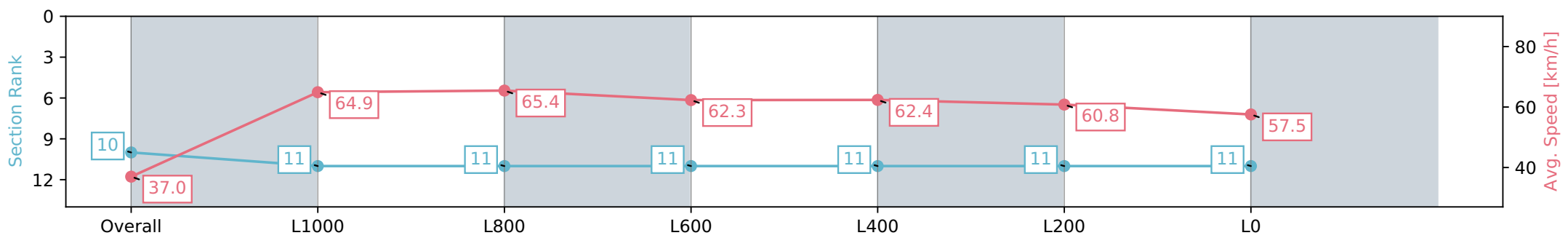
Horse/Jockey Name	MANHATTEN TIMES
Finish Rank	10
Fastest Section Time (Section)	0:09.73 (Overall)
Top Speed [km/h] (Section)	67.4 (L1000)
Race State	Finished



Morphettville Parks SA - Professional  
 Race 7: Adelaide Galvanising Industries Handicap (Heat of Adelaide in Autumn Series) - 1300m  
 06 April 2024 - 3:57PM  
 Track Rating: Good 4, Weather: Fine, Rail Position: +9m 1000m-W/ Post, +6m Remainder. Sectional 612m



Section	Overall	L1000	L800	L600	L400	L200	L0
Section Times	1:19.49 [10] (0:09.73)	1:09.76 [11] (0:11.10)	0:58.66 [11] (0:11.09)	0:47.57 [11] (0:11.54)	0:36.03 [11] (0:11.67)	0:24.36 [11] (0:11.84)	0:12.52 [11] (0:12.52)
Average Speed [km/h]	37.0	64.9	65.4	62.3	62.4	60.8	57.5
Top Speed [km/h]	60.3	66.8	67.4	67.1	64.1	63.9	59.6
Avg. Dist. to Rail [m]	7.6	1.4	1.3	1.3	1.3	1.4	5.1
Avg. Stride Freq. [Hz]	2.1	2.4	2.4	2.3	2.4	2.4	2.4
Avg. Stride Length [m]	4.7	7.5	7.6	7.5	7.3	7.1	6.8



Report Created: Sat 06 April 2024 18:29:37 GMT+11 (Note: Timing is based on positional data)

- [ ] Ranking at each section and finish
- :-:- No data available at this section
- NA No data available

Horse/Jockey Name	SHEARMAN DYER
Finish Rank	11
Fastest Section Time (Section)	0:09.15 (Overall)
Top Speed [km/h] (Section)	65.2 (L1000)
Race State	Finished



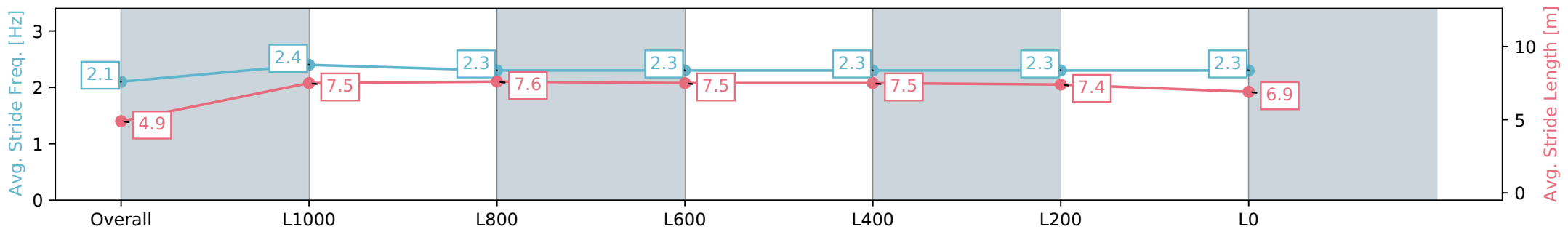
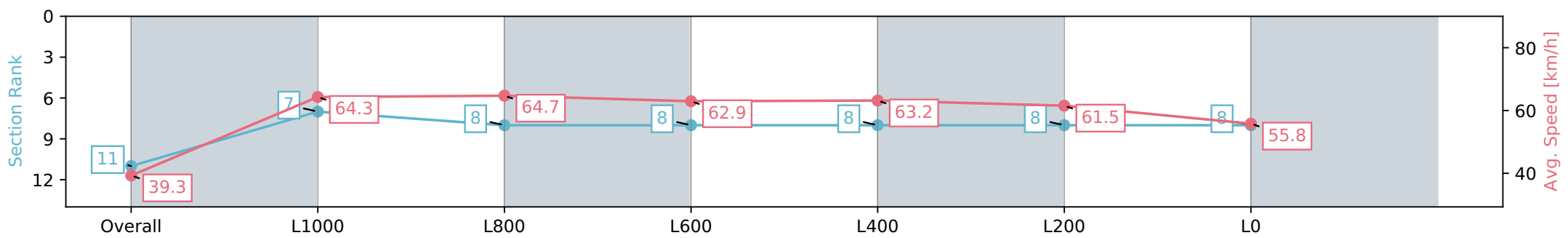
Morphettville Parks SA - Professional  
 Race 7: Adelaide Galvanising Industries Handicap (Heat of Adelaide in Autumn Series) - 1300m

06 April 2024 - 3:57PM



Track Rating: Good 4, Weather: Fine, Rail Position: +9m 1000m-W/ Post, +6m Remainder. Sectional 612m

Section	Overall	L1000	L800	L600	L400	L200	L0
Section Times	1:19.51 [11] (0:09.15)	1:10.36 [7] (0:11.22)	0:59.14 [8] (0:11.26)	0:47.88 [8] (0:11.54)	0:36.34 [8] (0:11.66)	0:24.68 [8] (0:11.77)	0:12.91 [8] (0:12.91)
Average Speed [km/h]	39.3	64.3	64.7	62.9	63.2	61.5	55.8
Top Speed [km/h]	60.8	65.0	65.2	64.9	63.9	63.0	58.8
Avg. Dist. to Rail [m]	9.8	3.4	2.6	3.6	4.1	3.0	4.7
Avg. Stride Freq. [Hz]	2.1	2.4	2.3	2.3	2.3	2.3	2.3
Avg. Stride Length [m]	4.9	7.5	7.6	7.5	7.5	7.4	6.9



Report Created: Sat 06 April 2024 18:29:40 GMT+11 (Note: Timing is based on positional data)

- [ ] Ranking at each section and finish
- :-:- No data available at this section
- NA No data available