



Morphettville Parks SA
Race 4: Sportsbet Bet With Mates Handicap (Heat of the Festival State Sprint Series) - 1000m
 06 April 2024 - 2:07PM



Track Rating: Good 4, Weather: Fine, Rail Position: +9m 1000m-W/Post, +6m
 Remainder. Sectional 612m

Section												Overall	L800	L600	L400	L200		
Field Times												0:58.54	0:44.78	0:34.22	0:23.19	0:11.77		
												(0:13.76)	(0:10.56)	(0:11.03)	(0:11.42)	(0:11.77)		
Position	#	Horse/Jockey	Barrier	Top Speed [km/h]	Fastest Section	First 400m							Margin	Distance Travelled From Winner [m]				
1	3	LOSESOMEWINMORE	3	68.9	0:10.75	0:25.07	0:58.54	0:44.22 [8]	0:33.47 [8]	0:22.57 [8]	0:11.47 [6]		0:58.54					
		Jake Toeroek		800-600	800-600		(0:14.32)	(0:10.75)	(0:10.90)	(0:11.10)	(0:11.47)							
2	4	SUNZOU	4	70.1	0:10.56	0:24.32	0:58.80	0:45.05 [1]	0:34.48 [1]	0:23.45 [1]	0:12.04 [1]		1.7L	-2				
		Rochelle Milnes		800-600	800-600		(0:13.75)	(0:10.56)	(0:11.03)	(0:11.41)	(0:12.04)							
3	8	EVERLY	8	70.5	0:10.61	0:24.66	0:58.89	0:44.84 [5]	0:34.23 [5]	0:23.19 [5]	0:11.88 [4]		2.2L	+0				
		Jacob Opperman		800-600	800-600		(0:14.05)	(0:10.61)	(0:11.04)	(0:11.31)	(0:11.88)							
4	2	STORYTELLER	2	69.5	0:10.78	0:24.91	0:59.06	0:44.93 [6]	0:34.15 [7]	0:23.20 [6]	0:11.99 [7]		3.3L	+0				
		Todd Pannell		800-600	800-600		(0:14.13)	(0:10.78)	(0:10.95)	(0:11.21)	(0:11.99)							
5	1	ARTISTIC GENIUS	1	70.1	0:10.61	0:24.56	0:59.20	0:45.24 [3]	0:34.63 [4]	0:23.65 [4]	0:12.29 [3]		4.2L	-1				
		Jason Holder		800-600	800-600		(0:13.96)	(0:10.61)	(0:10.98)	(0:11.36)	(0:12.28)							
6	6	MINTULEE	6	70.1	0:10.60	0:24.51	0:59.23	0:45.32 [2]	0:34.72 [2]	0:23.77 [2]	0:12.38 [2]		4.4L	-2				
		Alana Livesey		800-600	800-600		(0:13.91)	(0:10.60)	(0:10.95)	(0:11.39)	(0:12.38)							
7	7	ANNIE'S ROSE	7	69.3	0:10.74	0:24.88	0:59.28	0:45.14 [7]	0:34.40 [6]	0:23.32 [7]	0:11.84 [8]		4.7L	+2				
		Carleen Hefel		800-600	800-600		(0:14.14)	(0:10.74)	(0:11.08)	(0:11.48)	(0:11.84)							
8	5	KAIDO	5	71.9	0:10.50	0:24.53	0:59.74	0:45.71 [4]	0:35.21 [3]	0:24.26 [3]	0:12.69 [5]		7.7L	+1				
		Samuel Payne		800-600	800-600		(0:14.03)	(0:10.50)	(0:10.95)	(0:11.56)	(0:12.69)							

- [] Position in running at each section and finish
- # Saddle cloth number
- :-:- No data available at this section
- Background shading for fastest section
- NA No data available

Horse/Jockey Name	LOSESOMEWINMORE
Finish Rank	1
Fastest Section Time (Section)	0:10.75 (L800)
Top Speed [km/h] (Section)	68.9 (L800)
Race State	Finished



Morphettville Parks SA - Professional

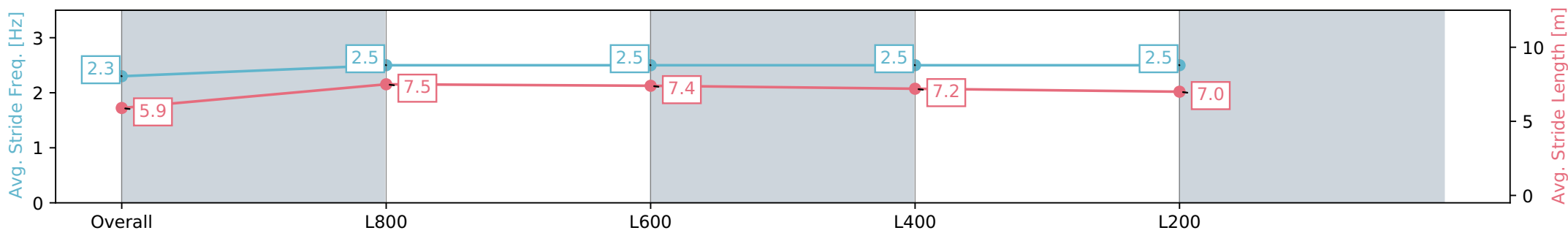
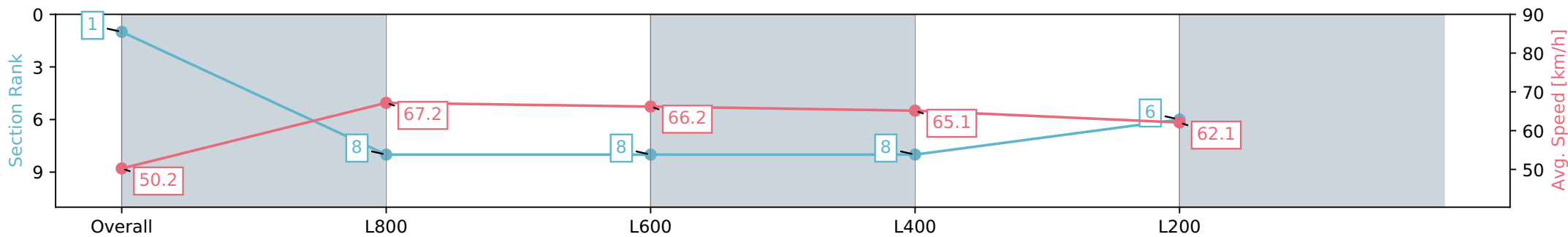
Race 4: Sportsbet Bet With Mates Handicap (Heat of the Festival State Sprint Series) - 1000m

06 April 2024 - 2:07PM

Track Rating: Good 4, Weather: Fine, Rail Position: +9m 1000m-W/ Post, +6m Remainder. Sectional 612m



Section	Overall	L1000	L800	L600	L400
Section Times	0:58.54 [1] (0:14.32)	0:44.22 [8] (0:10.75)	0:33.47 [8] (0:10.90)	0:22.57 [8] (0:11.10)	0:11.47 [6] (0:11.47)
Average Speed [km/h]	50.2	67.2	66.2	65.1	62.1
Top Speed [km/h]	67.9	68.9	67.6	66.2	64.4
Avg. Dist. to Rail [m]	5.0	0.9	0.4	4.0	5.3
Avg. Stride Freq. [Hz]	2.3	2.5	2.5	2.5	2.5
Avg. Stride Length [m]	5.9	7.5	7.4	7.2	7.0



Report Created: Sat 06 April 2024 14:59:12 GMT+11 (Note: Timing is based on positional data)

- [] Ranking at each section and finish
- :-:- No data available at this section
- NA No data available

Horse/Jockey Name	SUNZOU
Finish Rank	2
Fastest Section Time (Section)	0:10.56 (L800)
Top Speed [km/h] (Section)	70.1 (L800)
Race State	Finished



Morphettville Parks SA - Professional

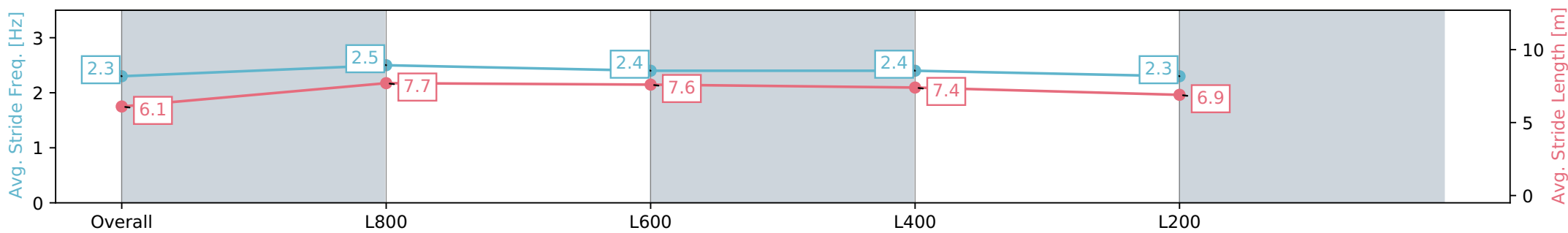
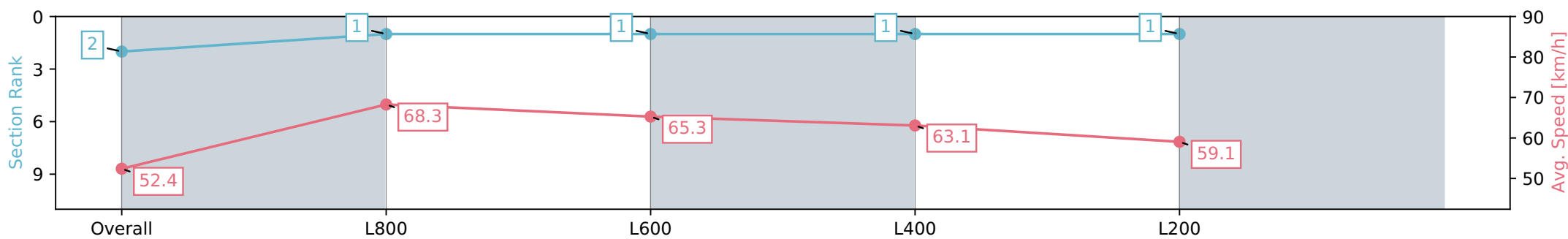
Race 4: Sportsbet Bet With Mates Handicap (Heat of the Festival State Sprint Series) - 1000m

06 April 2024 - 2:07PM

Track Rating: Good 4, Weather: Fine, Rail Position: +9m 1000m-W/ Post, +6m Remainder. Sectional 612m



Section	Overall	L1000	L800	L600	L400
Section Times	0:58.80 [2] (0:13.75)	0:45.05 [1] (0:10.56)	0:34.48 [1] (0:11.03)	0:23.45 [1] (0:11.41)	0:12.04 [1] (0:12.04)
Average Speed [km/h]	52.4	68.3	65.3	63.1	59.1
Top Speed [km/h]	70.0	70.1	67.4	64.4	61.2
Avg. Dist. to Rail [m]	4.1	1.0	0.2	0.3	0.5
Avg. Stride Freq. [Hz]	2.3	2.5	2.4	2.4	2.3
Avg. Stride Length [m]	6.1	7.7	7.6	7.4	6.9



Report Created: Sat 06 April 2024 14:59:15 GMT+11 (Note: Timing is based on positional data)

- [] Ranking at each section and finish
- :-:- No data available at this section
- NA No data available

Horse/Jockey Name	EVERLY
Finish Rank	3
Fastest Section Time (Section)	0:10.61 (L800)
Top Speed [km/h] (Section)	70.5 (L800)
Race State	Finished



Morphettville Parks SA - Professional

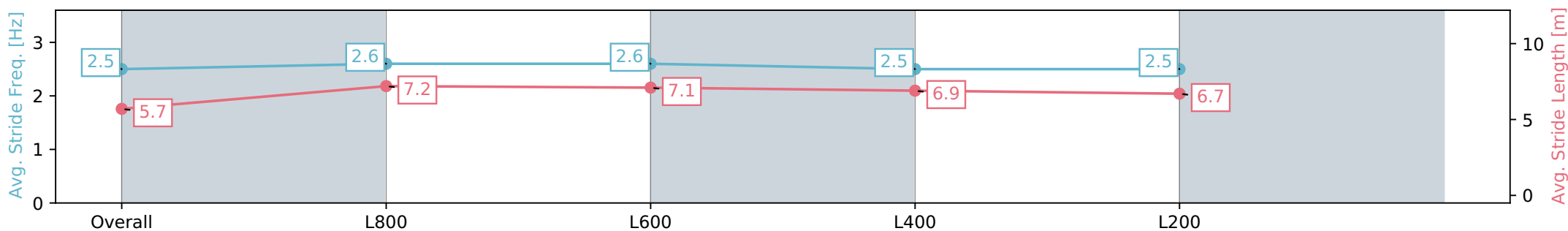
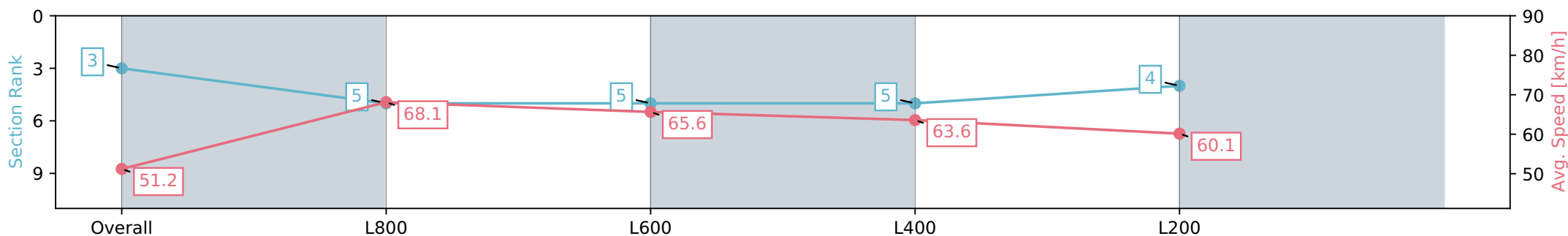
Race 4: Sportsbet Bet With Mates Handicap (Heat of the Festival State Sprint Series) - 1000m

06 April 2024 - 2:07PM

Track Rating: Good 4, Weather: Fine, Rail Position: +9m 1000m-W/ Post, +6m Remainder. Sectional 612m



Section	Overall	L1000	L800	L600	L400
Section Times	0:58.89 [3] (0:14.05)	0:44.84 [5] (0:10.61)	0:34.23 [5] (0:11.04)	0:23.19 [5] (0:11.31)	0:11.88 [4] (0:11.88)
Average Speed [km/h]	51.2	68.1	65.6	63.6	60.1
Top Speed [km/h]	69.4	70.5	66.9	65.6	62.7
Avg. Dist. to Rail [m]	4.0	1.2	1.1	0.2	0.3
Avg. Stride Freq. [Hz]	2.5	2.6	2.6	2.5	2.5
Avg. Stride Length [m]	5.7	7.2	7.1	6.9	6.7



Report Created: Sat 06 April 2024 14:59:17 GMT+11 (Note: Timing is based on positional data)

- [] Ranking at each section and finish
- :-:- No data available at this section
- NA No data available

Horse/Jockey Name	STORYTELLER
Finish Rank	4
Fastest Section Time (Section)	0:10.78 (L800)
Top Speed [km/h] (Section)	69.5 (L800)
Race State	Finished



Morphettville Parks SA - Professional

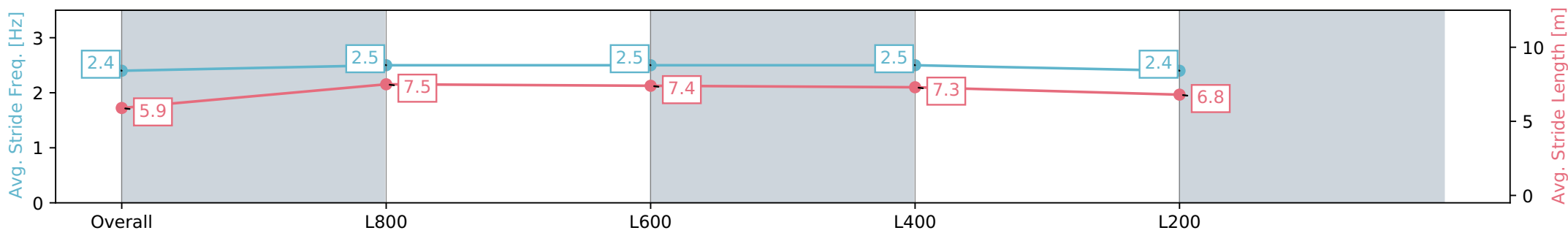
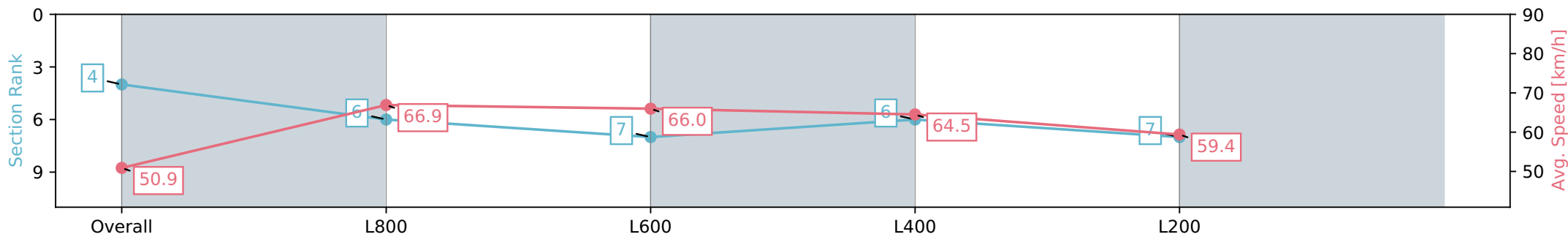
Race 4: Sportsbet Bet With Mates Handicap (Heat of the Festival State Sprint Series) - 1000m

06 April 2024 - 2:07PM

Track Rating: Good 4, Weather: Fine, Rail Position: +9m 1000m-W/ Post, +6m Remainder. Sectional 612m



Section	Overall	L1000	L800	L600	L400
Section Times	0:59.06 [4] (0:14.13)	0:44.93 [6] (0:10.78)	0:34.15 [7] (0:10.95)	0:23.20 [6] (0:11.21)	0:11.99 [7] (0:11.99)
Average Speed [km/h]	50.9	66.9	66.0	64.5	59.4
Top Speed [km/h]	69.4	69.5	67.9	65.5	62.6
Avg. Dist. to Rail [m]	2.1	0.9	0.6	3.2	4.9
Avg. Stride Freq. [Hz]	2.4	2.5	2.5	2.5	2.4
Avg. Stride Length [m]	5.9	7.5	7.4	7.3	6.8



Report Created: Sat 06 April 2024 14:59:19 GMT+11 (Note: Timing is based on positional data)

- [] Ranking at each section and finish
- :-:- No data available at this section
- NA No data available



Horse/Jockey Name	ARTISTIC GENIUS
Finish Rank	5
Fastest Section Time (Section)	0:10.61 (L800)
Top Speed [km/h] (Section)	70.1 (L800)
Race State	Finished



Morphettville Parks SA - Professional

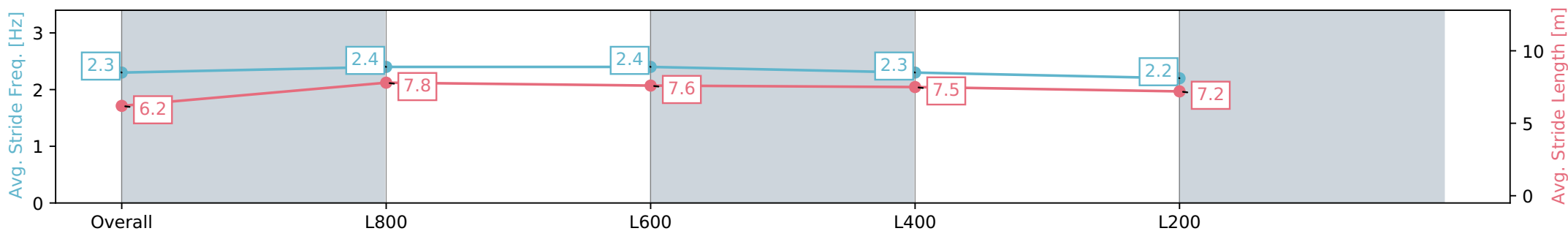
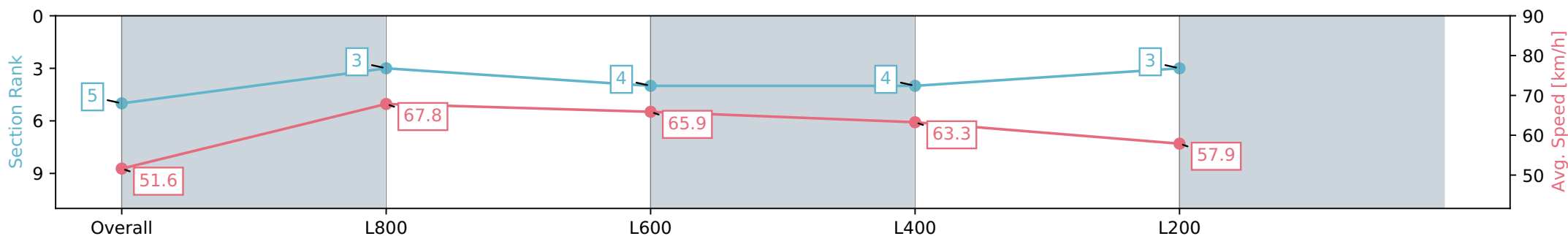
Race 4: Sportsbet Bet With Mates Handicap (Heat of the Festival State Sprint Series) - 1000m

06 April 2024 - 2:07PM

Track Rating: Good 4, Weather: Fine, Rail Position: +9m 1000m-W/ Post, +6m Remainder. Sectional 612m



Section	Overall	L1000	L800	L600	L400
Section Times	0:59.20 [5] (0:13.96)	0:45.24 [3] (0:10.61)	0:34.63 [4] (0:10.98)	0:23.65 [4] (0:11.36)	0:12.29 [3] (0:12.28)
Average Speed [km/h]	51.6	67.8	65.9	63.3	57.9
Top Speed [km/h]	69.5	70.1	67.6	65.3	61.3
Avg. Dist. to Rail [m]	3.1	0.7	0.7	0.9	1.1
Avg. Stride Freq. [Hz]	2.3	2.4	2.4	2.3	2.2
Avg. Stride Length [m]	6.2	7.8	7.6	7.5	7.2



Report Created: Sat 06 April 2024 14:59:21 GMT+11 (Note: Timing is based on positional data)

- [] Ranking at each section and finish
- :-:- No data available at this section
- NA No data available

Horse/Jockey Name	MINTULEE
Finish Rank	6
Fastest Section Time (Section)	0:10.60 (L800)
Top Speed [km/h] (Section)	70.1 (L800)
Race State	Finished



Morphettville Parks SA - Professional

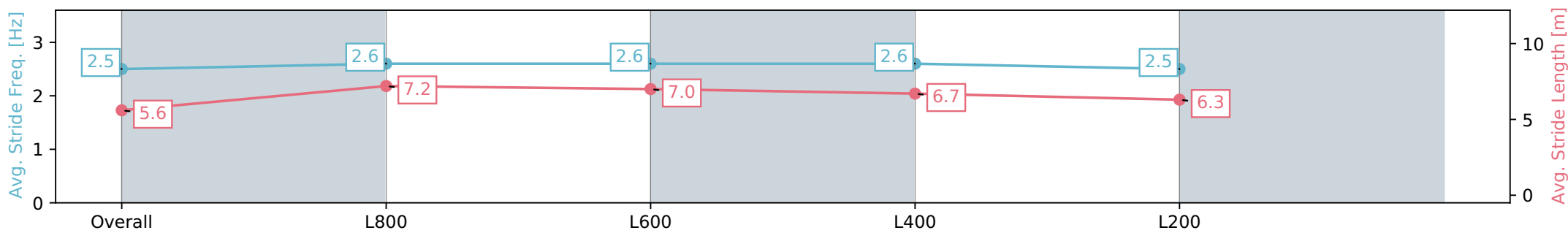
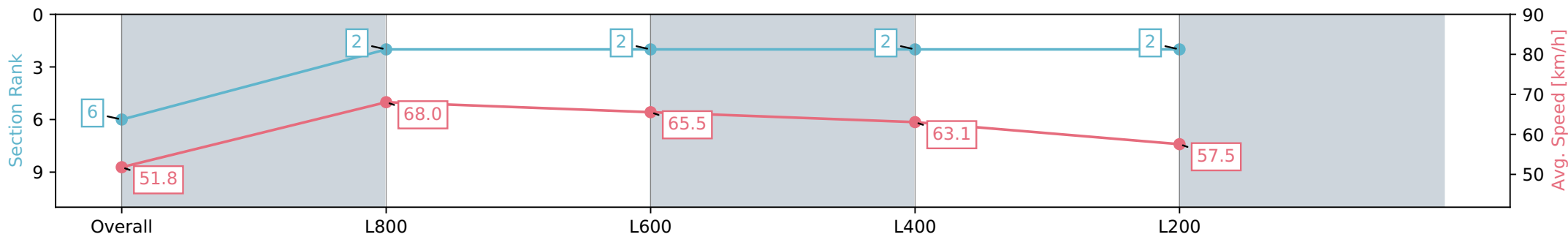
Race 4: Sportsbet Bet With Mates Handicap (Heat of the Festival State Sprint Series) - 1000m

06 April 2024 - 2:07PM

Track Rating: Good 4, Weather: Fine, Rail Position: +9m 1000m-W/ Post, +6m Remainder. Sectional 612m



Section	Overall	L1000	L800	L600	L400
Section Times	0:59.23 [6] (0:13.91)	0:45.32 [2] (0:10.60)	0:34.72 [2] (0:10.95)	0:23.77 [2] (0:11.39)	0:12.38 [2] (0:12.38)
Average Speed [km/h]	51.8	68.0	65.5	63.1	57.5
Top Speed [km/h]	69.3	70.1	67.1	65.0	61.0
Avg. Dist. to Rail [m]	4.9	1.1	0.6	0.8	1.7
Avg. Stride Freq. [Hz]	2.5	2.6	2.6	2.6	2.5
Avg. Stride Length [m]	5.6	7.2	7.0	6.7	6.3



Report Created: Sat 06 April 2024 14:59:24 GMT+11 (Note: Timing is based on positional data)

- [] Ranking at each section and finish
- :-:- No data available at this section
- NA No data available



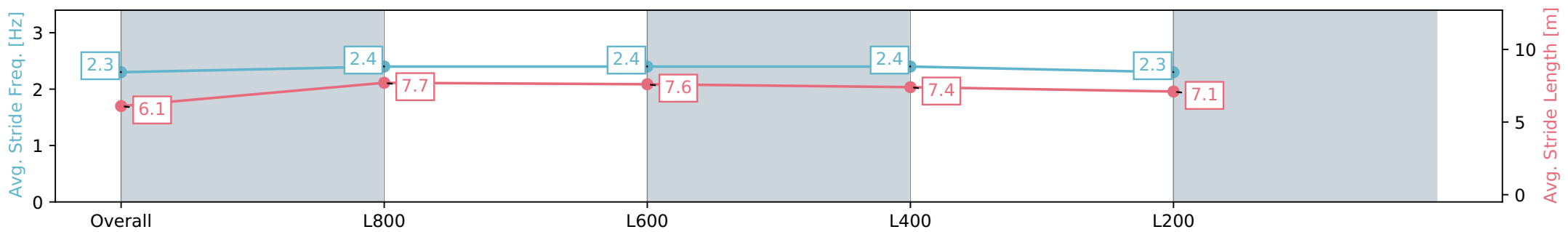
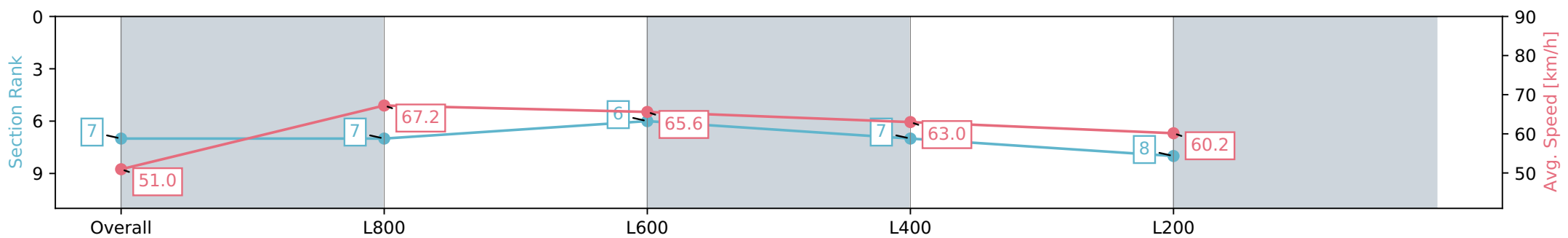
Horse/Jockey Name	ANNIE'S ROSE
Finish Rank	7
Fastest Section Time (Section)	0:10.74 (L800)
Top Speed [km/h] (Section)	69.3 (L800)
Race State	Finished



Morphettville Parks SA - Professional
 Race 4: Sportsbet Bet With Mates Handicap (Heat of the Festival State Sprint Series) - 1000m
 06 April 2024 - 2:07PM
 Track Rating: Good 4, Weather: Fine, Rail Position: +9m 1000m-W/ Post, +6m Remainder. Sectional 612m



Section	Overall	L1000	L800	L600	L400
Section Times	0:59.28 [7] (0:14.14)	0:45.14 [7] (0:10.74)	0:34.40 [6] (0:11.08)	0:23.32 [7] (0:11.48)	0:11.84 [8] (0:11.84)
Average Speed [km/h]	51.0	67.2	65.6	63.0	60.2
Top Speed [km/h]	68.4	69.3	66.6	64.4	62.0
Avg. Dist. to Rail [m]	3.1	1.4	1.7	4.0	4.4
Avg. Stride Freq. [Hz]	2.3	2.4	2.4	2.4	2.3
Avg. Stride Length [m]	6.1	7.7	7.6	7.4	7.1



Report Created: Sat 06 April 2024 14:59:26 GMT+11 (Note: Timing is based on positional data)

- [] Ranking at each section and finish
- :-:- No data available at this section
- NA No data available

Horse/Jockey Name	KAIDO
Finish Rank	8
Fastest Section Time (Section)	0:10.50 (L800)
Top Speed [km/h] (Section)	71.9 (L800)
Race State	Finished



Morphettville Parks SA - Professional

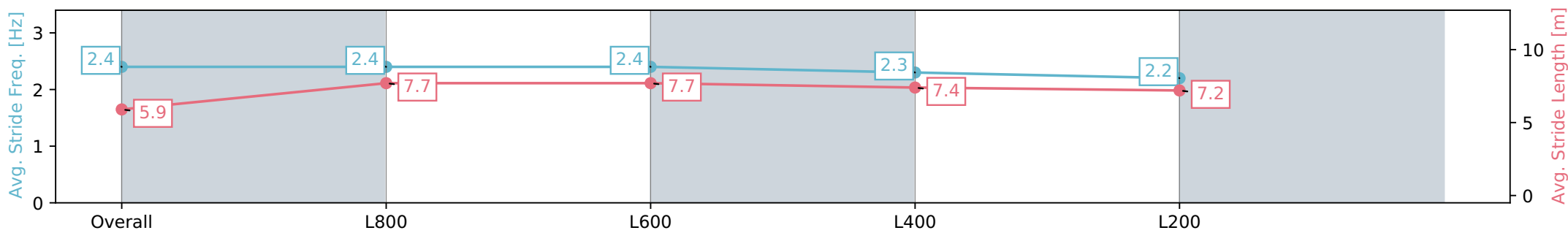
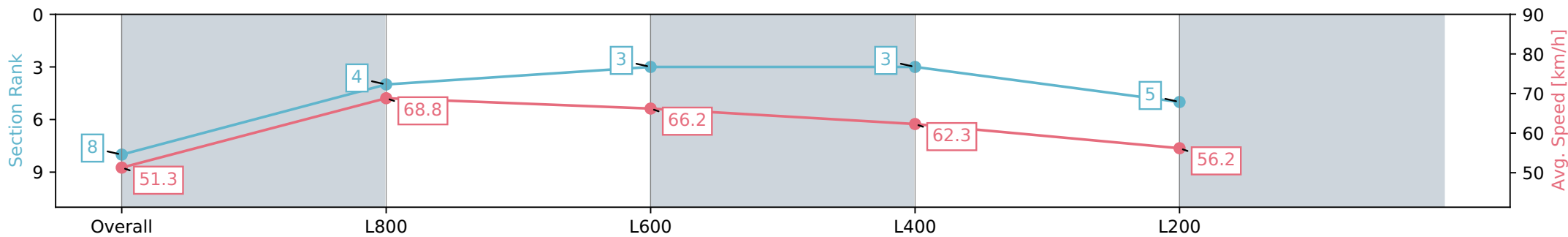
Race 4: Sportsbet Bet With Mates Handicap (Heat of the Festival State Sprint Series) - 1000m

06 April 2024 - 2:07PM

Track Rating: Good 4, Weather: Fine, Rail Position: +9m 1000m-W/ Post, +6m Remainder. Sectional 612m



Section	Overall	L1000	L800	L600	L400
Section Times	0:59.74 [8] (0:14.03)	0:45.71 [4] (0:10.50)	0:35.21 [3] (0:10.95)	0:24.26 [3] (0:11.56)	0:12.69 [5] (0:12.69)
Average Speed [km/h]	51.3	68.8	66.2	62.3	56.2
Top Speed [km/h]	71.9	71.9	67.9	65.5	60.2
Avg. Dist. to Rail [m]	5.9	2.1	1.1	2.3	2.8
Avg. Stride Freq. [Hz]	2.4	2.4	2.4	2.3	2.2
Avg. Stride Length [m]	5.9	7.7	7.7	7.4	7.2



Report Created: Sat 06 April 2024 14:59:29 GMT+11 (Note: Timing is based on positional data)

- [] Ranking at each section and finish
- :-:- No data available at this section
- NA No data available