



Morphettville Parks SA  
 Race 1: Dominant Handicap - 2250m  
 06 April 2024 - 12:23PM



Track Rating: Good 4, Weather: Fine, Rail Position: +9m 1000m-W/Post, +6m  
 Remainder. Sectional 612m

Section								Overall	L2000	L1800	L1600	L1400	L1200		
Field Times								2:26.66 (0:20.97)	2:05.69 (0:12.76)	1:52.93 (0:13.18)	1:39.74 (0:13.19)	1:26.55 (0:13.13)	1:13.42 (0:13.08)		
Position	#	Horse/Jockey	Barrier	Top Speed [km/h]	Fastest Section	First 400m								Distance Travelled From Winner [m]	
1	4	<b>DISAGREEABLE MISS</b> Kayla Crowther	4	62.8 600-400	0:11.63 600-400	0:31.00	2:26.66 (0:21.25)	2:05.41 [3] (0:13.00)	1:52.41 [3] (0:13.21)	1:39.20 [3] (0:13.10)	1:26.10 [3] (0:13.24)	1:12.86 [4] (0:13.07)			
2	5	<b>CRIMSON VINE</b> Jacob Opperman	5	63.3 600-400	0:11.60 600-400	0:30.75	2:26.74 (0:21.15)	2:05.59 [2] (0:12.78)	1:52.81 [2] (0:13.16)	1:39.65 [2] (0:13.15)	1:26.50 [2] (0:13.18)	1:13.32 [2] (0:13.00)		-2	
3	6	<b>MASTER OF ZERPRISE</b> Stacey Metcalfe	6	62.0 600-400	0:11.90 600-400	0:31.48	2:27.36 (0:21.59)	2:05.77 [4] (0:13.19)	1:52.58 [5] (0:13.03)	1:39.55 [5] (0:13.09)	1:26.46 [5] (0:13.22)	1:13.24 [5] (0:13.00)		+3	
4	2	<b>SHAKESPEARE</b> Jake Toeroek	2	61.5 600-400	0:11.82 800-600	0:30.49	2:27.71 (0:20.97)	2:06.74 [1] (0:12.76)	1:53.98 [1] (0:13.18)	1:40.80 [1] (0:13.19)	1:27.61 [1] (0:13.14)	1:14.47 [1] (0:13.08)		-4	

Scratched: Cheval Savant (#3)  
 Did Not Finish: Canford (#1)

- [ ] Position in running at each section and finish
- # Saddle cloth number
- :--:- No data available at this section
- Background shading for fastest section
- NA No data available



Morphettville Parks SA  
 Race 1: Dominant Handicap - 2250m  
 06 April 2024 - 12:23PM



Track Rating: Good 4, Weather: Fine, Rail Position: +9m 1000m-W/Post, +6m  
 Remainder. Sectional 612m

Section														
Field Times														
		L1000	L800	L600	L400	L200								
		1:00.34	0:48.13	0:36.31	0:24.68	0:12.60								
		(0:12.21)	(0:11.82)	(0:11.63)	(0:12.08)	(0:12.60)								
Position	#	Horse/Jockey	Barrier	Top Speed [km/h]	Fastest Section	First 400m						Margin	Distance Travelled From Winner [m]	
1	4	<b>DISAGREEABLE MISS</b>	4	62.8	0:11.63	0:31.00	0:59.79 [4]	0:47.62 [4]	0:35.73 [3]	0:24.10 [3]	0:12.35 [2]	2:26.66		
		Kayla Crowther		600-400	600-400		(0:12.17)	(0:11.89)	(0:11.63)	(0:11.75)	(0:12.35)			
2	5	<b>CRIMSON VINE</b>	5	63.3	0:11.60	0:30.75	1:00.32 [2]	0:48.12 [2]	0:36.37 [2]	0:24.77 [1]	0:12.69 [1]	0.08L		-2
		Jacob Opperman		600-400	600-400		(0:12.20)	(0:11.75)	(0:11.60)	(0:12.08)	(0:12.69)			
3	6	<b>MASTER OF ZERPRISE</b>	6	62.0	0:11.90	0:31.48	1:00.24 [5]	0:48.10 [5]	0:36.10 [4]	0:24.20 [4]	0:12.27 [4]	0.62L		+3
		Stacey Metcalfe		600-400	600-400		(0:12.14)	(0:12.00)	(0:11.90)	(0:11.93)	(0:12.27)			
4	2	<b>SHAKESPEARE</b>	2	61.5	0:11.82	0:30.49	1:01.39 [1]	0:49.18 [1]	0:37.36 [1]	0:25.49 [2]	0:13.11 [3]	0.35L		-4
		Jake Toeroek		600-400	800-600		(0:12.21)	(0:11.82)	(0:11.87)	(0:12.38)	(0:13.11)			

Scratched: Cheval Savant (#3)  
 Did Not Finish: Canford (#1)

- [ ] Position in running at each section and finish
- # Saddle cloth number
- :-:- No data available at this section
- Background shading for fastest section
- NA No data available

Horse/Jockey Name	DISAGREEABLE MISS
Finish Rank	1
Fastest Section Time (Section)	0:11.63 (L600)
Top Speed [km/h] (Section)	62.8 (L600)
Race State	Finished



Morphettville Parks SA - Professional

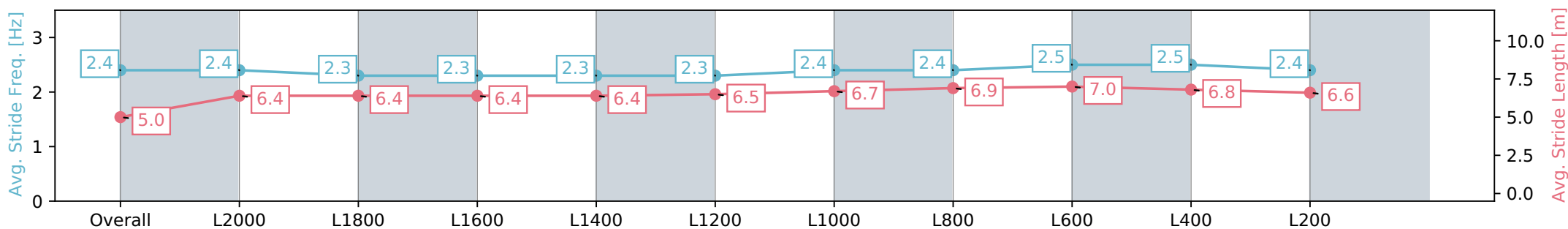
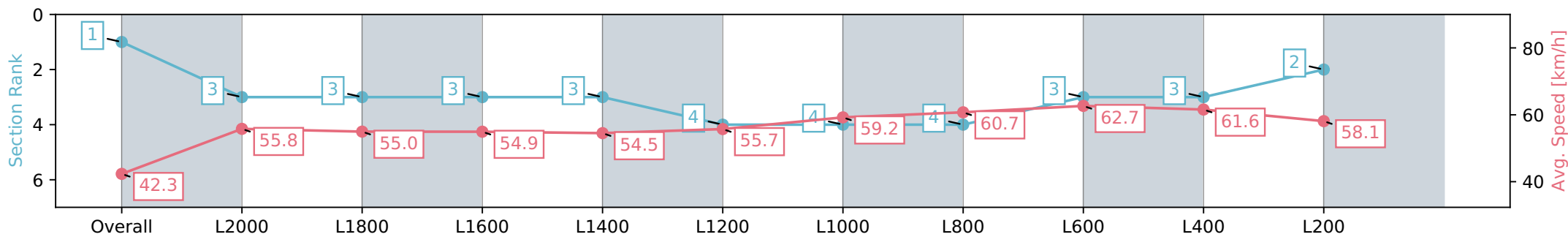
Race 1: Dominant Handicap - 2250m

06 April 2024 - 12:23PM

Track Rating: Good 4, Weather: Fine, Rail Position: +9m 1000m-W/  
Post, +6m Remainder. Sectional 612m



Section	Overall	L2000	L1800	L1600	L1400	L1200	L1000	L800	L600	L400	L200
Section Times	2:26.66 [1] (0:21.25)	2:05.41 [3] (0:13.00)	1:52.41 [3] (0:13.21)	1:39.20 [3] (0:13.10)	1:26.10 [3] (0:13.24)	1:12.86 [4] (0:13.07)	0:59.79 [4] (0:12.17)	0:47.62 [4] (0:11.89)	0:35.73 [3] (0:11.63)	0:24.10 [3] (0:11.75)	0:12.35 [2] (0:12.35)
Average Speed [km/h]	42.3	55.8	55.0	54.9	54.5	55.7	59.2	60.7	62.7	61.6	58.1
Top Speed [km/h]	57.6	57.4	55.8	55.6	55.8	56.6	60.9	62.5	62.8	62.4	60.8
Avg. Dist. to Rail [m]	6.2	1.7	1.2	1.2	1.1	2.1	1.8	1.6	2.1	3.8	5.5
Avg. Stride Freq. [Hz]	2.4	2.4	2.3	2.3	2.3	2.3	2.4	2.4	2.5	2.5	2.4
Avg. Stride Length [m]	5.0	6.4	6.4	6.4	6.4	6.4	6.5	6.7	6.9	7.0	6.6



Report Created: Sat 06 April 2024 13:05:46 GMT+11 (Note: Timing is based on positional data)

- [ ] Ranking at each section and finish
- :-:- No data available at this section
- NA No data available

Horse/Jockey Name	CRIMSON VINE
Finish Rank	2
Fastest Section Time (Section)	0:11.60 (L600)
Top Speed [km/h] (Section)	63.3 (L600)
Race State	Finished



Morphettville Parks SA - Professional

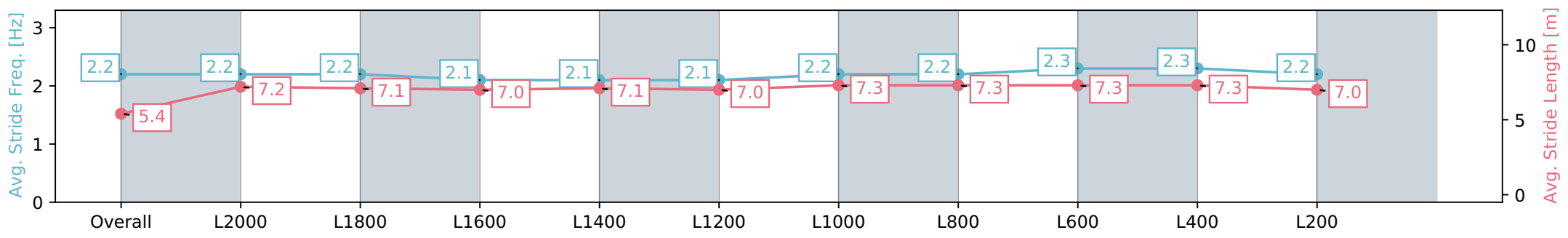
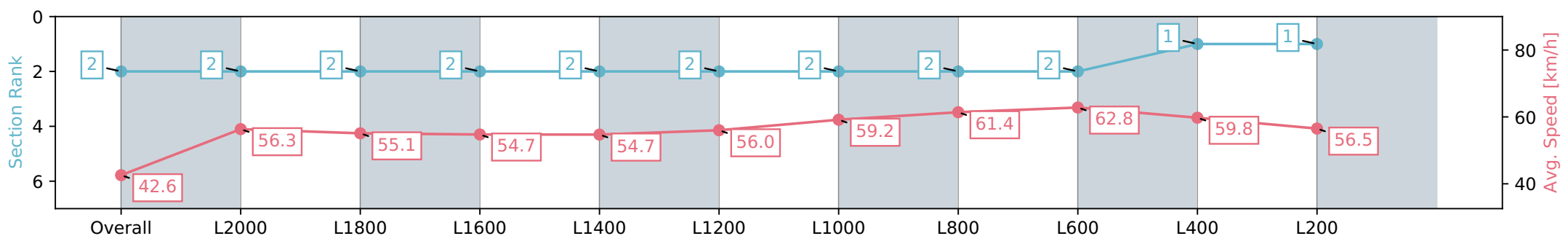
Race 1: Dominant Handicap - 2250m

06 April 2024 - 12:23PM

Track Rating: Good 4, Weather: Fine, Rail Position: +9m 1000m-W/  
Post, +6m Remainder. Sectional 612m



Section	Overall	L2000	L1800	L1600	L1400	L1200	L1000	L800	L600	L400	L200
Section Times	2:26.74 [2] (0:21.15)	2:05.59 [2] (0:12.78)	1:52.81 [2] (0:13.16)	1:39.65 [2] (0:13.15)	1:26.50 [2] (0:13.18)	1:13.32 [2] (0:13.00)	1:00.32 [2] (0:12.20)	0:48.12 [2] (0:11.75)	0:36.37 [2] (0:11.60)	0:24.77 [1] (0:12.08)	0:12.69 [1] (0:12.69)
Average Speed [km/h]	42.6	56.3	55.1	54.7	54.7	56.0	59.2	61.4	62.8	59.8	56.5
Top Speed [km/h]	59.1	57.2	55.7	55.4	55.6	56.4	60.4	62.6	63.3	61.2	57.8
Avg. Dist. to Rail [m]	4.1	1.0	1.0	1.2	1.2	2.1	1.9	1.6	1.7	2.0	3.5
Avg. Stride Freq. [Hz]	2.2	2.2	2.2	2.1	2.1	2.1	2.2	2.2	2.3	2.3	2.2
Avg. Stride Length [m]	5.4	7.2	7.1	7.0	7.1	7.0	7.3	7.3	7.3	7.3	7.0



Report Created: Sat 06 April 2024 13:05:51 GMT+11 (Note: Timing is based on positional data)

- [ ] Ranking at each section and finish
- :-:- No data available at this section
- NA No data available



Horse/Jockey Name	MASTER OF ZERPRISE
Finish Rank	3
Fastest Section Time (Section)	0:11.90 (L600)
Top Speed [km/h] (Section)	62.0 (L600)
Race State	Finished



Morphettville Parks SA - Professional

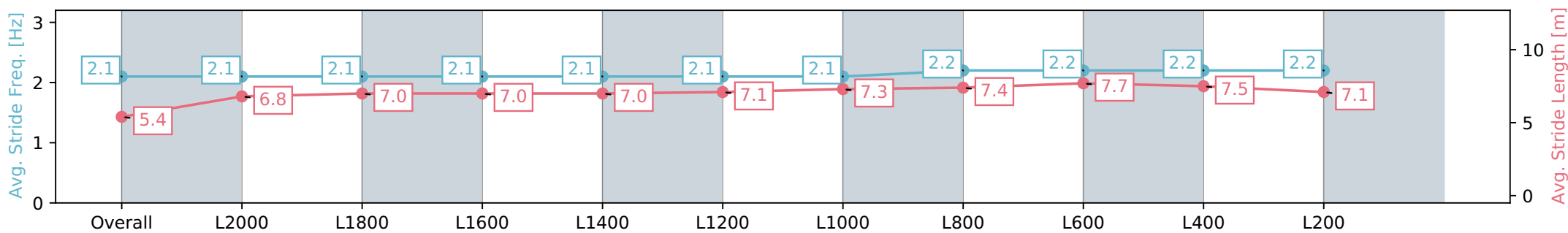
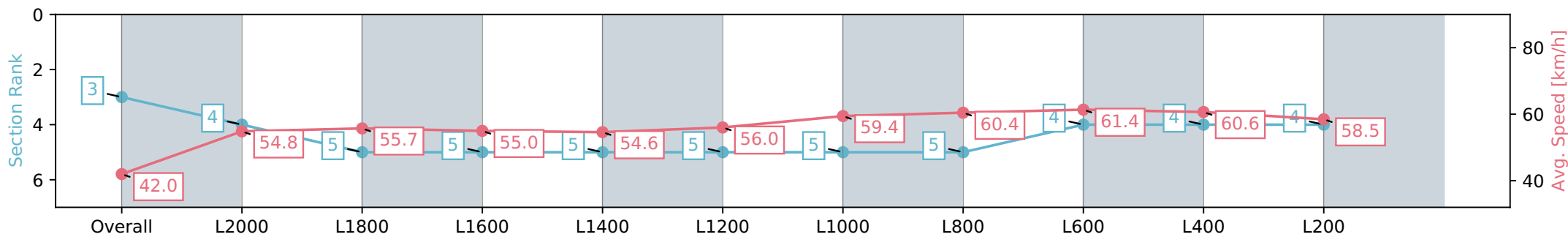
Race 1: Dominant Handicap - 2250m

06 April 2024 - 12:23PM

Track Rating: Good 4, Weather: Fine, Rail Position: +9m 1000m-W/  
Post, +6m Remainder. Sectional 612m



Section	Overall	L2000	L1800	L1600	L1400	L1200	L1000	L800	L600	L400	L200
Section Times	2:27.36 [3] (0:21.59)	2:05.77 [4] (0:13.19)	1:52.58 [5] (0:13.03)	1:39.55 [5] (0:13.09)	1:26.46 [5] (0:13.22)	1:13.24 [5] (0:13.00)	1:00.24 [5] (0:12.14)	0:48.10 [5] (0:12.00)	0:36.10 [4] (0:11.90)	0:24.20 [4] (0:11.93)	0:12.27 [4] (0:12.27)
Average Speed [km/h]	42.0	54.8	55.7	55.0	54.6	56.0	59.4	60.4	61.4	60.6	58.5
Top Speed [km/h]	58.5	55.9	56.8	56.1	56.2	57.3	61.3	61.5	62.0	61.5	61.3
Avg. Dist. to Rail [m]	7.1	2.1	1.2	1.3	1.3	2.1	2.0	2.1	2.7	4.0	6.0
Avg. Stride Freq. [Hz]	2.1	2.1	2.1	2.1	2.1	2.1	2.1	2.2	2.2	2.2	2.2
Avg. Stride Length [m]	5.4	6.8	7.0	7.0	7.0	7.0	7.1	7.3	7.4	7.5	7.1



Report Created: Sat 06 April 2024 13:05:55 GMT+11 (Note: Timing is based on positional data)

- [ ] Ranking at each section and finish
- :-:- No data available at this section
- NA No data available

Horse/Jockey Name	SHAKESPEARE
Finish Rank	4
Fastest Section Time (Section)	0:11.82 (L800)
Top Speed [km/h] (Section)	61.5 (L600)
Race State	Finished



Morphettville Parks SA - Professional

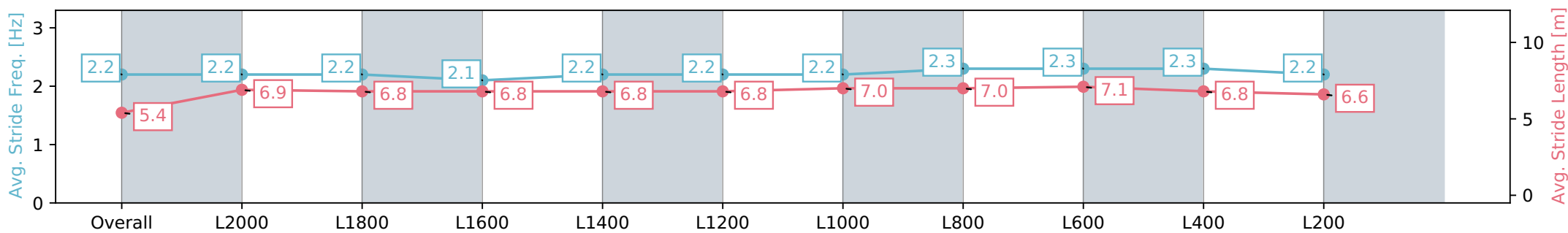
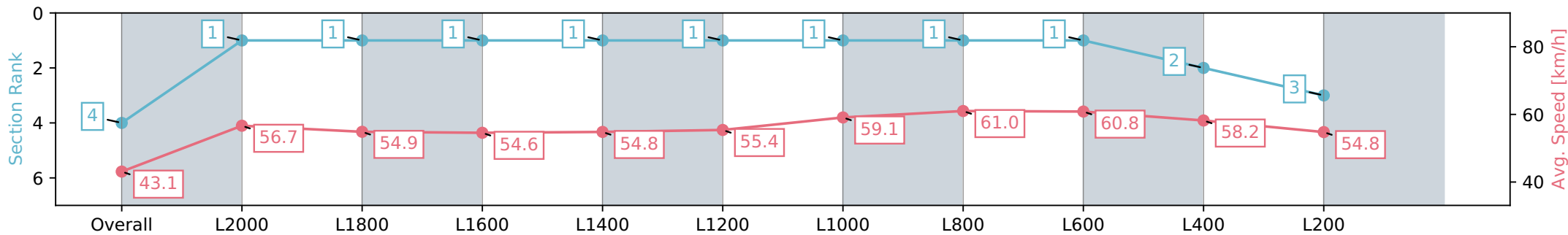
Race 1: Dominant Handicap - 2250m

06 April 2024 - 12:23PM

Track Rating: Good 4, Weather: Fine, Rail Position: +9m 1000m-W/  
Post, +6m Remainder. Sectional 612m



Section	Overall	L2000	L1800	L1600	L1400	L1200	L1000	L800	L600	L400	L200
Section Times	2:27.71 [4] (0:20.97)	2:06.74 [1] (0:12.76)	1:53.98 [1] (0:13.18)	1:40.80 [1] (0:13.19)	1:27.61 [1] (0:13.14)	1:14.47 [1] (0:13.08)	1:01.39 [1] (0:12.21)	0:49.18 [1] (0:11.82)	0:37.36 [1] (0:11.87)	0:25.49 [2] (0:12.38)	0:13.11 [3] (0:13.11)
Average Speed [km/h]	43.1	56.7	54.9	54.6	54.8	55.4	59.1	61.0	60.8	58.2	54.8
Top Speed [km/h]	60.0	59.9	55.5	54.9	55.4	56.6	60.7	61.4	61.5	59.9	56.8
Avg. Dist. to Rail [m]	6.7	1.4	0.5	0.4	0.3	1.3	1.3	0.8	0.9	1.2	2.3
Avg. Stride Freq. [Hz]	2.2	2.2	2.2	2.1	2.2	2.2	2.2	2.3	2.3	2.3	2.2
Avg. Stride Length [m]	5.4	6.9	6.8	6.8	6.8	6.8	7.0	7.0	7.1	6.8	6.6



Report Created: Sat 06 April 2024 13:05:59 GMT+11 (Note: Timing is based on positional data)

- [ ] Ranking at each section and finish
- :-:- No data available at this section
- NA No data available