



RACING SA

Morphettville SA
Race 6: Charlie Hoile Handicap - 1800m
23 March 2024 - 3:17PM



Track Rating: Good 4, Weather: Fine, Rail Position: +5m Entire, Sectional 606m

Table with columns: Section, Field Times, Position, #, Horse/Jockey, Barrier, Top Speed [km/h], Fastest Section, First 400m, Overall, L1600, L1400, L1200, L1000, L800, Distance Travelled From Winner [m]. Rows include horses like MISSILE STAR, BOND STREET BEAU, CAPRICORN RIDGE, PUNCHIN, ONE SKY ABOVE US, MASTER AT ARMS, PRINCE OF CAMBRIDGE, WEST CLIFF, KARAKA KIWI, and OBEDIENCE.

Scratched: Fox Appeal (#6), Bellman (#8), Call It Quits (#12), Womanizer (#14)

- [ ] Position in running at each section and finish
# Saddle cloth number
-:-:- No data available at this section
NA No data available



RACING SA

Morphettville SA
Race 6: Charlie Hoile Handicap - 1800m
23 March 2024 - 3:17PM



Morphettville

Track Rating: Good 4, Weather: Fine, Rail Position: +5m Entire, Sectional 606m

Table with 7 columns: Section, Field Times, Overall, L1600, L1400, L1200, L1000, L800. Values include 1:51.49, 1:37.15, 1:25.31, 1:13.07, 1:00.76, 0:48.39.

Main race results table with columns: Position, #, Horse/Jockey, Barrier, Top Speed [km/h], Fastest Section, First 400m, Overall, L1600, L1400, L1200, L1000, L800, Distance Travelled From Winner [m]. Row 1: 11, 9, MUFLA, Dom Tourneur, 9, 63.3, 0:11.75, 0:27.11, 1:52.58, 1:37.42 [10], 1:25.47 [10], 1:13.03 [11], 1:00.73 [11], 0:48.78 [9], +2.

Scratched: Fox Appeal (#6), Bellman (#8), Call It Quits (#12), Womanizer (#14)

- [ ] Position in running at each section and finish
# Saddle cloth number
-:-:- No data available at this section
NA No data available
■ Background shading for fastest section



RACING SA

# Morphettville SA

## Race 6: Charlie Hoile Handicap - 1800m

23 March 2024 - 3:17PM



Track Rating: Good 4, Weather: Fine, Rail Position: +5m Entire, Sectional 606m

Section												L600	L400	L200		
Field Times												0:36.34	0:24.69	0:12.56		
												(0:11.65)	(0:12.13)	(0:12.56)		
Position	#	Horse/Jockey	Barrier	Top Speed [km/h]	Fastest Section	First 400m					Margin				Distance Travelled From Winner [m]	
1	15	MISSILE STAR	15	62.8	0:11.76	0:26.62	0:35.81 [8]	0:24.02 [9]	0:12.26 [7]	1:51.49						
		Alice Lindsay		600-400	400-200		(0:11.79)	(0:11.76)	(0:12.26)							
2	5	BOND STREET BEAU	5	62.6	0:11.69	0:26.76	0:36.06 [6]	0:24.37 [6]	0:12.46 [4]	0.8L					-4	
		Lachlan Neindorf		600-400	600-400		(0:11.69)	(0:11.91)	(0:12.46)							
3	1	CAPRICORN RIDGE	1	64.1	0:11.43	0:27.25	0:35.75 [10]	0:24.32 [7]	0:12.52 [3]	1.1L					-8	
		Jacob Opperman		600-400	600-400		(0:11.43)	(0:11.80)	(0:12.52)							
4	11	PUNCHIN	11	62.6	0:11.65	0:26.18	0:36.63 [1]	0:24.98 [1]	0:12.84 [1]	1.7L					-8	
		Kayla Crowther		1800-1600	600-400		(0:11.65)	(0:12.14)	(0:12.84)							
5	13	ONE SKY ABOVE US	13	62.7	0:11.84	0:26.53	0:36.52 [4]	0:24.66 [5]	0:12.71 [6]	2.6L					+1	
		Rochelle Milnes		1600-1400	1600-1400		(0:11.86)	(0:11.95)	(0:12.71)							
6	7	MASTER AT ARMS	7	63.3	0:11.51	0:26.92	0:35.90 [11]	0:24.39 [10]	0:12.59 [9]	2.6L					-4	
		Alana Livesey		600-400	600-400		(0:11.51)	(0:11.80)	(0:12.59)							
7	3	PRINCE OF CAMBRIDGE	3	62.4	0:11.73	0:26.44	0:36.81 [3]	0:25.08 [3]	0:12.95 [5]	3.8L					-4	
		Liam Riordan		600-400	600-400		(0:11.73)	(0:12.13)	(0:12.95)							
8	4	WEST CLIFF	4	62.4	0:11.82	0:26.69	0:36.59 [7]	0:24.77 [8]	0:12.74 [10]	4.4L					+1	
		Britney Wong		600-400	1600-1400		(0:11.82)	(0:12.03)	(0:12.74)							
9	2	KARAKA KIWI	2	62.7	0:11.66	0:26.60	0:36.92 [5]	0:25.26 [4]	0:13.06 [8]	5.0L					-9	
		Samuel Payne		600-400	600-400		(0:11.66)	(0:12.20)	(0:13.06)							
10	10	OBEDIENCE	10	62.4	0:11.65	0:26.32	0:37.14 [2]	0:25.49 [2]	0:13.26 [2]	5.3L					-4	
		Todd Pannell		600-400	600-400		(0:11.65)	(0:12.23)	(0:13.26)							

Scratched: Fox Appeal (#6), Bellman (#8), Call It Quits (#12), Womanizer (#14)

Report Created: Sat 23 March 2024 16:53:55 GMT+11 (Note: Timing is based on positional data)

- [ ] Position in running at each section and finish
- # Saddle cloth number
- :-:- No data available at this section
- █ Background shading for fastest section
- NA No data available



RACING SA

Morphettville SA  
Race 6: Charlie Hoile Handicap - 1800m  
23 March 2024 - 3:17PM



Track Rating: Good 4, Weather: Fine, Rail Position: +5m Entire, Sectional 606m

Section				L600	L400	L200								
Field Times				0:36.34	0:24.69	0:12.56								
				(0:11.65)	(0:12.13)	(0:12.56)								
Position	#	Horse/Jockey	Barrier	Top Speed [km/h]	Fastest Section	First 400m				Margin				Distance Travelled From Winner [m]
11	9	MUFFLA	9	63.3	0:11.75	0:27.11	0:36.67 [9]	0:24.92 [11]	0:12.83 [11]	6.6L				+2
		Dom Tourneur		600-400	600-400		(0:11.75)	(0:12.09)	(0:12.83)					

Scratched: Fox Appeal (#6), Bellman (#8), Call It Quits (#12), Womanizer (#14)

- [ ] Position in running at each section and finish
- # Saddle cloth number
- :--:- No data available at this section
- Background shading for fastest section
- NA No data available

Horse/Jockey Name	MISSILE STAR
Finish Rank	1
Fastest Section Time (Section)	0:11.76 (L400)
Top Speed [km/h] (Section)	62.8 (L600)
Race State	Finished



Morphettville SA - Professional

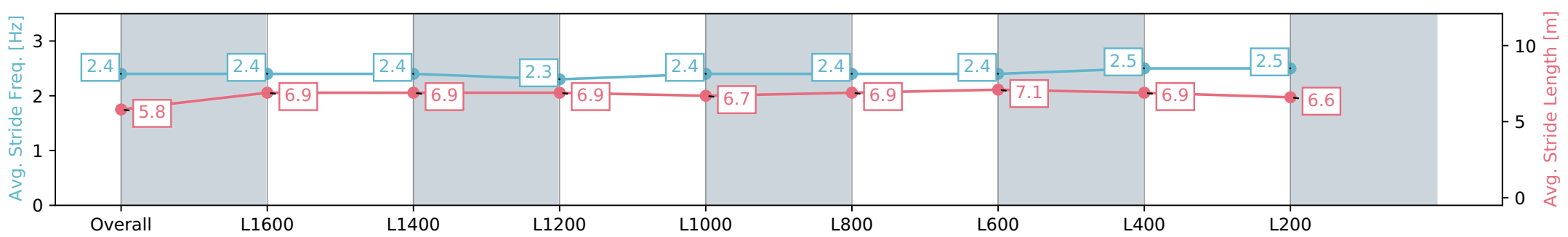
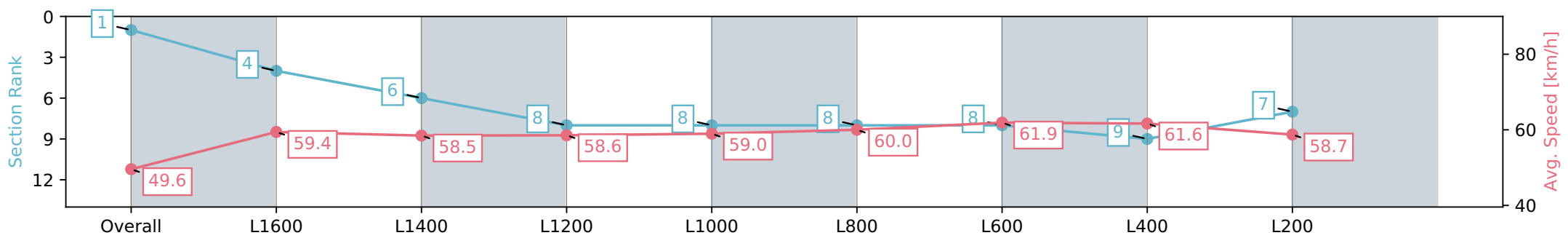
Race 6: Charlie Hoile Handicap - 1800m

23 March 2024 - 3:17PM

Track Rating: Good 4, Weather: Fine, Rail Position: +5m Entire, Sectional 606m



Section	Overall	L1600	L1400	L1200	L1000	L800	L600	L400	L200
Section Times	1:51.49 [1] (0:14.51)	1:36.98 [4] (0:12.11)	1:24.87 [6] (0:12.43)	1:12.44 [8] (0:12.36)	1:00.08 [8] (0:12.21)	0:47.87 [8] (0:12.06)	0:35.81 [8] (0:11.79)	0:24.02 [9] (0:11.76)	0:12.26 [7] (0:12.26)
Average Speed [km/h]	49.6	59.4	58.5	58.6	59.0	60.0	61.9	61.6	58.7
Top Speed [km/h]	61.1	60.2	60.0	60.4	60.8	62.3	62.8	62.4	61.7
Avg. Dist. to Rail [m]	4.2	2.4	2.2	1.3	1.7	1.5	2.7	6.2	7.3
Avg. Stride Freq. [Hz]	2.4	2.4	2.4	2.3	2.4	2.4	2.4	2.5	2.5
Avg. Stride Length [m]	5.8	6.9	6.9	6.9	6.7	6.9	7.1	6.9	6.6



- [ ] Ranking at each section and finish
- :-:- No data available at this section
- NA No data available

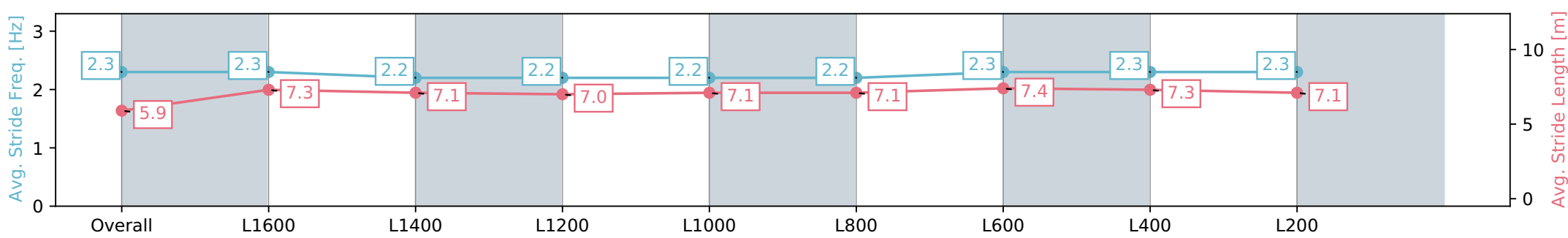
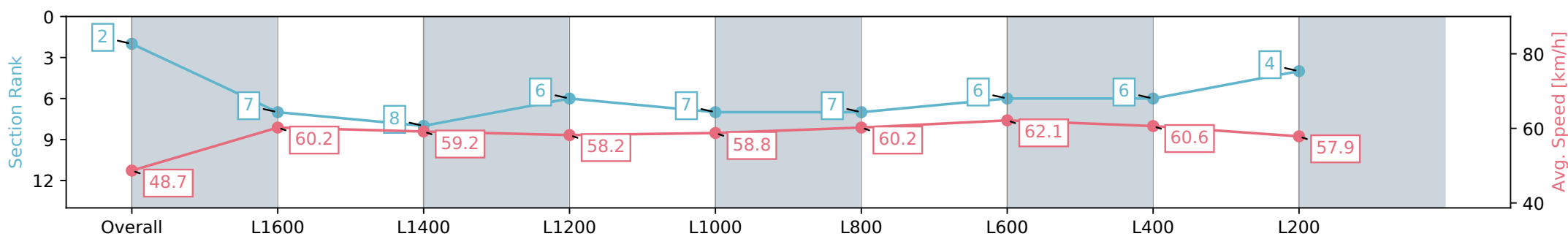
Horse/Jockey Name	BOND STREET BEAU
Finish Rank	2
Fastest Section Time (Section)	0:11.69 (L600)
Top Speed [km/h] (Section)	62.6 (L600)
Race State	Finished



Morphettville SA - Professional  
 Race 6: Charlie Hoile Handicap - 1800m  
 23 March 2024 - 3:17PM  
 Track Rating: Good 4, Weather: Fine, Rail Position: +5m Entire, Sectional 606m



Section	Overall	L1600	L1400	L1200	L1000	L800	L600	L400	L200
Section Times	1:51.62 [2] (0:14.81)	1:36.81 [7] (0:11.95)	1:24.86 [8] (0:12.20)	1:12.66 [6] (0:12.38)	1:00.28 [7] (0:12.24)	0:48.04 [7] (0:11.98)	0:36.06 [6] (0:11.69)	0:24.37 [6] (0:11.91)	0:12.46 [4] (0:12.46)
Average Speed [km/h]	48.7	60.2	59.2	58.2	58.8	60.2	62.1	60.6	57.9
Top Speed [km/h]	59.2	62.3	62.1	59.1	59.8	62.1	62.6	62.2	59.8
Avg. Dist. to Rail [m]	1.6	0.6	0.5	0.3	0.4	0.4	1.6	4.2	5.7
Avg. Stride Freq. [Hz]	2.3	2.3	2.2	2.2	2.2	2.2	2.3	2.3	2.3
Avg. Stride Length [m]	5.9	7.3	7.1	7.0	7.1	7.1	7.4	7.3	7.1



- [ ] Ranking at each section and finish
- :-:- No data available at this section
- NA No data available

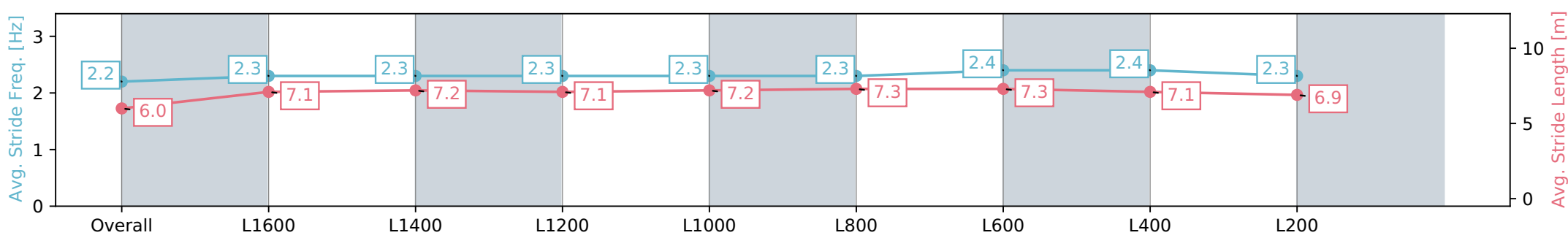
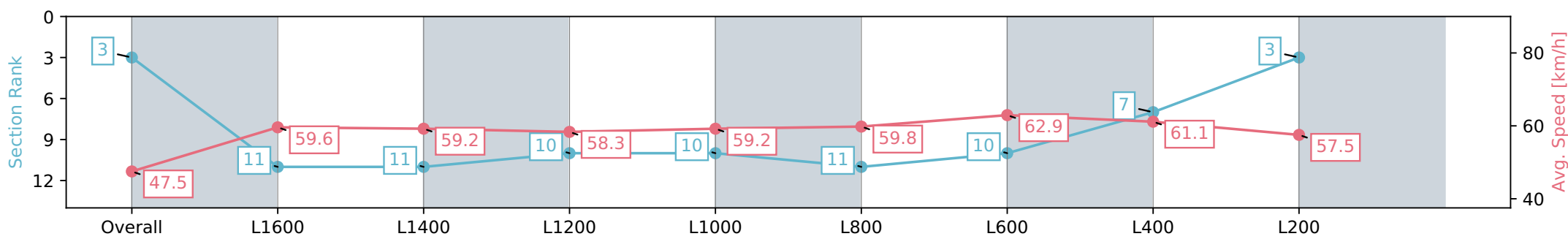
Horse/Jockey Name	CAPRICORN RIDGE
Finish Rank	3
Fastest Section Time (Section)	0:11.43 (L600)
Top Speed [km/h] (Section)	64.1 (L600)
Race State	Finished



Morphettville SA - Professional  
 Race 6: Charlie Hoile Handicap - 1800m  
 23 March 2024 - 3:17PM  
 Track Rating: Good 4, Weather: Fine, Rail Position: +5m Entire, Sectional 606m



Section	Overall	L1600	L1400	L1200	L1000	L800	L600	L400	L200
Section Times	1:51.68 [3] (0:15.17)	1:36.51 [11] (0:12.08)	1:24.43 [11] (0:12.17)	1:12.26 [10] (0:12.31)	0:59.95 [10] (0:12.15)	0:47.80 [11] (0:12.05)	0:35.75 [10] (0:11.43)	0:24.32 [7] (0:11.80)	0:12.52 [3] (0:12.52)
Average Speed [km/h]	47.5	59.6	59.2	58.3	59.2	59.8	62.9	61.1	57.5
Top Speed [km/h]	60.1	60.7	60.5	59.9	61.2	62.9	64.1	62.2	59.5
Avg. Dist. to Rail [m]	0.9	1.1	0.6	0.5	0.1	0.2	0.2	1.1	0.2
Avg. Stride Freq. [Hz]	2.2	2.3	2.3	2.3	2.3	2.3	2.4	2.4	2.3
Avg. Stride Length [m]	6.0	7.1	7.2	7.1	7.2	7.3	7.3	7.1	6.9



Report Created: Sat 23 March 2024 16:54:06 GMT+11 (Note: Timing is based on positional data)

- [ ] Ranking at each section and finish
- :-:- No data available at this section
- NA No data available

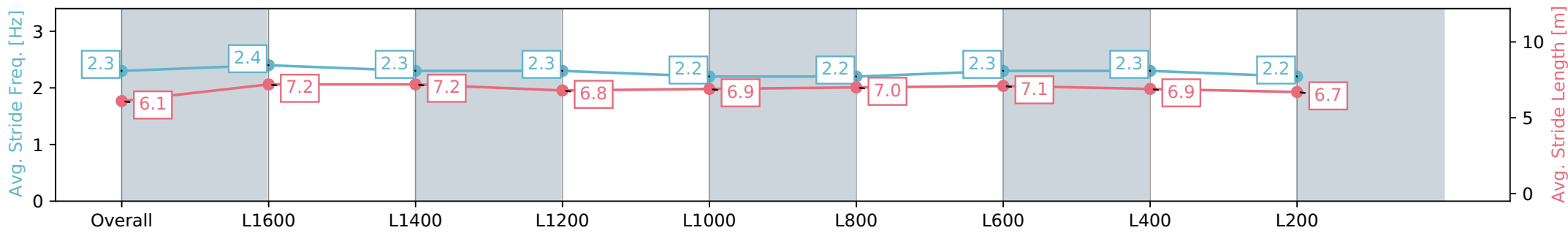
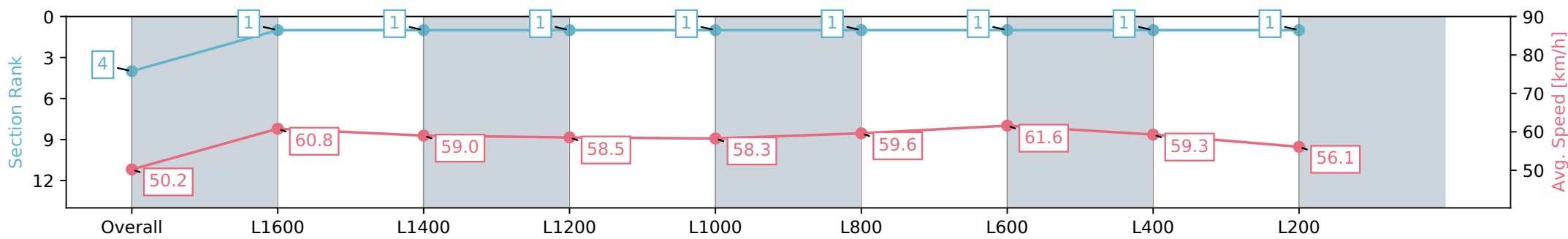
Horse/Jockey Name	PUNCHIN
Finish Rank	4
Fastest Section Time (Section)	0:11.65 (L600)
Top Speed [km/h] (Section)	62.6 (Overall)
Race State	Finished



Morphettville SA - Professional  
 Race 6: Charlie Hoile Handicap - 1800m  
 23 March 2024 - 3:17PM  
 Track Rating: Good 4, Weather: Fine, Rail Position: +5m Entire, Sectional 606m



Section	Overall	L1600	L1400	L1200	L1000	L800	L600	L400	L200
Section Times	1:51.77 [4] (0:14.33)	1:37.44 [1] (0:11.85)	1:25.59 [1] (0:12.23)	1:13.36 [1] (0:12.31)	1:01.05 [1] (0:12.37)	0:48.68 [1] (0:12.05)	0:36.63 [1] (0:11.65)	0:24.98 [1] (0:12.14)	0:12.84 [1] (0:12.84)
Average Speed [km/h]	50.2	60.8	59.0	58.5	58.3	59.6	61.6	59.3	56.1
Top Speed [km/h]	62.6	62.4	59.9	59.1	58.7	61.7	62.1	61.0	57.4
Avg. Dist. to Rail [m]	8.7	5.2	1.0	0.2	0.1	0.2	0.4	0.6	3.3
Avg. Stride Freq. [Hz]	2.3	2.4	2.3	2.3	2.2	2.2	2.3	2.3	2.2
Avg. Stride Length [m]	6.1	7.2	7.2	6.8	6.9	7.0	7.1	6.9	6.7



[ ] Ranking at each section and finish  
 -:-:- No data available at this section  
 NA No data available



Horse/Jockey Name	ONE SKY ABOVE US
Finish Rank	5
Fastest Section Time (Section)	0:11.84 (L1600)
Top Speed [km/h] (Section)	62.7 (L1600)
Race State	Finished



Morphettville SA - Professional

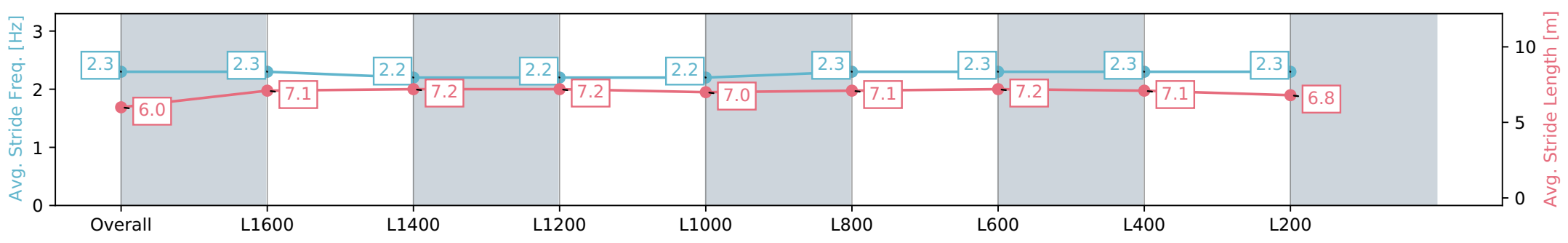
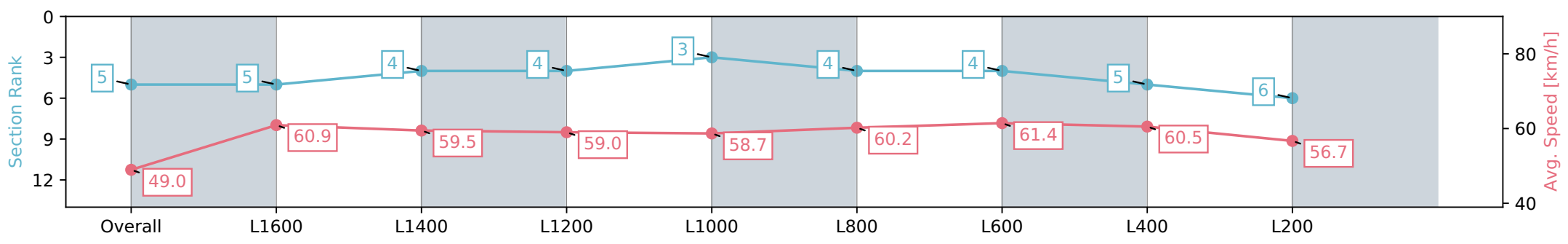
Race 6: Charlie Hoile Handicap - 1800m

23 March 2024 - 3:17PM

Track Rating: Good 4, Weather: Fine, Rail Position: +5m Entire, Sectional 606m



Section	Overall	L1600	L1400	L1200	L1000	L800	L600	L400	L200
Section Times	1:51.91 [5] (0:14.69)	1:37.22 [5] (0:11.84)	1:25.38 [4] (0:12.25)	1:13.13 [4] (0:12.28)	1:00.85 [3] (0:12.28)	0:48.56 [4] (0:12.04)	0:36.52 [4] (0:11.86)	0:24.66 [5] (0:11.95)	0:12.71 [6] (0:12.71)
Average Speed [km/h]	49.0	60.9	59.5	59.0	58.7	60.2	61.4	60.5	56.7
Top Speed [km/h]	61.2	62.7	60.0	59.6	59.6	61.7	61.9	61.0	59.8
Avg. Dist. to Rail [m]	5.2	3.6	3.0	2.0	2.4	2.3	2.3	4.8	6.2
Avg. Stride Freq. [Hz]	2.3	2.3	2.2	2.2	2.2	2.3	2.3	2.3	2.3
Avg. Stride Length [m]	6.0	7.1	7.2	7.2	7.0	7.1	7.2	7.1	6.8



- [ ] Ranking at each section and finish
- :-:- No data available at this section
- NA No data available

Horse/Jockey Name	MASTER AT ARMS
Finish Rank	6
Fastest Section Time (Section)	0:11.51 (L600)
Top Speed [km/h] (Section)	63.3 (L600)
Race State	Finished



Morphettville SA - Professional

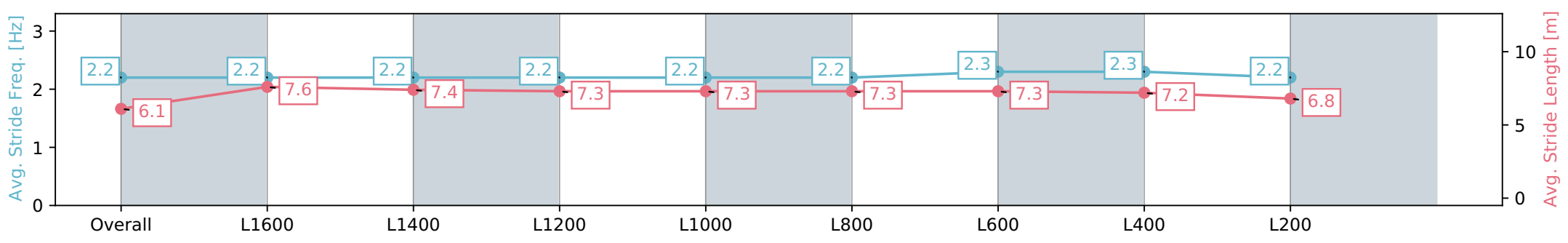
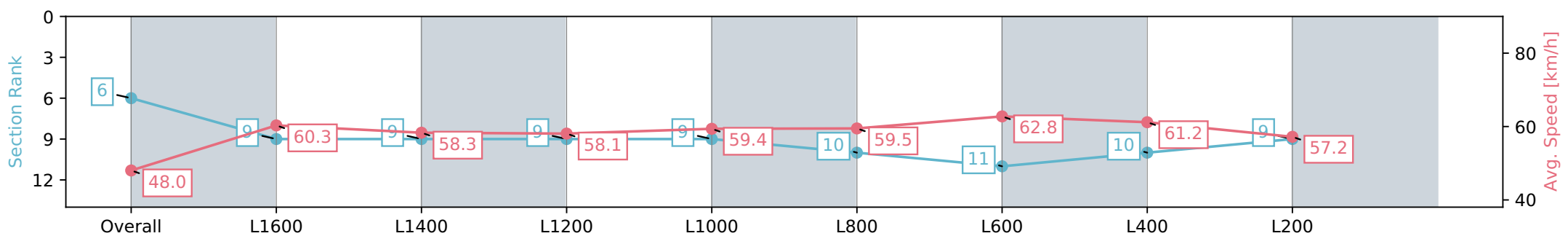
Race 6: Charlie Hoile Handicap - 1800m

23 March 2024 - 3:17PM

Track Rating: Good 4, Weather: Fine, Rail Position: +5m Entire, Sectional 606m



Section	Overall	L1600	L1400	L1200	L1000	L800	L600	L400	L200
Section Times	1:51.93 [6] (0:14.98)	1:36.95 [9] (0:11.94)	1:25.01 [9] (0:12.40)	1:12.61 [9] (0:12.41)	1:00.20 [9] (0:12.14)	0:48.06 [10] (0:12.16)	0:35.90 [11] (0:11.51)	0:24.39 [10] (0:11.80)	0:12.59 [9] (0:12.59)
Average Speed [km/h]	48.0	60.3	58.3	58.1	59.4	59.5	62.8	61.2	57.2
Top Speed [km/h]	61.6	61.5	60.3	59.0	61.0	63.2	63.3	61.7	59.7
Avg. Dist. to Rail [m]	1.4	1.3	1.3	0.7	2.0	1.5	0.8	0.8	0.3
Avg. Stride Freq. [Hz]	2.2	2.2	2.2	2.2	2.2	2.2	2.3	2.3	2.2
Avg. Stride Length [m]	6.1	7.6	7.4	7.3	7.3	7.3	7.3	7.2	6.8



- [ ] Ranking at each section and finish
- :-:- No data available at this section
- NA No data available

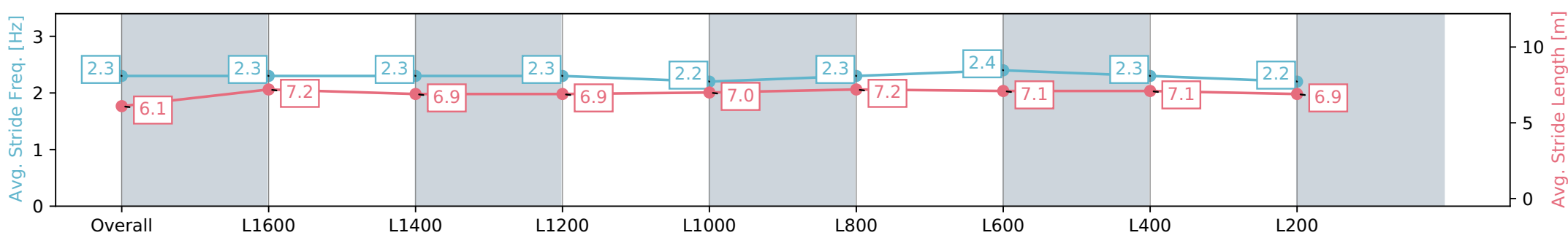
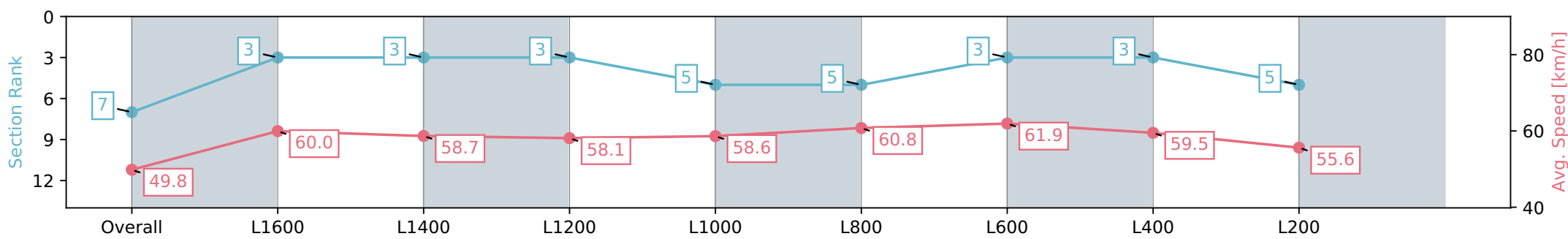
Horse/Jockey Name	PRINCEOFCAMBRIDGE
Finish Rank	7
Fastest Section Time (Section)	0:11.73 (L600)
Top Speed [km/h] (Section)	62.4 (L600)
Race State	Finished



Morphettville SA - Professional  
 Race 6: Charlie Hoile Handicap - 1800m  
 23 March 2024 - 3:17PM  
 Track Rating: Good 4, Weather: Fine, Rail Position: +5m Entire, Sectional 606m



Section	Overall	L1600	L1400	L1200	L1000	L800	L600	L400	L200
Section Times	1:52.13 [7] (0:14.43)	1:37.70 [3] (0:12.01)	1:25.69 [3] (0:12.32)	1:13.37 [3] (0:12.36)	1:01.01 [5] (0:12.28)	0:48.72 [5] (0:11.91)	0:36.81 [3] (0:11.73)	0:25.08 [3] (0:12.13)	0:12.95 [5] (0:12.95)
Average Speed [km/h]	49.8	60.0	58.7	58.1	58.6	60.8	61.9	59.5	55.6
Top Speed [km/h]	61.7	61.4	59.3	58.9	59.4	62.2	62.4	61.6	58.7
Avg. Dist. to Rail [m]	5.7	2.8	1.0	0.3	1.0	1.3	1.7	3.1	4.6
Avg. Stride Freq. [Hz]	2.3	2.3	2.3	2.3	2.2	2.3	2.4	2.3	2.2
Avg. Stride Length [m]	6.1	7.2	6.9	6.9	7.0	7.2	7.1	7.1	6.9



[ ] Ranking at each section and finish  
 -:-:- No data available at this section  
 NA No data available

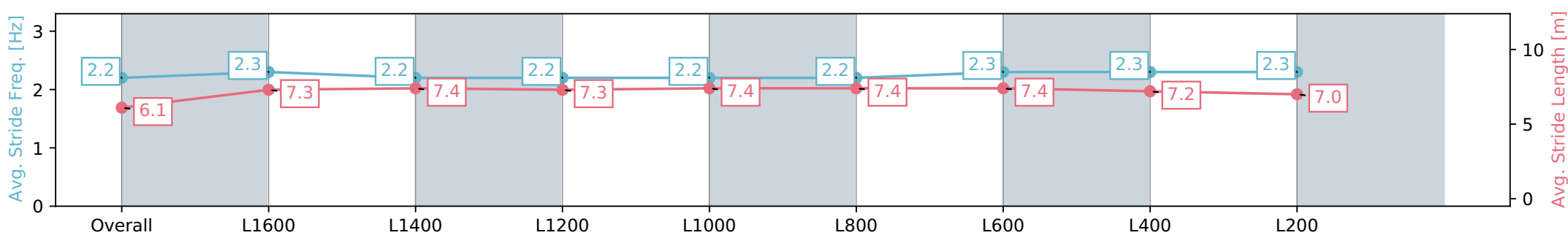
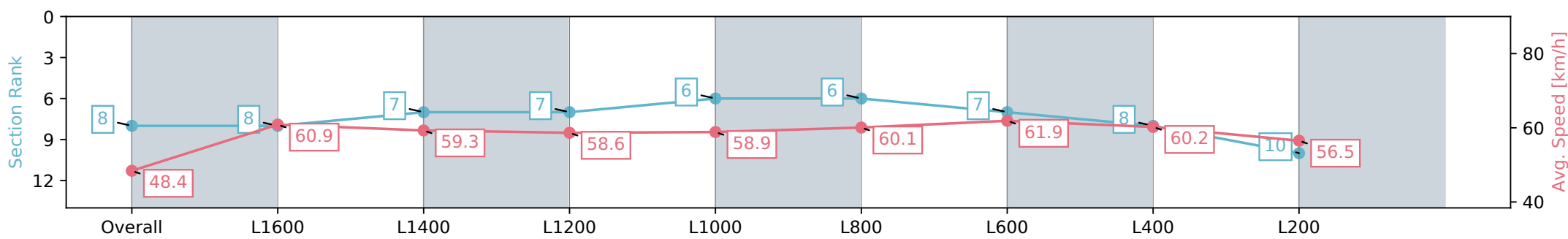
Horse/Jockey Name	WEST CLIFF
Finish Rank	8
Fastest Section Time (Section)	0:11.82 (L1600)
Top Speed [km/h] (Section)	62.4 (L600)
Race State	Finished



Morphettville SA - Professional  
 Race 6: Charlie Hoile Handicap - 1800m  
 23 March 2024 - 3:17PM  
 Track Rating: Good 4, Weather: Fine, Rail Position: +5m Entire, Sectional 606m



Section	Overall	L1600	L1400	L1200	L1000	L800	L600	L400	L200
Section Times	1:52.22 [8] (0:14.87)	1:37.35 [8] (0:11.82)	1:25.53 [7] (0:12.27)	1:13.26 [7] (0:12.33)	1:00.93 [6] (0:12.23)	0:48.70 [6] (0:12.11)	0:36.59 [7] (0:11.82)	0:24.77 [8] (0:12.03)	0:12.74 [10] (0:12.74)
Average Speed [km/h]	48.4	60.9	59.3	58.6	58.9	60.1	61.9	60.2	56.5
Top Speed [km/h]	61.2	61.7	60.4	59.7	60.6	61.9	62.4	61.2	58.8
Avg. Dist. to Rail [m]	4.0	2.4	2.1	1.6	2.7	2.6	3.0	6.8	10.0
Avg. Stride Freq. [Hz]	2.2	2.3	2.2	2.2	2.2	2.2	2.3	2.3	2.3
Avg. Stride Length [m]	6.1	7.3	7.4	7.3	7.4	7.4	7.4	7.2	7.0



[ ] Ranking at each section and finish  
 -:-:- No data available at this section  
 NA No data available

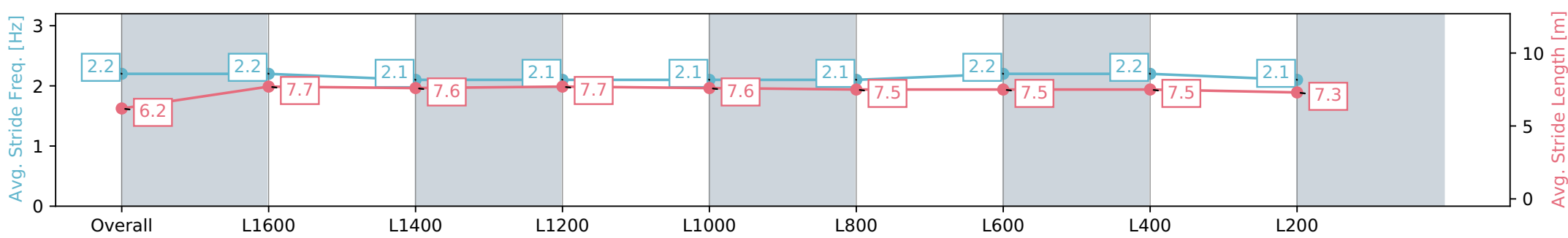
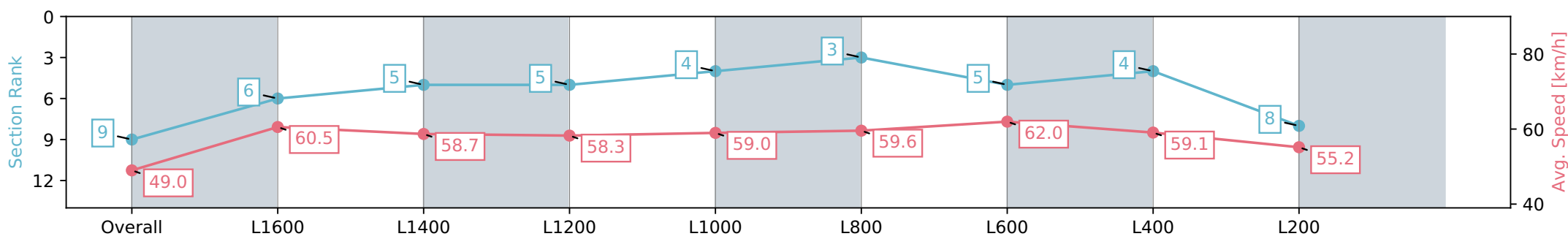
Horse/Jockey Name	KARAKA KIWI
Finish Rank	9
Fastest Section Time (Section)	0:11.66 (L600)
Top Speed [km/h] (Section)	62.7 (L600)
Race State	Finished



Morphettville SA - Professional  
 Race 6: Charlie Hoile Handicap - 1800m  
 23 March 2024 - 3:17PM  
 Track Rating: Good 4, Weather: Fine, Rail Position: +5m Entire, Sectional 606m



Section	Overall	L1600	L1400	L1200	L1000	L800	L600	L400	L200
Section Times	1:52.32 [9] (0:14.70)	1:37.62 [6] (0:11.90)	1:25.72 [5] (0:12.23)	1:13.49 [5] (0:12.27)	1:01.22 [4] (0:12.20)	0:49.02 [3] (0:12.10)	0:36.92 [5] (0:11.66)	0:25.26 [4] (0:12.20)	0:13.06 [8] (0:13.06)
Average Speed [km/h]	49.0	60.5	58.7	58.3	59.0	59.6	62.0	59.1	55.2
Top Speed [km/h]	61.7	61.6	59.8	58.9	61.1	60.9	62.7	61.2	57.1
Avg. Dist. to Rail [m]	1.6	0.4	0.7	1.6	0.3	0.2	0.7	2.3	5.1
Avg. Stride Freq. [Hz]	2.2	2.2	2.1	2.1	2.1	2.1	2.2	2.2	2.1
Avg. Stride Length [m]	6.2	7.7	7.6	7.7	7.6	7.5	7.5	7.5	7.3



- [ ] Ranking at each section and finish
- :-:- No data available at this section
- NA No data available

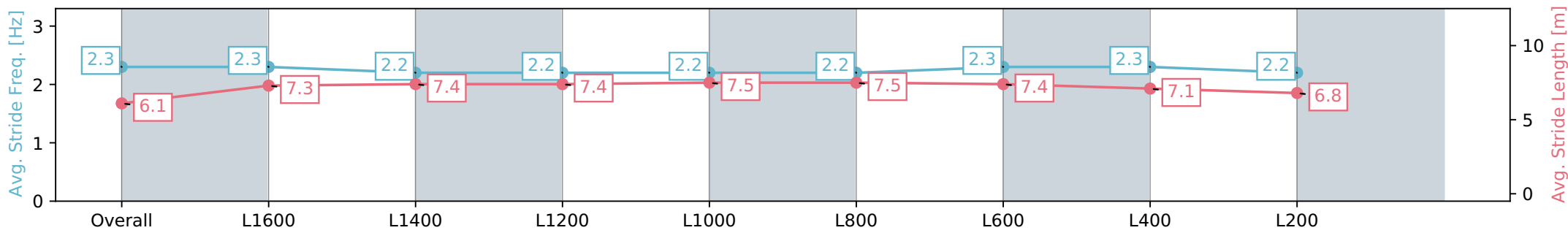
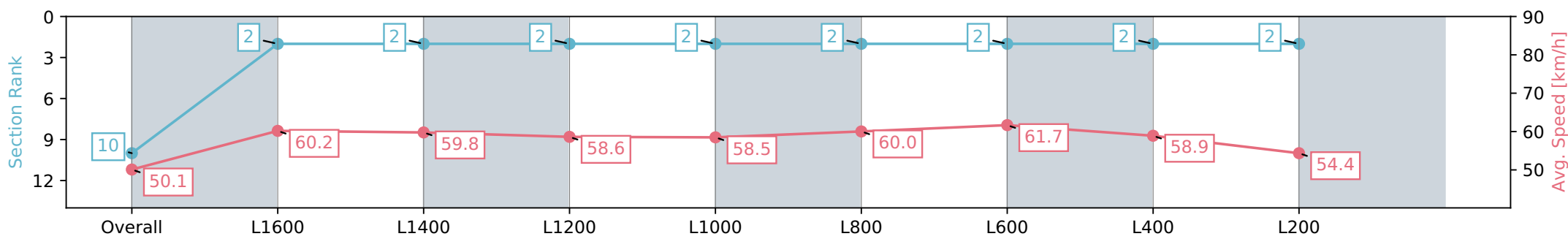
Horse/Jockey Name	OBEDIENCE
Finish Rank	10
Fastest Section Time (Section)	0:11.65 (L600)
Top Speed [km/h] (Section)	62.4 (L600)
Race State	Finished



Morphettville SA - Professional  
 Race 6: Charlie Hoile Handicap - 1800m  
 23 March 2024 - 3:17PM  
 Track Rating: Good 4, Weather: Fine, Rail Position: +5m Entire, Sectional 606m



Section	Overall	L1600	L1400	L1200	L1000	L800	L600	L400	L200
Section Times	1:52.36 [10] (0:14.36)	1:38.00 [2] (0:11.96)	1:26.04 [2] (0:12.26)	1:13.78 [2] (0:12.34)	1:01.44 [2] (0:12.30)	0:49.14 [2] (0:12.00)	0:37.14 [2] (0:11.65)	0:25.49 [2] (0:12.23)	0:13.26 [2] (0:13.26)
Average Speed [km/h]	50.1	60.2	59.8	58.6	58.5	60.0	61.7	58.9	54.4
Top Speed [km/h]	62.3	61.9	60.4	58.9	59.0	61.7	62.4	60.8	57.3
Avg. Dist. to Rail [m]	7.4	4.3	3.7	1.4	1.0	0.4	0.2	1.0	2.6
Avg. Stride Freq. [Hz]	2.3	2.3	2.2	2.2	2.2	2.2	2.3	2.3	2.2
Avg. Stride Length [m]	6.1	7.3	7.4	7.4	7.5	7.5	7.4	7.1	6.8



[ ] Ranking at each section and finish  
 -:-:- No data available at this section  
 NA No data available

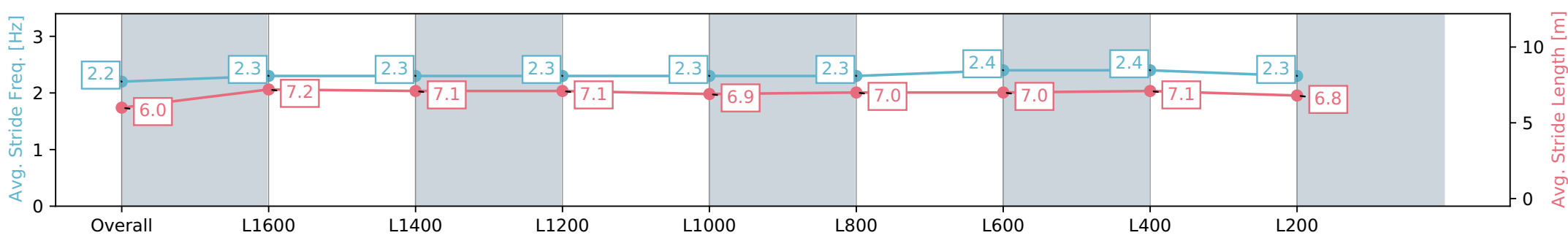
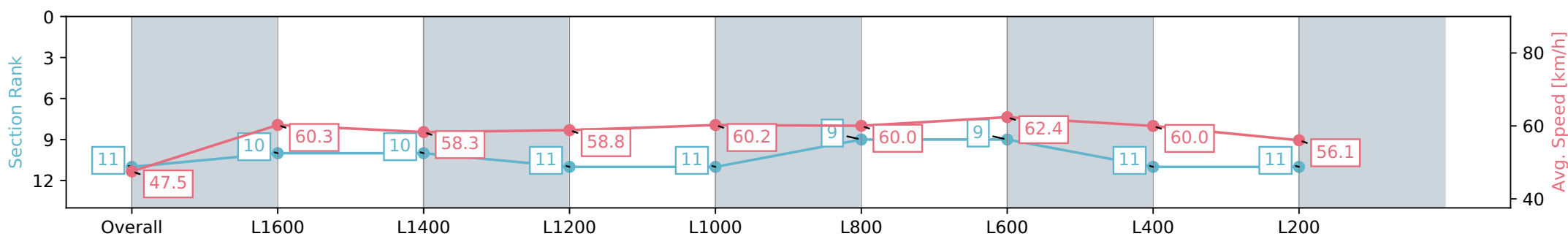
Horse/Jockey Name	MUFFLA
Finish Rank	11
Fastest Section Time (Section)	0:11.75 (L600)
Top Speed [km/h] (Section)	63.3 (L600)
Race State	Finished



Morphettville SA - Professional  
 Race 6: Charlie Hoile Handicap - 1800m  
 23 March 2024 - 3:17PM  
 Track Rating: Good 4, Weather: Fine, Rail Position: +5m Entire, Sectional 606m



Section	Overall	L1600	L1400	L1200	L1000	L800	L600	L400	L200
Section Times	1:52.58 [11] (0:15.16)	1:37.42 [10] (0:11.95)	1:25.47 [10] (0:12.44)	1:13.03 [11] (0:12.30)	1:00.73 [11] (0:11.95)	0:48.78 [9] (0:12.11)	0:36.67 [9] (0:11.75)	0:24.92 [11] (0:12.09)	0:12.83 [11] (0:12.83)
Average Speed [km/h]	47.5	60.3	58.3	58.8	60.2	60.0	62.4	60.0	56.1
Top Speed [km/h]	59.9	61.4	60.3	61.0	62.1	62.5	63.3	61.0	58.8
Avg. Dist. to Rail [m]	7.1	1.9	1.9	1.5	2.8	2.4	3.5	7.5	8.7
Avg. Stride Freq. [Hz]	2.2	2.3	2.3	2.3	2.3	2.3	2.4	2.4	2.3
Avg. Stride Length [m]	6.0	7.2	7.1	7.1	6.9	7.0	7.0	7.1	6.8



- [ ] Ranking at each section and finish
- :-:- No data available at this section
- NA No data available