



RACING SA

Morphettville Parks SA
Race 9: Hahn Handicap (Heat of Adelaide in Autumn Series) - 1400m
16 March 2024 - 5:20PM



Track Rating: Good 4, Weather: Fine, Rail Position: +6m 1000m -W/Post, +3m
Remainder; Sectional 608m

Table with columns: Section, Field Times, Position, #, Horse/Jockey, Barrier, Top Speed [km/h], Fastest Section, First 400m, Overall, L1200, L1000, L800, L600, L400, Distance Travelled From Winner [m]. Rows include horses like TEXAN WINDSTORM, IMBIBE, RUBINI, ZEBELLA, FIELD THE MOMENT, UPGRADE ME, JUST LIKE LISA, SMILING FROM ABOVE, CAPTAIN JOOLIAN, and CARBONE.

Scratched: Midnight Rush (#10), Capulet (#12), Eagles Forever (#15)

Report Created: Sat 16 March 2024 18:04:17 GMT+11 (Note: Timing is based on positional data)

- [] Position in running at each section and finish
Saddle cloth number
-:-:- No data available at this section
NA No data available



Morphettville Parks SA
Race 9: Hahn Handicap (Heat of Adelaide in Autumn Series) - 1400m
 16 March 2024 - 5:20PM



Track Rating: Good 4, Weather: Fine, Rail Position: +6m 1000m -W/Post, +3m
 Remainder; Sectional 608m

Section													Overall	L1200	L1000	L800	L600	L400
Field Times													1:24.65	1:10.81	0:59.61	0:47.76	0:35.89	0:24.01
													(0:13.84)	(0:11.21)	(0:11.84)	(0:11.88)	(0:11.88)	(0:11.72)
Position	#	Horse/Jockey	Barrier	Top Speed [km/h]	Fastest Section	First 400m									Distance Travelled From Winner [m]			
11	13	MUG'S GAME	13	63.6	0:11.66	0:26.57	1:25.40	1:10.58 [13]	0:58.82 [14]	0:47.16 [14]	0:35.45 [13]	0:23.59 [14]		-4				
		Dom Tourneur		1200-1000	1000-800		(0:14.82)	(0:11.76)	(0:11.66)	(0:11.71)	(0:11.86)	(0:11.69)						
12	2	BADONKIDONK	2	64.2	0:11.36	0:26.37	1:25.51	1:10.50 [14]	0:59.14 [11]	0:47.53 [11]	0:35.83 [10]	0:23.98 [12]		-5				
		Ben Price		1200-1000	1200-1000		(0:15.01)	(0:11.36)	(0:11.61)	(0:11.70)	(0:11.85)	(0:11.66)						
13	17	STELLA NOTATION	17	65.5	0:11.20	0:25.04	1:25.89	1:12.05 [2]	1:00.85 [1]	0:49.01 [1]	0:37.13 [1]	0:25.26 [1]		-6				
		Britney Wong		1200-1000	1200-1000		(0:13.84)	(0:11.20)	(0:11.84)	(0:11.88)	(0:11.87)	(0:12.02)						
14	5	STAR OF MONSOON	5	64.1	0:11.64	0:26.38	1:26.21	1:11.48 [12]	0:59.83 [12]	0:48.19 [12]	0:36.42 [11]	0:24.55 [13]		-5				
		Sophie Logan		1000-800	1000-800		(0:14.73)	(0:11.65)	(0:11.64)	(0:11.77)	(0:11.87)	(0:11.87)						

Scratched: Midnight Rush (#10), Capulet (#12), Eagles Forever (#15)

- [] Position in running at each section and finish
- # Saddle cloth number
- :-:- No data available at this section
- Background shading for fastest section
- NA No data available



Morphettville Parks SA

Race 9: Hahn Handicap (Heat of Adelaide in Autumn Series) - 1400m

16 March 2024 - 5:20PM



Track Rating: Good 4, Weather: Fine, Rail Position: +6m 1000m -W/Post, +3m
Remainder; Sectional 608m

Section Field Times												L200 0:12.28 (0:12.28)		
Position	#	Horse/Jockey	Barrier	Top Speed [km/h]	Fastest Section	First 400m	Margin							Distance Travelled From Winner [m]
1	1	TEXAN WINDSTORM Rochelle Milnes	1	65.0 1200-1000	0:11.30 1200-1000	0:25.13	0:12.30 [1] (0:12.30)	1:24.65						
2	7	IMBIBE Callan Murray	7	64.1 1200-1000	0:11.41 1200-1000	0:25.48	0:12.07 [4] (0:12.07)	0.03L						-4
3	16	RUBINI Teagan Voorham	16	64.2 1200-1000	0:11.46 1200-1000	0:26.04	0:11.95 [7] (0:11.95)	0.02L						-2
4	3	ZABELLA Kayla Crowther	3	65.1 1200-1000	0:11.40 1200-1000	0:25.70	0:12.23 [3] (0:12.23)	0.1L						-2
5	14	FIELD THE MOMENT Sheridan Clarke	14	63.8 1200-1000	0:11.43 1200-1000	0:25.86	0:12.20 [8] (0:12.20)	0.19L						-7
6	11	UPGRADE ME Todd Pannell	11	65.9 600-400	0:11.52 600-400	0:26.38	0:11.96 [10] (0:11.96)	0.02L						+1
7	6	JUST LIKE LISA Margaret Collett	6	65.2 1200-1000	0:11.45 1200-1000	0:25.77	0:12.07 [9] (0:12.07)	0.02L						-1
8	8	SMILING FROM ABOVE Alana Livesey	8	64.7 1200-1000	0:11.27 1200-1000	0:25.48	0:12.38 [6] (0:12.38)	0.02L						-7
9	9	CAPTAIN JOOLIAN Caitlin Jones	9	64.9 1200-1000	0:11.35 1200-1000	0:25.48	0:12.53 [2] (0:12.53)	0.04L						-2
10	4	CARBONE Stacey Metcalfe	4	63.9 400-200	0:11.56 400-200	0:26.12	0:12.30 [11] (0:12.30)	0.29L						-2

Scratched: Midnight Rush (#10), Capulet (#12), Eagles Forever (#15)

Report Created: Sat 16 March 2024 18:04:17 GMT+11 (Note: Timing is based on positional data)

- [] Position in running at each section and finish
- # Saddle cloth number
- :-:- No data available at this section
- Background shading for fastest section
- NA No data available



Morphettville Parks SA
Race 9: Hahn Handicap (Heat of Adelaide in Autumn Series) - 1400m
 16 March 2024 - 5:20PM



Track Rating: Good 4, Weather: Fine, Rail Position: +6m 1000m -W/Post, +3m
 Remainder; Sectional 608m

Section Field Times												L200 0:12.28 (0:12.28)		
Position	#	Horse/Jockey	Barrier	Top Speed [km/h]	Fastest Section	First 400m	Margin							Distance Travelled From Winner [m]
11	13	MUG'S GAME	13	63.6	0:11.66	0:26.57	0:11.90 [13]	0.02L						-4
		Dom Tourneur		1200-1000	1000-800		(0:11.90)							
12	2	BADONKIDONK	2	64.2	0:11.36	0:26.37	0:12.32 [12]	0.11L						-5
		Ben Price		1200-1000	1200-1000		(0:12.32)							
13	17	STELLA NOTATION	17	65.5	0:11.20	0:25.04	0:13.24 [5]	0.38L						-6
		Britney Wong		1200-1000	1200-1000		(0:13.24)							
14	5	STAR OF MONSOON	5	64.1	0:11.64	0:26.38	0:12.68 [14]	0.32L						-5
		Sophie Logan		1000-800	1000-800		(0:12.68)							

Scratched: Midnight Rush (#10), Capulet (#12), Eagles Forever (#15)

- [] Position in running at each section and finish
- # Saddle cloth number
- :--:-- No data available at this section
- Background shading for fastest section
- NA No data available

Horse/Jockey Name	TEXAN WINDSTORM
Finish Rank	1
Fastest Section Time (Section)	0:11.30 (L1200)
Top Speed [km/h] (Section)	65.0 (L1200)
Race State	Finished



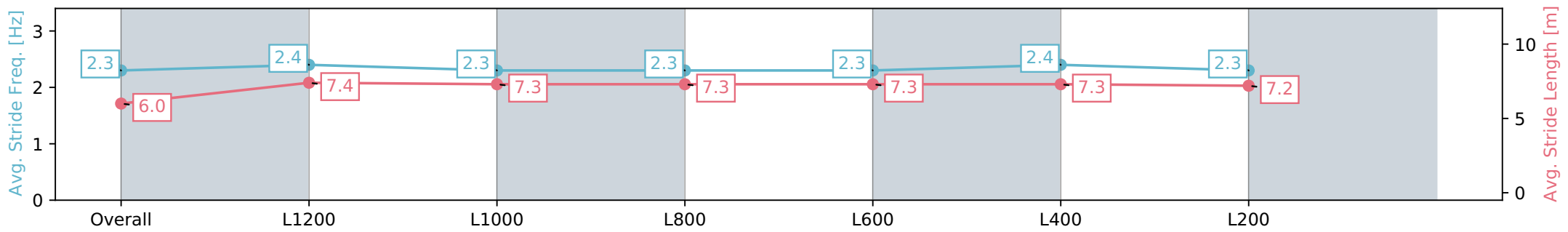
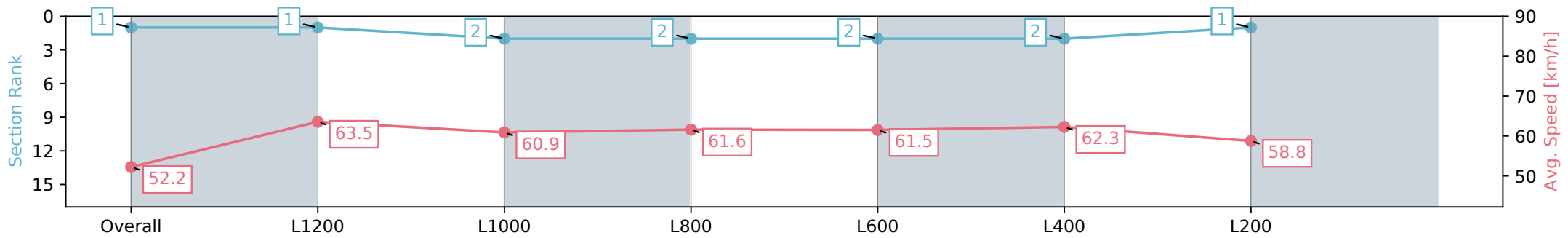
Morphettville Parks SA - Professional
 Race 9: Hahn Handicap (Heat of Adelaide in Autumn Series)
 - 1400m



16 March 2024 - 5:20PM

Track Rating: Good 4, Weather: Fine, Rail Position: +6m 1000m -W/
 Post, +3m Remainder; Sectional 608m

Section	Overall	L1200	L1000	L800	L600	L400	L200
Section Times	1:24.65 [1] (0:13.83)	1:10.82 [1] (0:11.30)	0:59.52 [2] (0:11.82)	0:47.70 [2] (0:11.81)	0:35.89 [2] (0:12.00)	0:23.89 [2] (0:11.59)	0:12.30 [1] (0:12.30)
Average Speed [km/h]	52.2	63.5	60.9	61.6	61.5	62.3	58.8
Top Speed [km/h]	63.3	65.0	62.4	62.7	62.3	63.4	61.5
Avg. Dist. to Rail [m]	7.8	1.5	0.7	3.0	4.2	1.4	0.7
Avg. Stride Freq. [Hz]	2.3	2.4	2.3	2.3	2.3	2.4	2.3
Avg. Stride Length [m]	6.0	7.4	7.3	7.3	7.3	7.3	7.2



- [] Ranking at each section and finish
- :-:- No data available at this section
- NA No data available

Horse/Jockey Name	IMBIBE
Finish Rank	2
Fastest Section Time (Section)	0:11.41 (L1200)
Top Speed [km/h] (Section)	64.1 (L1200)
Race State	Finished



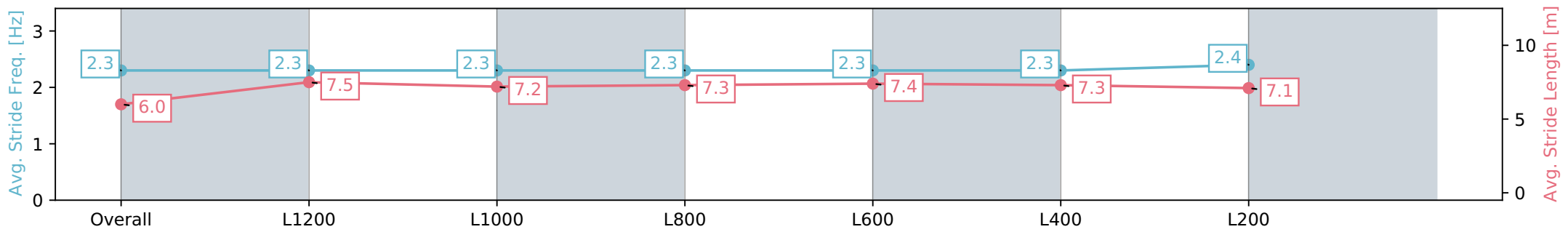
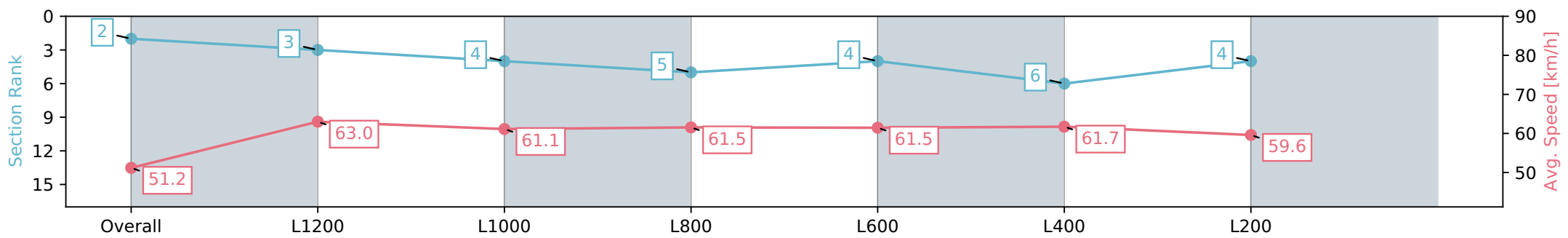
Morphettville Parks SA - Professional
 Race 9: Hahn Handicap (Heat of Adelaide in Autumn Series)
 - 1400m



16 March 2024 - 5:20PM

Track Rating: Good 4, Weather: Fine, Rail Position: +6m 1000m -W/
 Post, +3m Remainder; Sectional 608m

Section	Overall	L1200	L1000	L800	L600	L400	L200
Section Times	1:24.68 [2] (0:14.07)	1:10.61 [3] (0:11.41)	0:59.20 [4] (0:11.85)	0:47.35 [5] (0:11.74)	0:35.61 [4] (0:11.81)	0:23.80 [6] (0:11.73)	0:12.07 [4] (0:12.07)
Average Speed [km/h]	51.2	63.0	61.1	61.5	61.5	61.7	59.6
Top Speed [km/h]	63.1	64.1	63.9	62.8	63.0	63.3	62.4
Avg. Dist. to Rail [m]	5.5	1.2	1.1	1.4	1.8	2.3	3.3
Avg. Stride Freq. [Hz]	2.3	2.3	2.3	2.3	2.3	2.3	2.4
Avg. Stride Length [m]	6.0	7.5	7.2	7.3	7.4	7.3	7.1



- [] Ranking at each section and finish
- :-:- No data available at this section
- NA No data available

Horse/Jockey Name	RUBINI
Finish Rank	3
Fastest Section Time (Section)	0:11.46 (L1200)
Top Speed [km/h] (Section)	64.2 (L1200)
Race State	Finished



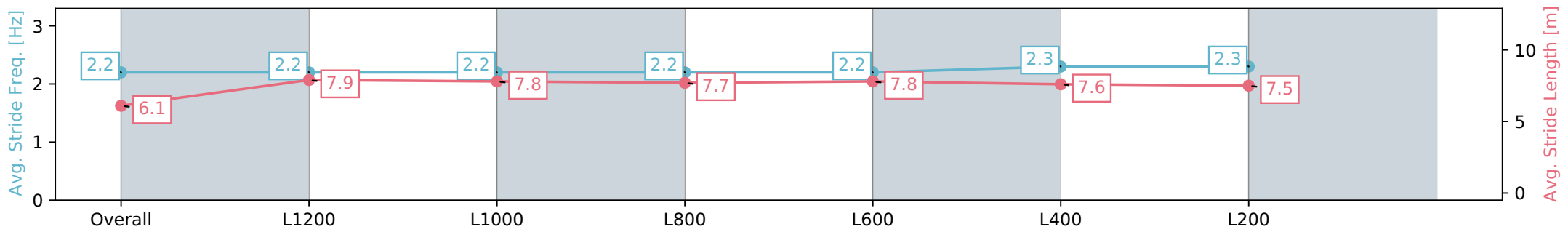
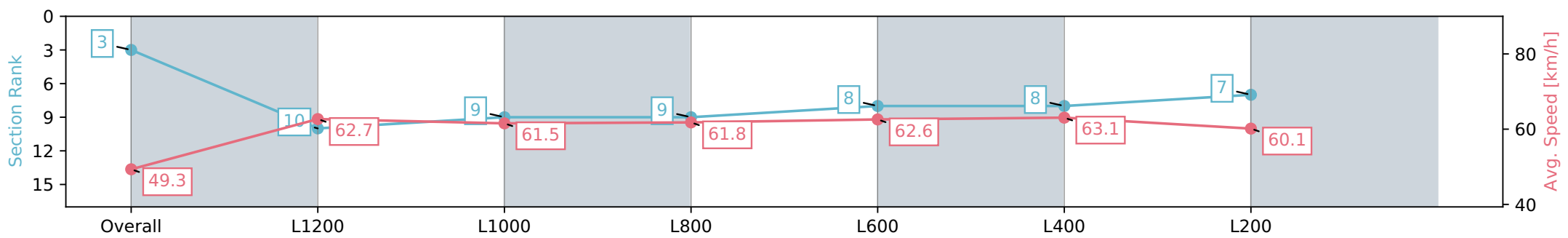
Morphettville Parks SA - Professional
 Race 9: Hahn Handicap (Heat of Adelaide in Autumn Series)
 - 1400m

16 March 2024 - 5:20PM

Track Rating: Good 4, Weather: Fine, Rail Position: +6m 1000m -W/
 Post, +3m Remainder; Sectional 608m



Section	Overall	L1200	L1000	L800	L600	L400	L200
Section Times	1:24.70 [3] (0:14.57)	1:10.12 [10] (0:11.46)	0:58.66 [9] (0:11.69)	0:46.97 [9] (0:11.75)	0:35.22 [8] (0:11.73)	0:23.49 [8] (0:11.54)	0:11.95 [7] (0:11.95)
Average Speed [km/h]	49.3	62.7	61.5	61.8	62.6	63.1	60.1
Top Speed [km/h]	62.1	64.2	62.7	63.4	63.7	63.6	63.2
Avg. Dist. to Rail [m]	2.0	1.4	1.0	2.5	3.4	5.4	6.3
Avg. Stride Freq. [Hz]	2.2	2.2	2.2	2.2	2.2	2.3	2.3
Avg. Stride Length [m]	6.1	7.9	7.8	7.7	7.8	7.6	7.5



- [] Ranking at each section and finish
- :-:- No data available at this section
- NA No data available

Horse/Jockey Name	ZEBELLA
Finish Rank	4
Fastest Section Time (Section)	0:11.40 (L1200)
Top Speed [km/h] (Section)	65.1 (L1200)
Race State	Finished



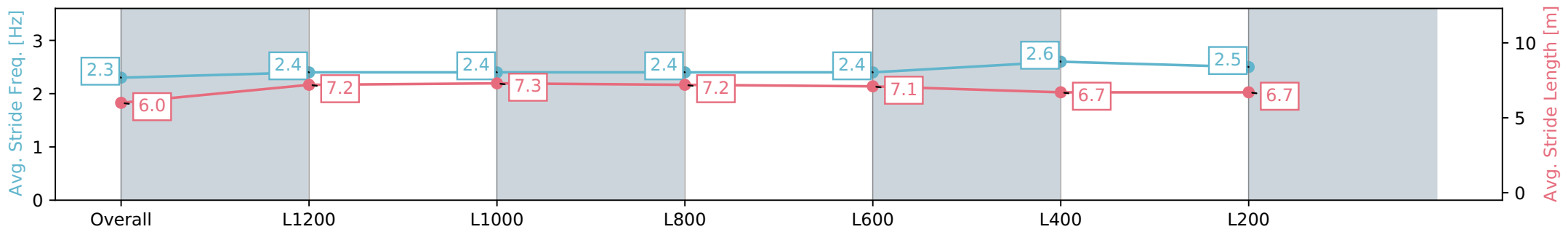
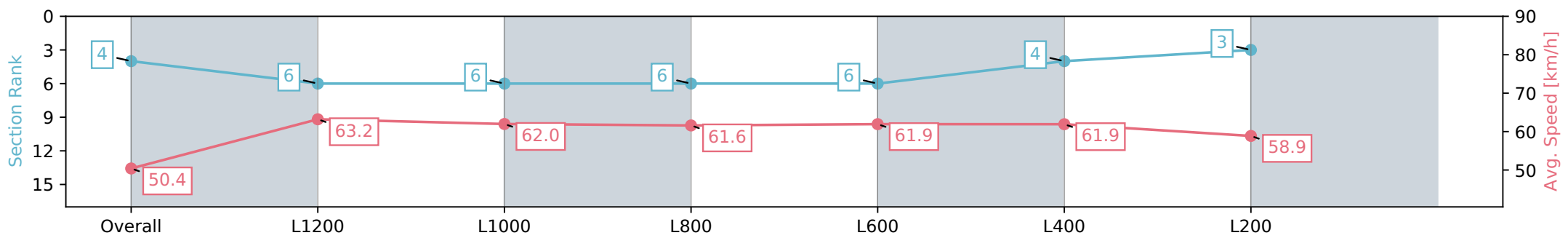
Morphettville Parks SA - Professional
 Race 9: Hahn Handicap (Heat of Adelaide in Autumn Series)
 - 1400m



16 March 2024 - 5:20PM

Track Rating: Good 4, Weather: Fine, Rail Position: +6m 1000m -W/
 Post, +3m Remainder; Sectional 608m

Section	Overall	L1200	L1000	L800	L600	L400	L200
Section Times	1:24.80 [4] (0:14.30)	1:10.50 [6] (0:11.40)	0:59.10 [6] (0:11.69)	0:47.41 [6] (0:11.74)	0:35.67 [6] (0:11.74)	0:23.93 [4] (0:11.70)	0:12.23 [3] (0:12.23)
Average Speed [km/h]	50.4	63.2	62.0	61.6	61.9	61.9	58.9
Top Speed [km/h]	61.7	65.1	64.4	62.4	62.6	62.7	61.5
Avg. Dist. to Rail [m]	9.6	1.8	1.5	1.6	1.8	3.5	3.2
Avg. Stride Freq. [Hz]	2.3	2.4	2.4	2.4	2.4	2.6	2.5
Avg. Stride Length [m]	6.0	7.2	7.3	7.2	7.1	6.7	6.7



- [] Ranking at each section and finish
- :-:- No data available at this section
- NA No data available

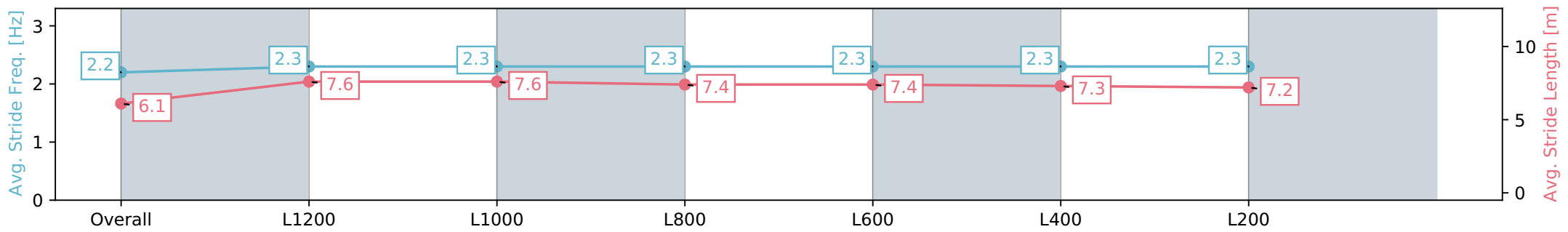
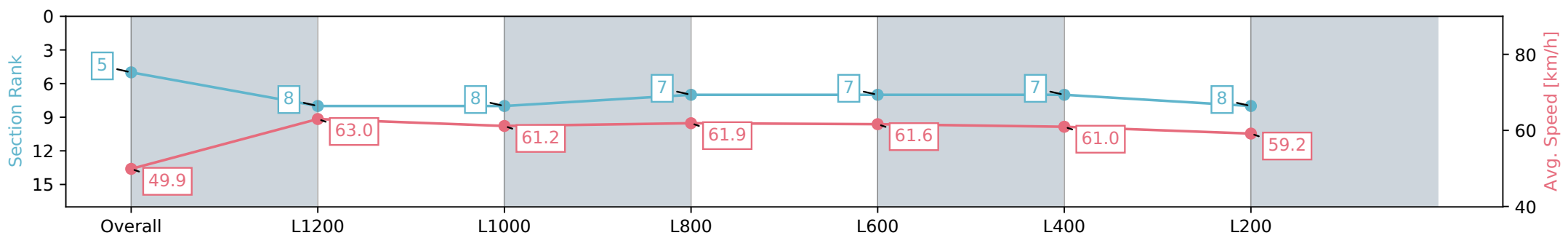
Horse/Jockey Name	FIELD THE MOMENT
Finish Rank	5
Fastest Section Time (Section)	0:11.43 (L1200)
Top Speed [km/h] (Section)	63.8 (L1200)
Race State	Finished



Morphettville Parks SA - Professional
 Race 9: Hahn Handicap (Heat of Adelaide in Autumn Series)
 - 1400m
 16 March 2024 - 5:20PM
 Track Rating: Good 4, Weather: Fine, Rail Position: +6m 1000m -W/
 Post, +3m Remainder; Sectional 608m



Section	Overall	L1200	L1000	L800	L600	L400	L200
Section Times	1:24.99 [5] (0:14.43)	1:10.56 [8] (0:11.43)	0:59.13 [8] (0:11.77)	0:47.36 [7] (0:11.64)	0:35.72 [7] (0:11.70)	0:24.02 [7] (0:11.82)	0:12.20 [8] (0:12.20)
Average Speed [km/h]	49.9	63.0	61.2	61.9	61.6	61.0	59.2
Top Speed [km/h]	61.8	63.8	63.3	63.5	63.3	62.7	61.1
Avg. Dist. to Rail [m]	3.5	1.1	0.6	0.3	0.7	0.6	2.2
Avg. Stride Freq. [Hz]	2.2	2.3	2.3	2.3	2.3	2.3	2.3
Avg. Stride Length [m]	6.1	7.6	7.6	7.4	7.4	7.3	7.2



- [] Ranking at each section and finish
- :-:- No data available at this section
- NA No data available

Horse/Jockey Name	UPGRADE ME
Finish Rank	6
Fastest Section Time (Section)	0:11.52 (L600)
Top Speed [km/h] (Section)	65.9 (L600)
Race State	Finished



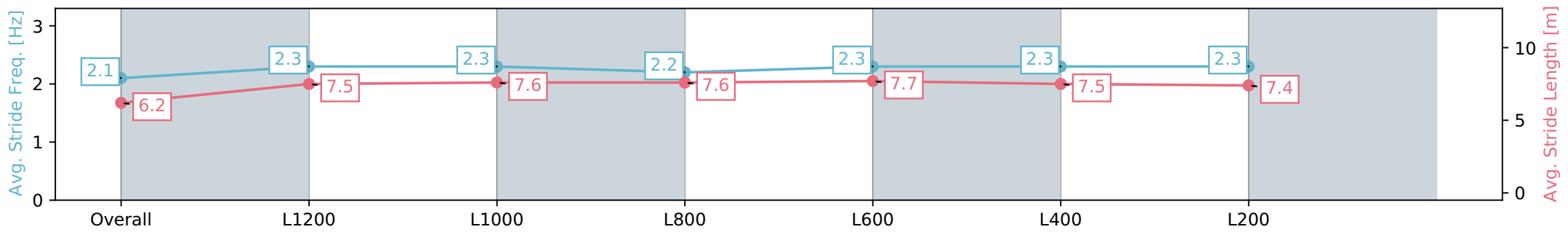
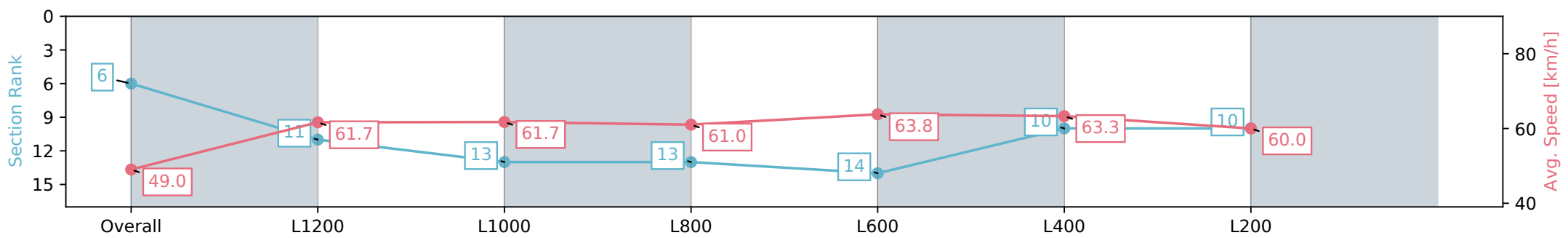
Morphettville Parks SA - Professional
 Race 9: Hahn Handicap (Heat of Adelaide in Autumn Series)
 - 1400m

16 March 2024 - 5:20PM



Track Rating: Good 4, Weather: Fine, Rail Position: +6m 1000m -W/
 Post, +3m Remainder; Sectional 608m

Section	Overall	L1200	L1000	L800	L600	L400	L200
Section Times	1:25.01 [6] (0:14.71)	1:10.30 [11] (0:11.67)	0:58.63 [13] (0:11.73)	0:46.90 [13] (0:11.88)	0:35.02 [14] (0:11.52)	0:23.50 [10] (0:11.54)	0:11.96 [10] (0:11.96)
Average Speed [km/h]	49.0	61.7	61.7	61.0	63.8	63.3	60.0
Top Speed [km/h]	62.9	63.4	63.5	62.9	65.9	65.4	62.5
Avg. Dist. to Rail [m]	9.8	1.6	1.5	2.8	3.6	6.2	7.6
Avg. Stride Freq. [Hz]	2.1	2.3	2.3	2.2	2.3	2.3	2.3
Avg. Stride Length [m]	6.2	7.5	7.6	7.6	7.7	7.5	7.4



Report Created: Sat 16 March 2024 18:04:38 GMT+11 (Note: Timing is based on positional data)

- [] Ranking at each section and finish
- :-:- No data available at this section
- NA No data available

Horse/Jockey Name	JUST LIKE LISA
Finish Rank	7
Fastest Section Time (Section)	0:11.45 (L1200)
Top Speed [km/h] (Section)	65.2 (L1200)
Race State	Finished



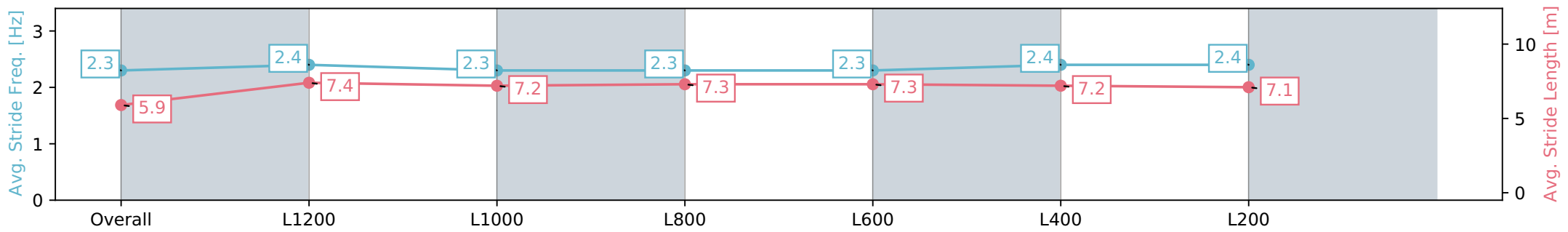
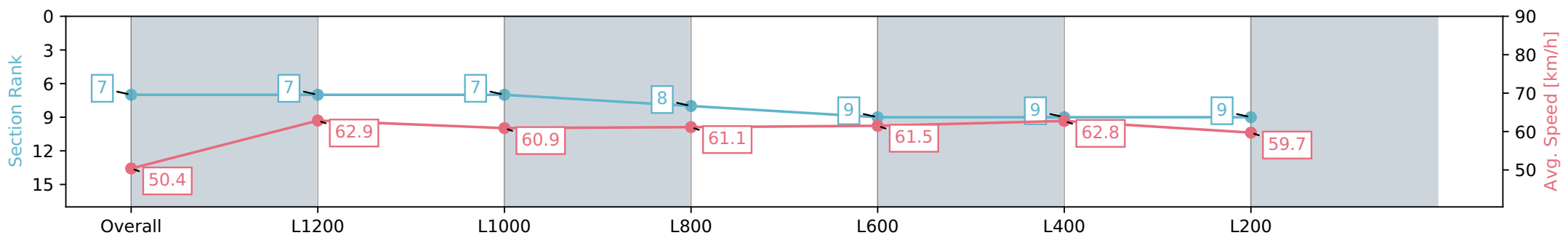
Morphettville Parks SA - Professional
 Race 9: Hahn Handicap (Heat of Adelaide in Autumn Series)
 - 1400m

16 March 2024 - 5:20PM



Track Rating: Good 4, Weather: Fine, Rail Position: +6m 1000m -W/
 Post, +3m Remainder; Sectional 608m

Section	Overall	L1200	L1000	L800	L600	L400	L200
Section Times	1:25.03 [7] (0:14.32)	1:10.71 [7] (0:11.45)	0:59.26 [7] (0:11.89)	0:47.37 [8] (0:11.85)	0:35.52 [9] (0:11.89)	0:23.63 [9] (0:11.56)	0:12.07 [9] (0:12.07)
Average Speed [km/h]	50.4	62.9	60.9	61.1	61.5	62.8	59.7
Top Speed [km/h]	61.6	65.2	63.5	62.3	62.3	63.6	63.2
Avg. Dist. to Rail [m]	4.1	1.2	1.5	2.3	2.6	4.9	7.0
Avg. Stride Freq. [Hz]	2.3	2.4	2.3	2.3	2.3	2.4	2.4
Avg. Stride Length [m]	5.9	7.4	7.2	7.3	7.3	7.2	7.1



- [] Ranking at each section and finish
- :-:- No data available at this section
- NA No data available

Horse/Jockey Name	SMILING FROM ABOVE
Finish Rank	8
Fastest Section Time (Section)	0:11.27 (L1200)
Top Speed [km/h] (Section)	64.7 (L1200)
Race State	Finished



Morphettville Parks SA - Professional

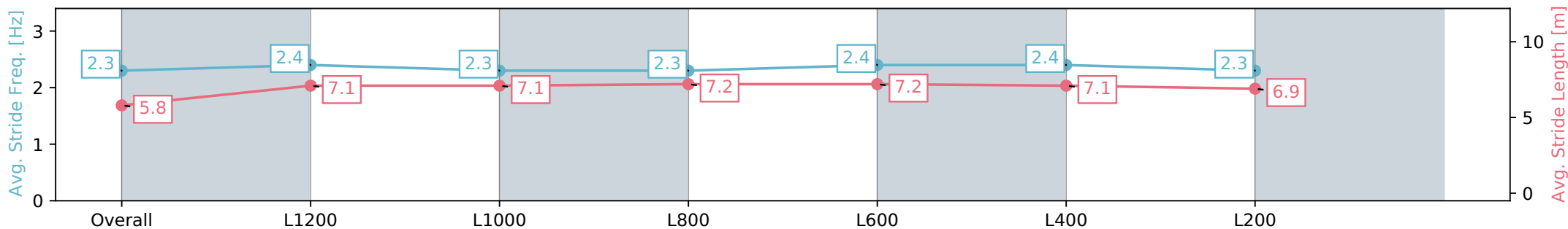
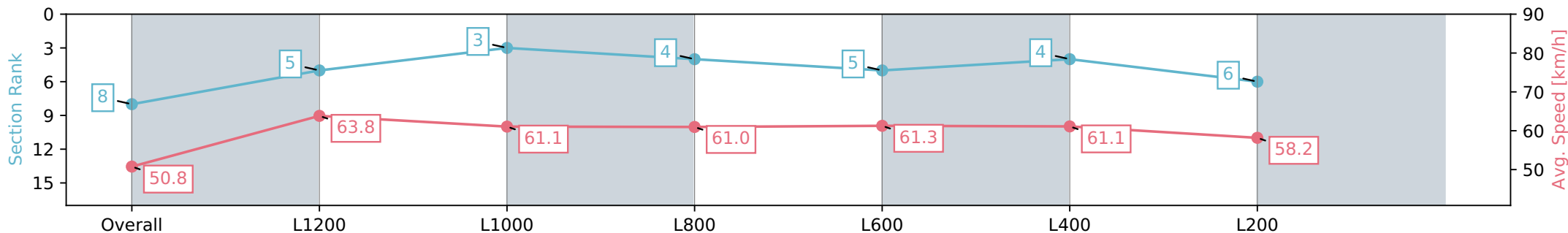
Race 9: Hahn Handicap (Heat of Adelaide in Autumn Series) - 1400m

16 March 2024 - 5:20PM

Track Rating: Good 4, Weather: Fine, Rail Position: +6m 1000m -W/ Post, +3m Remainder; Sectional 608m



Section	Overall	L1200	L1000	L800	L600	L400	L200
Section Times	1:25.05 [8] (0:14.21)	1:10.84 [5] (0:11.27)	0:59.57 [3] (0:11.77)	0:47.80 [4] (0:11.83)	0:35.97 [5] (0:11.79)	0:24.18 [4] (0:11.80)	0:12.38 [6] (0:12.38)
Average Speed [km/h]	50.8	63.8	61.1	61.0	61.3	61.1	58.2
Top Speed [km/h]	64.0	64.7	63.7	62.5	63.1	62.0	60.8
Avg. Dist. to Rail [m]	2.0	1.1	0.7	0.7	0.6	1.3	2.5
Avg. Stride Freq. [Hz]	2.3	2.4	2.3	2.3	2.4	2.4	2.3
Avg. Stride Length [m]	5.8	7.1	7.1	7.2	7.2	7.1	6.9



- [] Ranking at each section and finish
- :-:- No data available at this section
- NA No data available

Horse/Jockey Name	CAPTAIN JOOLIAN
Finish Rank	9
Fastest Section Time (Section)	0:11.35 (L1200)
Top Speed [km/h] (Section)	64.9 (L1200)
Race State	Finished



Morphettville Parks SA - Professional

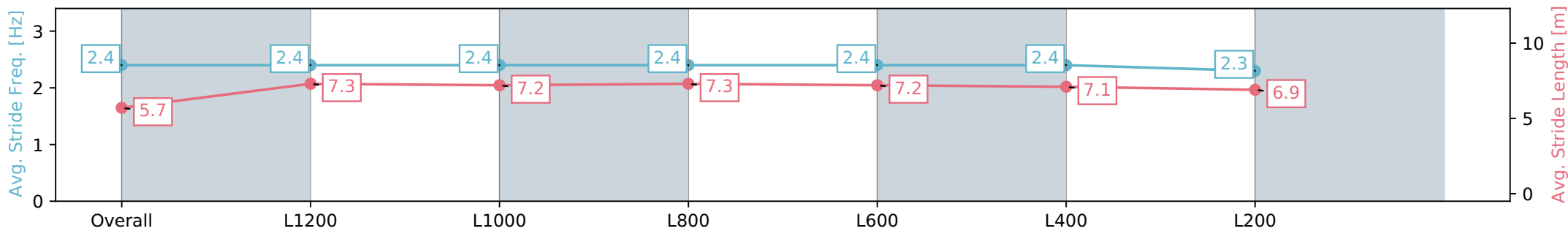
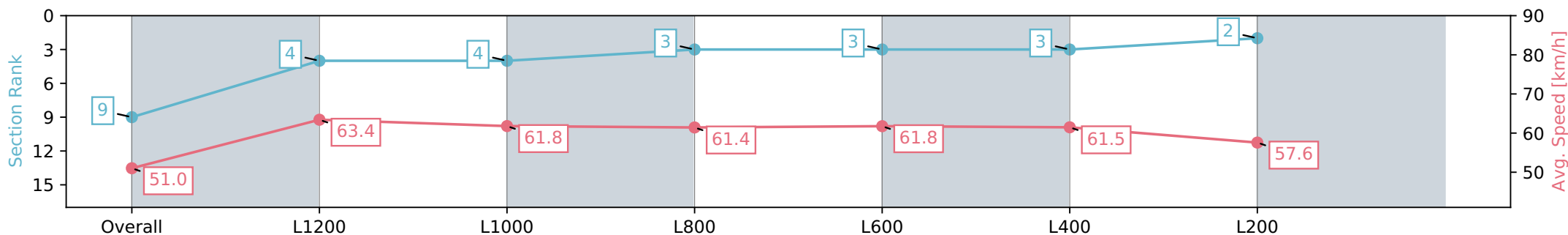
Race 9: Hahn Handicap (Heat of Adelaide in Autumn Series) - 1400m

16 March 2024 - 5:20PM

Track Rating: Good 4, Weather: Fine, Rail Position: +6m 1000m -W/ Post, +3m Remainder; Sectional 608m



Section	Overall	L1200	L1000	L800	L600	L400	L200
Section Times	1:25.09 [9] (0:14.13)	1:10.96 [4] (0:11.35)	0:59.61 [4] (0:11.75)	0:47.86 [3] (0:11.77)	0:36.09 [3] (0:11.79)	0:24.30 [3] (0:11.77)	0:12.53 [2] (0:12.53)
Average Speed [km/h]	51.0	63.4	61.8	61.4	61.8	61.5	57.6
Top Speed [km/h]	62.8	64.9	63.7	62.9	62.9	62.6	61.0
Avg. Dist. to Rail [m]	7.9	1.4	1.6	1.8	2.2	2.9	3.9
Avg. Stride Freq. [Hz]	2.4	2.4	2.4	2.4	2.4	2.4	2.3
Avg. Stride Length [m]	5.7	7.3	7.2	7.3	7.2	7.1	6.9



- [] Ranking at each section and finish
- :-:- No data available at this section
- NA No data available

Horse/Jockey Name	CARBONE
Finish Rank	10
Fastest Section Time (Section)	0:11.56 (L400)
Top Speed [km/h] (Section)	63.9 (L400)
Race State	Finished



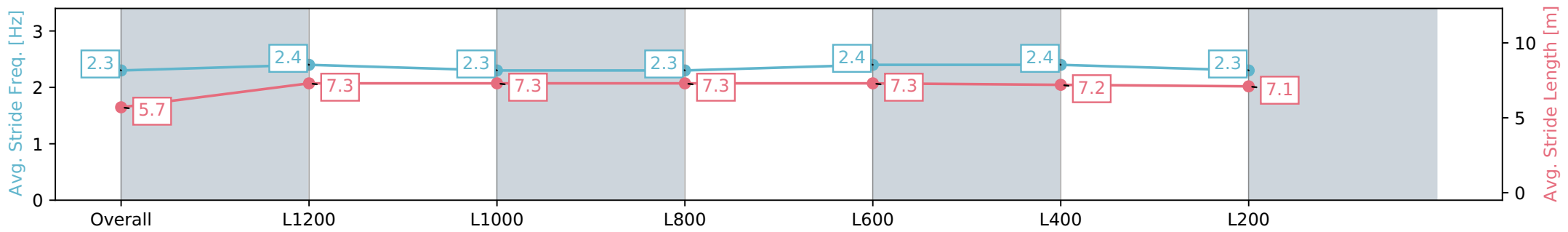
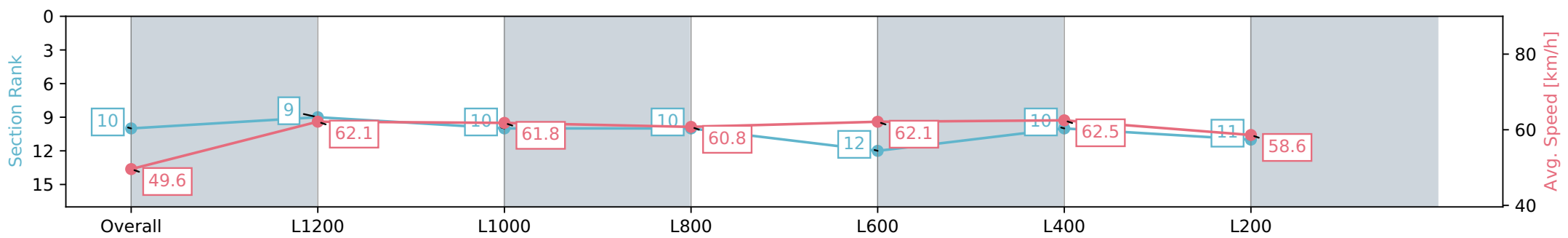
Morphettville Parks SA - Professional
 Race 9: Hahn Handicap (Heat of Adelaide in Autumn Series)
 - 1400m

16 March 2024 - 5:20PM



Track Rating: Good 4, Weather: Fine, Rail Position: +6m 1000m -W/
 Post, +3m Remainder; Sectional 608m

Section	Overall	L1200	L1000	L800	L600	L400	L200
Section Times	1:25.38 [10] (0:14.53)	1:10.85 [9] (0:11.59)	0:59.26 [10] (0:11.79)	0:47.47 [10] (0:11.91)	0:35.56 [12] (0:11.69)	0:23.87 [10] (0:11.56)	0:12.30 [11] (0:12.30)
Average Speed [km/h]	49.6	62.1	61.8	60.8	62.1	62.5	58.6
Top Speed [km/h]	60.8	63.3	63.0	62.7	63.3	63.9	61.2
Avg. Dist. to Rail [m]	6.9	2.2	2.4	2.6	1.5	4.0	5.5
Avg. Stride Freq. [Hz]	2.3	2.4	2.3	2.3	2.4	2.4	2.3
Avg. Stride Length [m]	5.7	7.3	7.3	7.3	7.3	7.2	7.1



Report Created: Sat 16 March 2024 18:04:51 GMT+11 (Note: Timing is based on positional data)

- [] Ranking at each section and finish
- :-:- No data available at this section
- NA No data available

Horse/Jockey Name	MUG'S GAME
Finish Rank	11
Fastest Section Time (Section)	0:11.66 (L1000)
Top Speed [km/h] (Section)	63.6 (L1200)
Race State	Finished



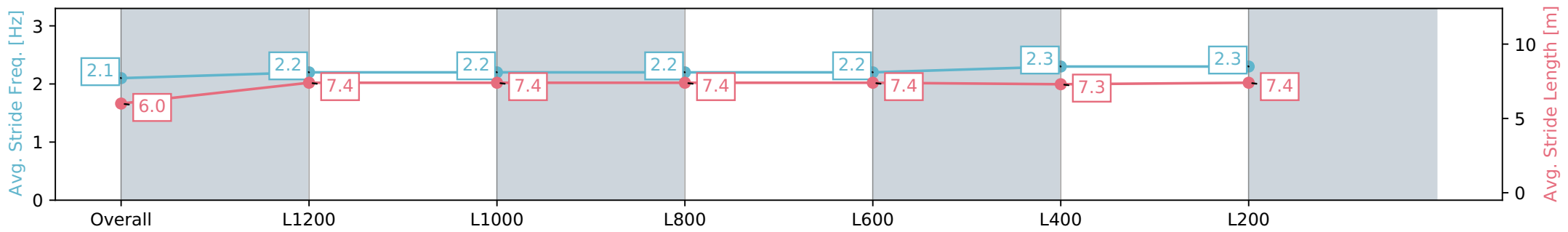
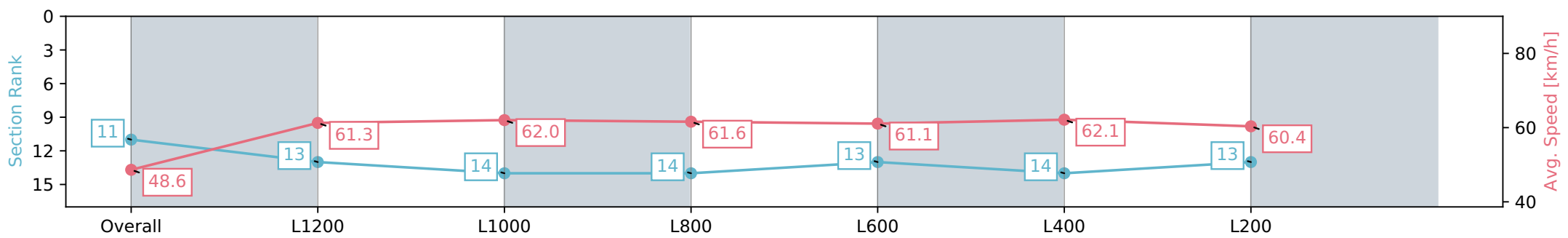
Morphettville Parks SA - Professional
 Race 9: Hahn Handicap (Heat of Adelaide in Autumn Series)
 - 1400m



16 March 2024 - 5:20PM

Track Rating: Good 4, Weather: Fine, Rail Position: +6m 1000m -W/
 Post, +3m Remainder; Sectional 608m

Section	Overall	L1200	L1000	L800	L600	L400	L200
Section Times	1:25.40 [11] (0:14.82)	1:10.58 [13] (0:11.76)	0:58.82 [14] (0:11.66)	0:47.16 [14] (0:11.71)	0:35.45 [13] (0:11.86)	0:23.59 [14] (0:11.69)	0:11.90 [13] (0:11.90)
Average Speed [km/h]	48.6	61.3	62.0	61.6	61.1	62.1	60.4
Top Speed [km/h]	60.2	63.6	63.5	62.6	63.0	63.3	63.5
Avg. Dist. to Rail [m]	6.1	1.6	1.0	1.1	1.1	4.5	5.2
Avg. Stride Freq. [Hz]	2.1	2.2	2.2	2.2	2.2	2.3	2.3
Avg. Stride Length [m]	6.0	7.4	7.4	7.4	7.4	7.3	7.4



Report Created: Sat 16 March 2024 18:04:55 GMT+11 (Note: Timing is based on positional data)

- [] Ranking at each section and finish
- :-:- No data available at this section
- NA No data available

Horse/Jockey Name	BADONKIDONK
Finish Rank	12
Fastest Section Time (Section)	0:11.36 (L1200)
Top Speed [km/h] (Section)	64.2 (L1200)
Race State	Finished



Morphettville Parks SA - Professional

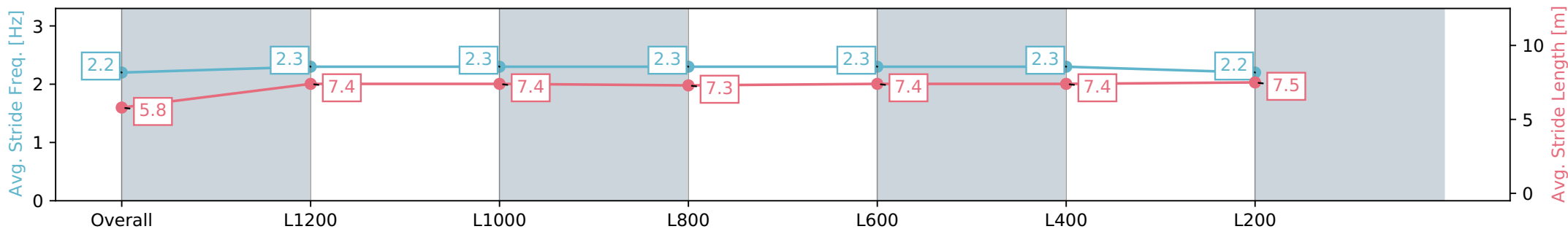
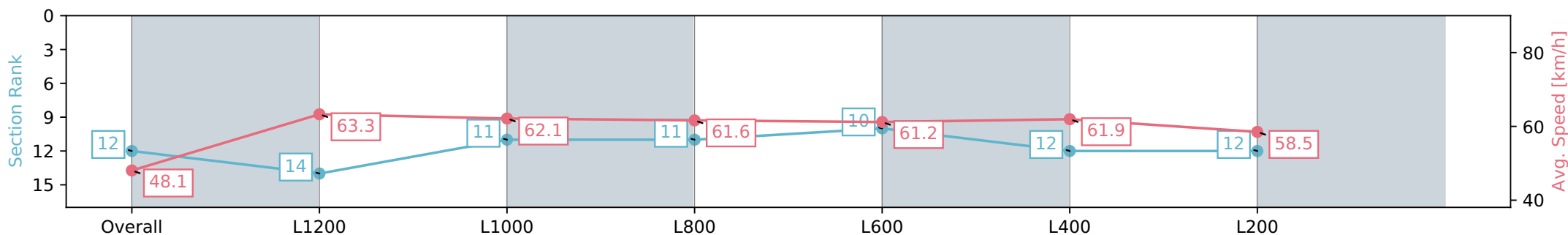
Race 9: Hahn Handicap (Heat of Adelaide in Autumn Series) - 1400m

16 March 2024 - 5:20PM

Track Rating: Good 4, Weather: Fine, Rail Position: +6m 1000m -W/ Post, +3m Remainder; Sectional 608m



Section	Overall	L1200	L1000	L800	L600	L400	L200
Section Times	1:25.51 [12] (0:15.01)	1:10.50 [14] (0:11.36)	0:59.14 [11] (0:11.61)	0:47.53 [11] (0:11.70)	0:35.83 [10] (0:11.85)	0:23.98 [12] (0:11.66)	0:12.32 [12] (0:12.32)
Average Speed [km/h]	48.1	63.3	62.1	61.6	61.2	61.9	58.5
Top Speed [km/h]	62.4	64.2	64.0	62.4	62.1	62.5	61.8
Avg. Dist. to Rail [m]	7.5	1.1	0.8	0.9	1.4	1.8	3.8
Avg. Stride Freq. [Hz]	2.2	2.3	2.3	2.3	2.3	2.3	2.2
Avg. Stride Length [m]	5.8	7.4	7.4	7.4	7.4	7.4	7.5



- [] Ranking at each section and finish
- :-:- No data available at this section
- NA No data available

Horse/Jockey Name	STELLA NOTATION
Finish Rank	13
Fastest Section Time (Section)	0:11.20 (L1200)
Top Speed [km/h] (Section)	65.5 (L1200)
Race State	Finished



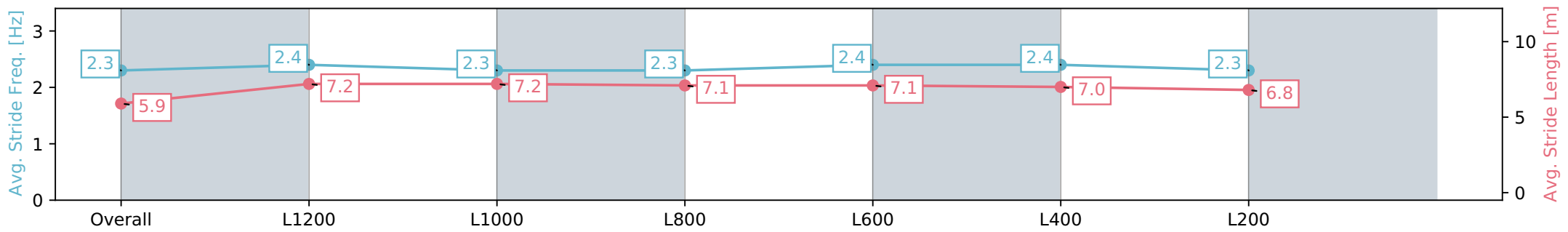
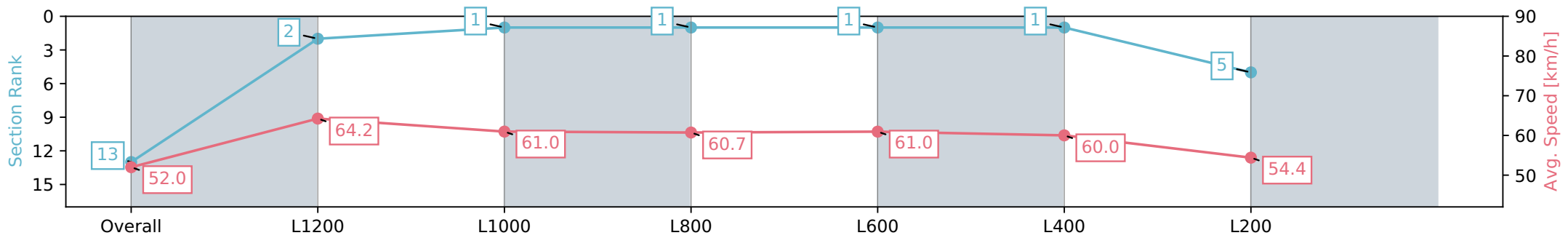
Morphettville Parks SA - Professional
 Race 9: Hahn Handicap (Heat of Adelaide in Autumn Series)
 - 1400m



16 March 2024 - 5:20PM

Track Rating: Good 4, Weather: Fine, Rail Position: +6m 1000m -W/
 Post, +3m Remainder; Sectional 608m

Section	Overall	L1200	L1000	L800	L600	L400	L200
Section Times	1:25.89 [13] (0:13.84)	1:12.05 [2] (0:11.20)	1:00.85 [1] (0:11.84)	0:49.01 [1] (0:11.88)	0:37.13 [1] (0:11.87)	0:25.26 [1] (0:12.02)	0:13.24 [5] (0:13.24)
Average Speed [km/h]	52.0	64.2	61.0	60.7	61.0	60.0	54.4
Top Speed [km/h]	65.2	65.5	63.1	63.3	62.1	61.2	58.8
Avg. Dist. to Rail [m]	2.2	1.0	0.8	0.7	1.0	1.4	1.3
Avg. Stride Freq. [Hz]	2.3	2.4	2.3	2.3	2.4	2.4	2.3
Avg. Stride Length [m]	5.9	7.2	7.2	7.1	7.1	7.0	6.8



- [] Ranking at each section and finish
- :-:- No data available at this section
- NA No data available

Horse/Jockey Name	STAR OF MONSOON
Finish Rank	14
Fastest Section Time (Section)	0:11.64 (L1000)
Top Speed [km/h] (Section)	64.1 (L1000)
Race State	Finished



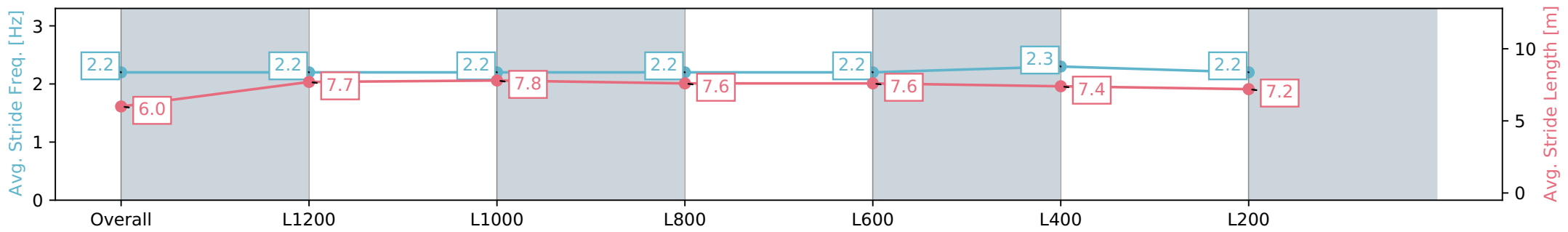
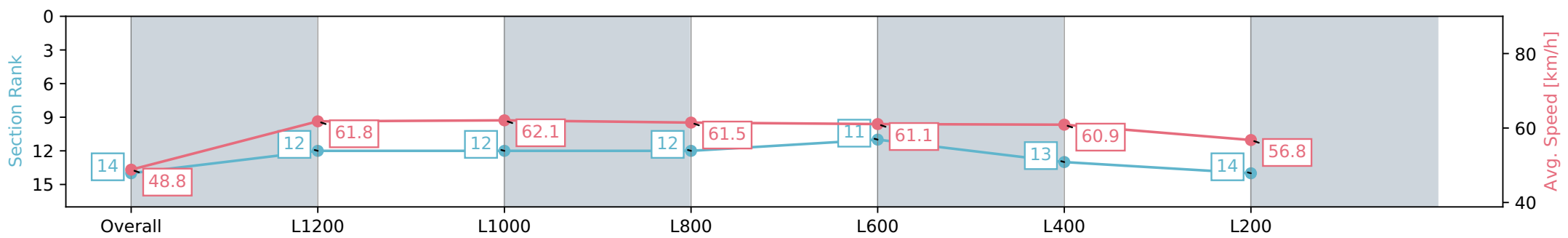
Morphettville Parks SA - Professional
 Race 9: Hahn Handicap (Heat of Adelaide in Autumn Series)
 - 1400m



16 March 2024 - 5:20PM

Track Rating: Good 4, Weather: Fine, Rail Position: +6m 1000m -W/
 Post, +3m Remainder; Sectional 608m

Section	Overall	L1200	L1000	L800	L600	L400	L200
Section Times	1:26.21 [14] (0:14.73)	1:11.48 [12] (0:11.65)	0:59.83 [12] (0:11.64)	0:48.19 [12] (0:11.77)	0:36.42 [11] (0:11.87)	0:24.55 [13] (0:11.87)	0:12.68 [14] (0:12.68)
Average Speed [km/h]	48.8	61.8	62.1	61.5	61.1	60.9	56.8
Top Speed [km/h]	61.1	64.1	64.1	63.2	62.4	62.3	60.0
Avg. Dist. to Rail [m]	4.6	1.3	1.0	1.6	1.4	2.3	2.9
Avg. Stride Freq. [Hz]	2.2	2.2	2.2	2.2	2.2	2.3	2.2
Avg. Stride Length [m]	6.0	7.7	7.8	7.6	7.6	7.4	7.2



- [] Ranking at each section and finish
- :-:- No data available at this section
- NA No data available