



RACING SA

Morphettville Parks SA
Race 6: Piper Heidsieck Handicap - 1000m
16 March 2024 - 3:22PM



Track Rating: Good 4, Weather: Fine, Rail Position: +6m 1000m -W/Post, +3m
Remainder; Sectional 608m

Table with columns: Section, Field Times, Position, #, Horse/Jockey, Barrier, Top Speed [km/h], Fastest Section, First 400m, Overall, L800, L600, L400, L200, Margin, Distance Travelled From Winner [m]. Rows 1-10 listing race participants and their performance metrics.

Scratched: The Magistrate (#2)

- [] Position in running at each section and finish
Saddle cloth number
-:-:- No data available at this section
NA No data available
Background shading for fastest section

Horse/Jockey Name	LONRODEX
Finish Rank	1
Fastest Section Time (Section)	0:10.65 (L800)
Top Speed [km/h] (Section)	69.2 (Overall)
Race State	Finished



Morphettville Parks SA - Professional

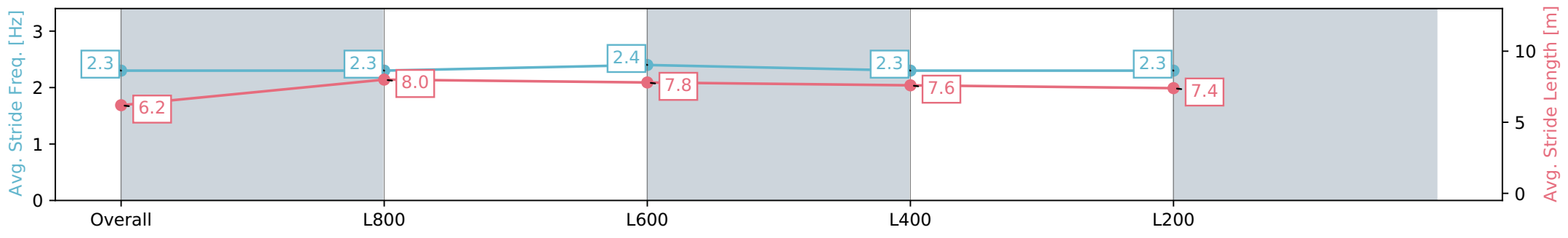
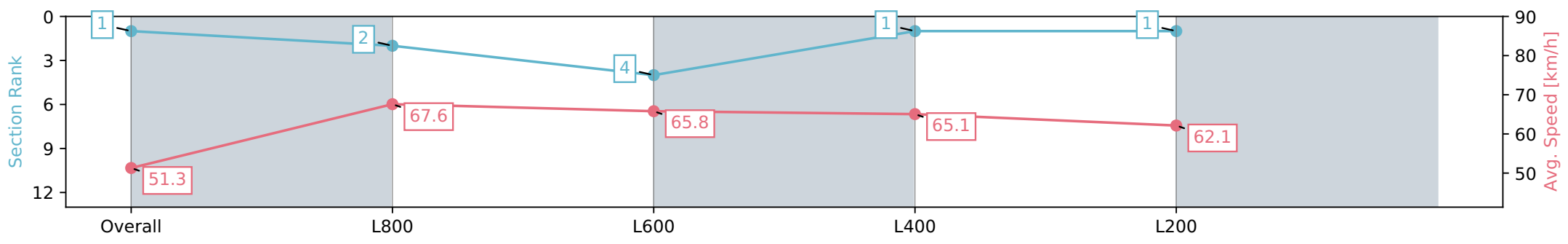
Race 6: Piper Heidsieck Handicap - 1000m

16 March 2024 - 3:22PM

Track Rating: Good 4, Weather: Fine, Rail Position: +6m 1000m -W/
Post, +3m Remainder; Sectional 608m



Section	Overall	L1000	L800	L600	L400
Section Times	0:58.04 [1] (0:14.01)	0:44.03 [2] (0:10.65)	0:33.38 [4] (0:10.80)	0:22.58 [1] (0:11.04)	0:11.54 [1] (0:11.54)
Average Speed [km/h]	51.3	67.6	65.8	65.1	62.1
Top Speed [km/h]	69.2	69.2	66.4	66.3	64.1
Avg. Dist. to Rail [m]	1.8	0.7	2.0	0.9	1.1
Avg. Stride Freq. [Hz]	2.3	2.3	2.4	2.3	2.3
Avg. Stride Length [m]	6.2	8.0	7.8	7.6	7.4



- [] Ranking at each section and finish
- :-:- No data available at this section
- NA No data available

Horse/Jockey Name	WINNING REVOLUTION
Finish Rank	2
Fastest Section Time (Section)	0:10.54 (L800)
Top Speed [km/h] (Section)	68.9 (L800)
Race State	Finished



Morphettville Parks SA - Professional

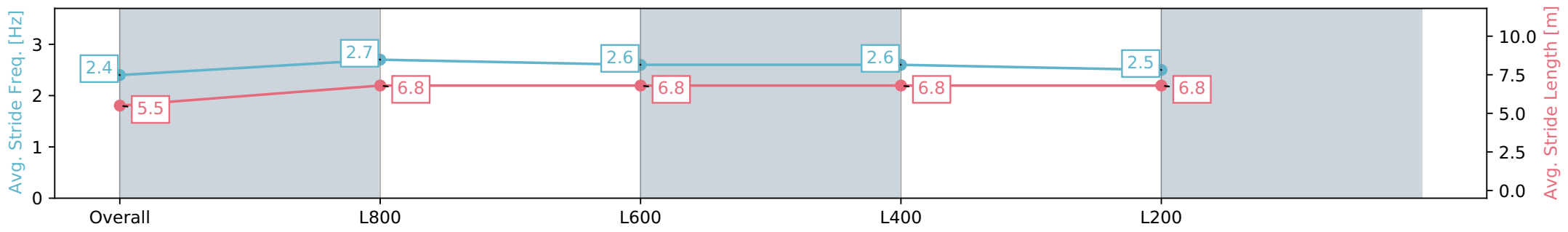
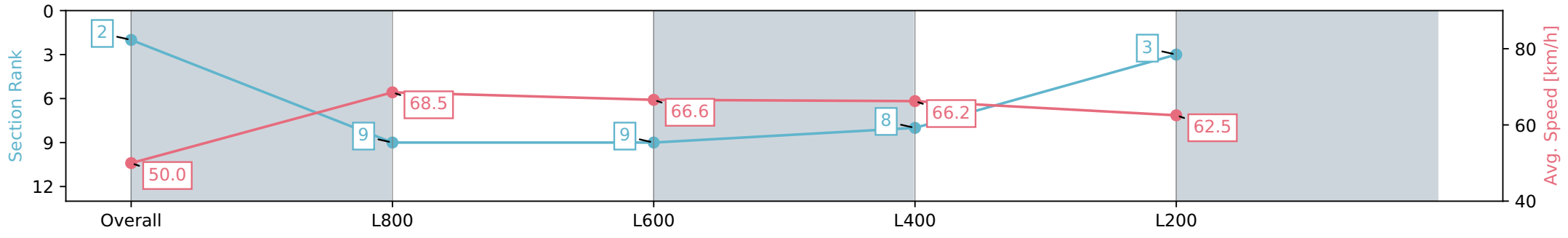
Race 6: Piper Heidsieck Handicap - 1000m

16 March 2024 - 3:22PM

Track Rating: Good 4, Weather: Fine, Rail Position: +6m 1000m -W/
Post, +3m Remainder; Sectional 608m



Section	Overall	L1000	L800	L600	L400
Section Times	0:58.23 [2] (0:14.46)	0:43.77 [9] (0:10.54)	0:33.23 [9] (0:10.87)	0:22.36 [8] (0:10.89)	0:11.47 [3] (0:11.47)
Average Speed [km/h]	50.0	68.5	66.6	66.2	62.5
Top Speed [km/h]	68.2	68.9	67.6	67.0	63.2
Avg. Dist. to Rail [m]	7.0	1.0	0.9	0.9	2.7
Avg. Stride Freq. [Hz]	2.4	2.7	2.6	2.6	2.5
Avg. Stride Length [m]	5.5	6.8	6.8	6.8	6.8



- [] Ranking at each section and finish
- :-:- No data available at this section
- NA No data available

Horse/Jockey Name	MOUSE ALMIGHTY
Finish Rank	3
Fastest Section Time (Section)	0:10.53 (L800)
Top Speed [km/h] (Section)	71.1 (L800)
Race State	Finished



Morphettville Parks SA - Professional

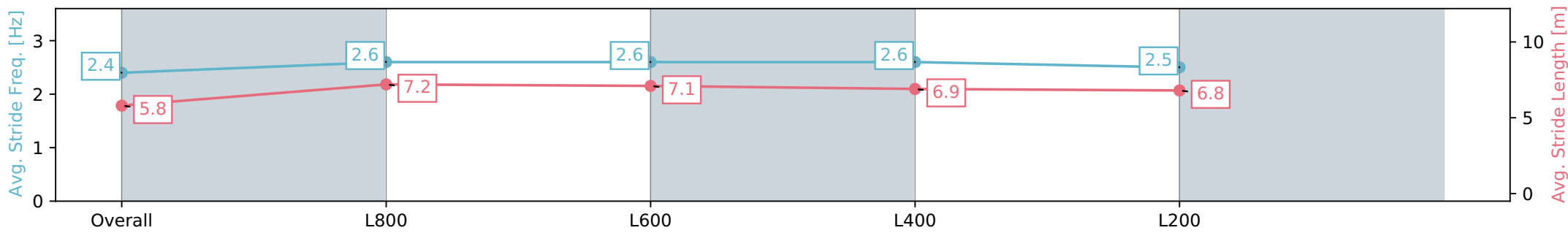
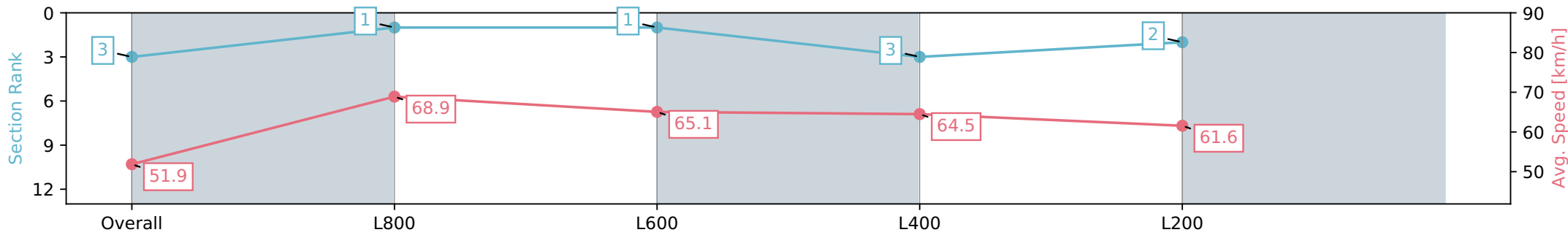
Race 6: Piper Heidsieck Handicap - 1000m

16 March 2024 - 3:22PM

Track Rating: Good 4, Weather: Fine, Rail Position: +6m 1000m -W/
Post, +3m Remainder; Sectional 608m



Section	Overall	L1000	L800	L600	L400
Section Times	0:58.38 [3] (0:13.89)	0:44.49 [1] (0:10.53)	0:33.96 [1] (0:11.13)	0:22.83 [3] (0:11.17)	0:11.66 [2] (0:11.66)
Average Speed [km/h]	51.9	68.9	65.1	64.5	61.6
Top Speed [km/h]	70.0	71.1	66.0	65.5	64.0
Avg. Dist. to Rail [m]	6.7	3.5	1.0	2.1	4.6
Avg. Stride Freq. [Hz]	2.4	2.6	2.6	2.6	2.5
Avg. Stride Length [m]	5.8	7.2	7.1	6.9	6.8



- [] Ranking at each section and finish
- :-:- No data available at this section
- NA No data available

Horse/Jockey Name	MESSERSCHMITT
Finish Rank	4
Fastest Section Time (Section)	0:10.65 (L800)
Top Speed [km/h] (Section)	69.4 (L800)
Race State	Finished



Morphettville Parks SA - Professional

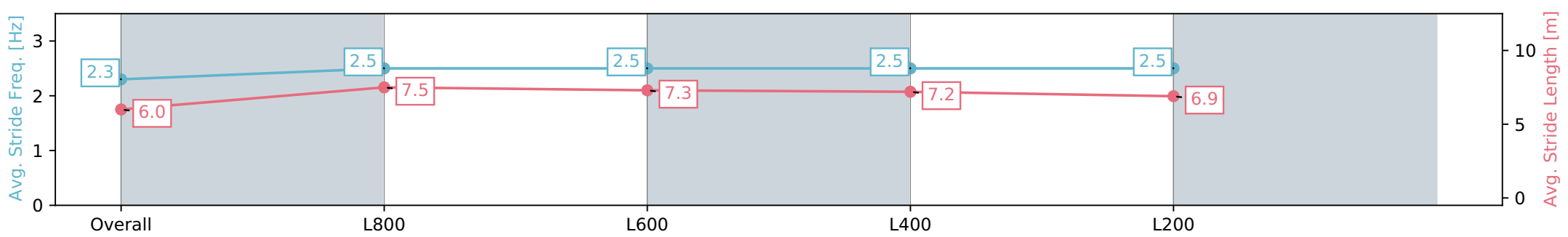
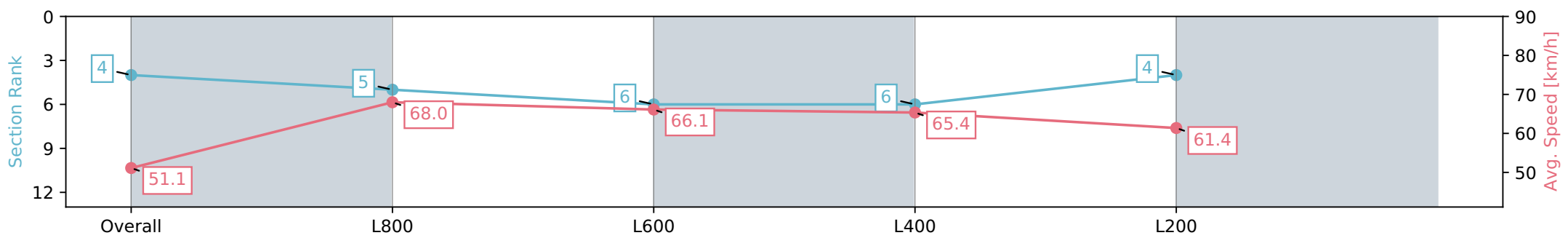
Race 6: Piper Heidsieck Handicap - 1000m

16 March 2024 - 3:22PM

Track Rating: Good 4, Weather: Fine, Rail Position: +6m 1000m -W/
Post, +3m Remainder; Sectional 608m



Section	Overall	L1000	L800	L600	L400
Section Times	0:58.52 [4] (0:14.09)	0:44.43 [5] (0:10.65)	0:33.78 [6] (0:11.01)	0:22.77 [6] (0:11.09)	0:11.68 [4] (0:11.68)
Average Speed [km/h]	51.1	68.0	66.1	65.4	61.4
Top Speed [km/h]	68.6	69.4	66.9	66.0	64.9
Avg. Dist. to Rail [m]	5.7	2.8	1.8	5.0	6.5
Avg. Stride Freq. [Hz]	2.3	2.5	2.5	2.5	2.5
Avg. Stride Length [m]	6.0	7.5	7.3	7.2	6.9



- [] Ranking at each section and finish
- :-:- No data available at this section
- NA No data available

Horse/Jockey Name	OUTPOST
Finish Rank	5
Fastest Section Time (Section)	0:10.69 (L800)
Top Speed [km/h] (Section)	69.3 (L800)
Race State	Finished



Morphettville Parks SA - Professional

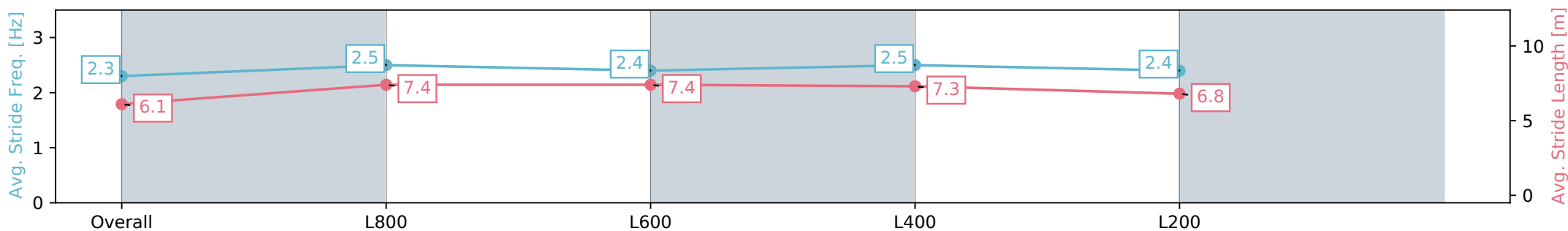
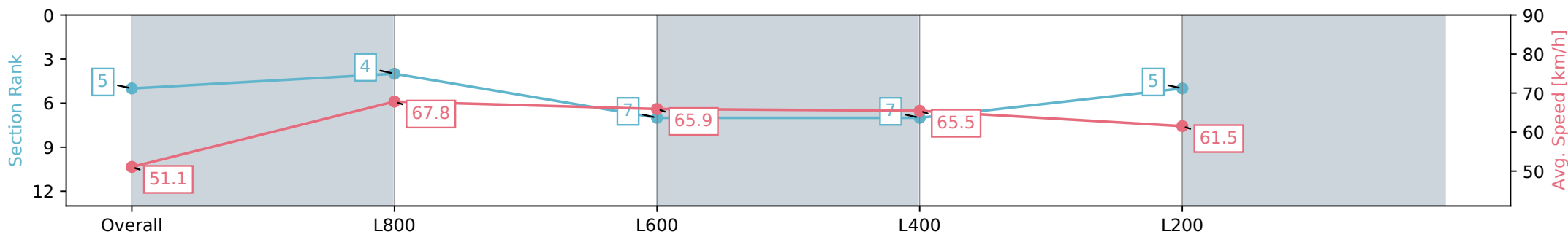
Race 6: Piper Heidsieck Handicap - 1000m

16 March 2024 - 3:22PM

Track Rating: Good 4, Weather: Fine, Rail Position: +6m 1000m -W/
Post, +3m Remainder; Sectional 608m



Section	Overall	L1000	L800	L600	L400
Section Times	0:58.54 [5] (0:14.08)	0:44.46 [4] (0:10.69)	0:33.77 [7] (0:11.07)	0:22.70 [7] (0:11.04)	0:11.66 [5] (0:11.66)
Average Speed [km/h]	51.1	67.8	65.9	65.5	61.5
Top Speed [km/h]	68.0	69.3	67.0	66.3	64.1
Avg. Dist. to Rail [m]	3.7	2.4	2.3	2.6	3.3
Avg. Stride Freq. [Hz]	2.3	2.5	2.4	2.5	2.4
Avg. Stride Length [m]	6.1	7.4	7.4	7.3	6.8



- [] Ranking at each section and finish
- :-:- No data available at this section
- NA No data available

Horse/Jockey Name	SHOOTOOSE
Finish Rank	6
Fastest Section Time (Section)	0:10.60 (L800)
Top Speed [km/h] (Section)	69.0 (L800)
Race State	Finished



Morphettville Parks SA - Professional

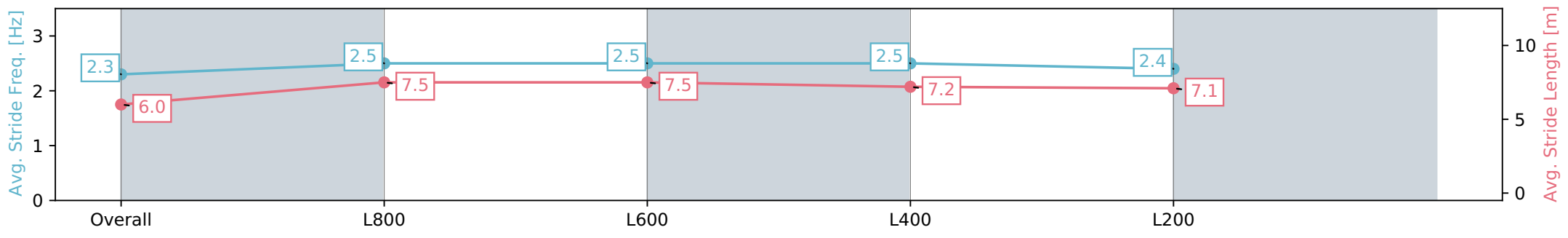
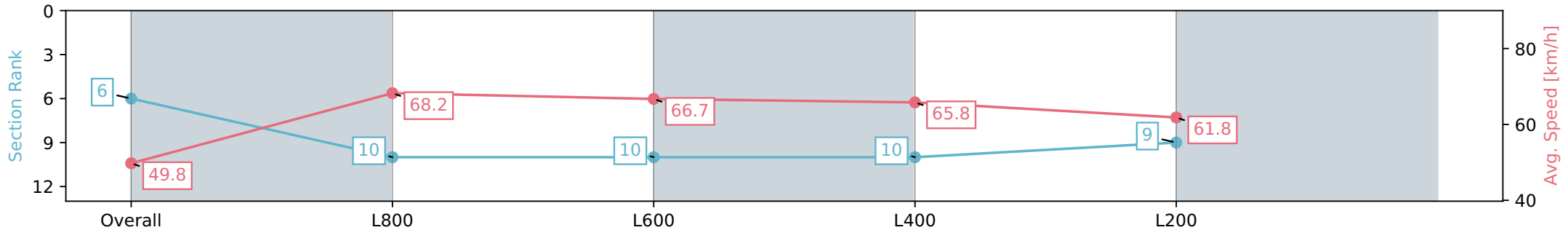
Race 6: Piper Heidsieck Handicap - 1000m

16 March 2024 - 3:22PM

Track Rating: Good 4, Weather: Fine, Rail Position: +6m 1000m -W/
Post, +3m Remainder; Sectional 608m



Section	Overall	L1000	L800	L600	L400
Section Times	0:58.61 [6] (0:14.51)	0:44.10 [10] (0:10.60)	0:33.50 [10] (0:10.91)	0:22.59 [10] (0:11.01)	0:11.58 [9] (0:11.57)
Average Speed [km/h]	49.8	68.2	66.7	65.8	61.8
Top Speed [km/h]	67.7	69.0	68.0	67.2	64.6
Avg. Dist. to Rail [m]	7.9	2.5	1.7	4.4	5.8
Avg. Stride Freq. [Hz]	2.3	2.5	2.5	2.5	2.4
Avg. Stride Length [m]	6.0	7.5	7.5	7.2	7.1



- [] Ranking at each section and finish
- :-:- No data available at this section
- NA No data available

Horse/Jockey Name	ALL BEANS
Finish Rank	7
Fastest Section Time (Section)	0:10.42 (L800)
Top Speed [km/h] (Section)	71.3 (L800)
Race State	Finished



Morphettville Parks SA - Professional

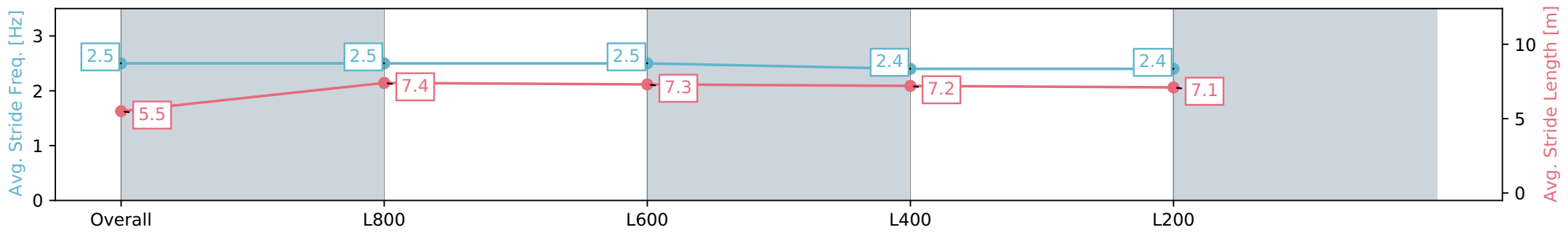
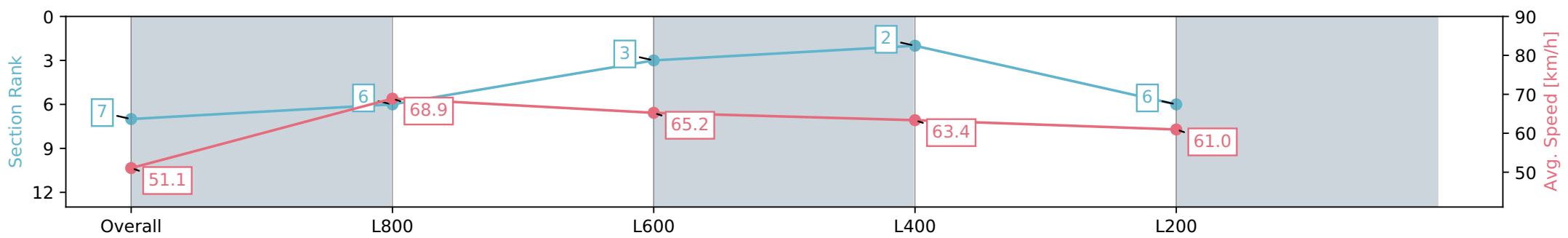
Race 6: Piper Heidsieck Handicap - 1000m

16 March 2024 - 3:22PM

Track Rating: Good 4, Weather: Fine, Rail Position: +6m 1000m -W/
Post, +3m Remainder; Sectional 608m



Section	Overall	L1000	L800	L600	L400
Section Times	0:58.68 [7] (0:14.17)	0:44.51 [6] (0:10.42)	0:34.09 [3] (0:10.93)	0:23.16 [2] (0:11.37)	0:11.79 [6] (0:11.79)
Average Speed [km/h]	51.1	68.9	65.2	63.4	61.0
Top Speed [km/h]	71.2	71.3	67.6	64.9	62.3
Avg. Dist. to Rail [m]	2.8	0.6	1.7	1.2	2.6
Avg. Stride Freq. [Hz]	2.5	2.5	2.5	2.4	2.4
Avg. Stride Length [m]	5.5	7.4	7.3	7.2	7.1



- [] Ranking at each section and finish
- :-:- No data available at this section
- NA No data available

Horse/Jockey Name	LUNAR HERO
Finish Rank	8
Fastest Section Time (Section)	0:10.62 (L800)
Top Speed [km/h] (Section)	69.2 (L800)
Race State	Finished



Morphettville Parks SA - Professional

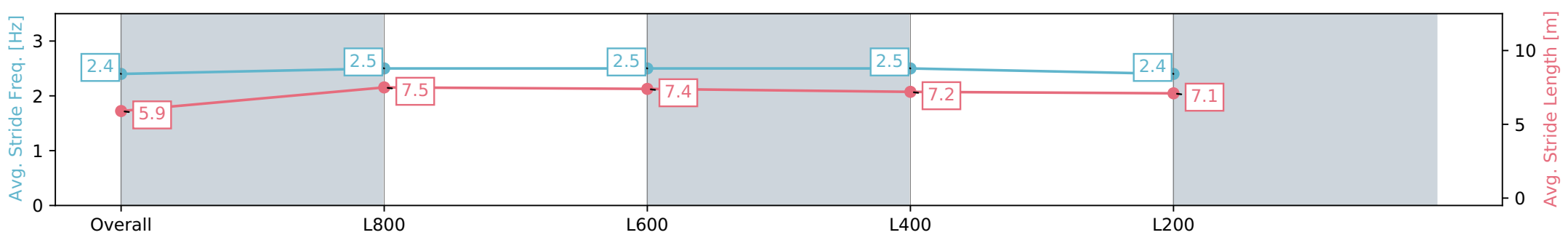
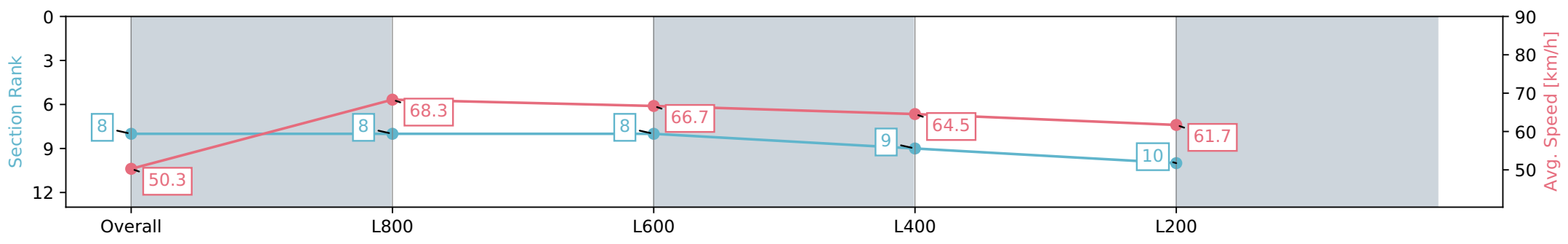
Race 6: Piper Heidsieck Handicap - 1000m

16 March 2024 - 3:22PM

Track Rating: Good 4, Weather: Fine, Rail Position: +6m 1000m -W/
Post, +3m Remainder; Sectional 608m



Section	Overall	L1000	L800	L600	L400
Section Times	0:58.70 [8] (0:14.34)	0:44.36 [8] (0:10.62)	0:33.74 [8] (0:10.92)	0:22.82 [9] (0:11.21)	0:11.61 [10] (0:11.61)
Average Speed [km/h]	50.3	68.3	66.7	64.5	61.7
Top Speed [km/h]	68.3	69.2	67.3	65.4	64.3
Avg. Dist. to Rail [m]	7.2	3.3	1.7	4.9	7.3
Avg. Stride Freq. [Hz]	2.4	2.5	2.5	2.5	2.4
Avg. Stride Length [m]	5.9	7.5	7.4	7.2	7.1



- [] Ranking at each section and finish
- :-:- No data available at this section
- NA No data available

Horse/Jockey Name	QEYAADY
Finish Rank	9
Fastest Section Time (Section)	0:10.69 (L800)
Top Speed [km/h] (Section)	69.5 (L600)
Race State	Finished



Morphettville Parks SA - Professional

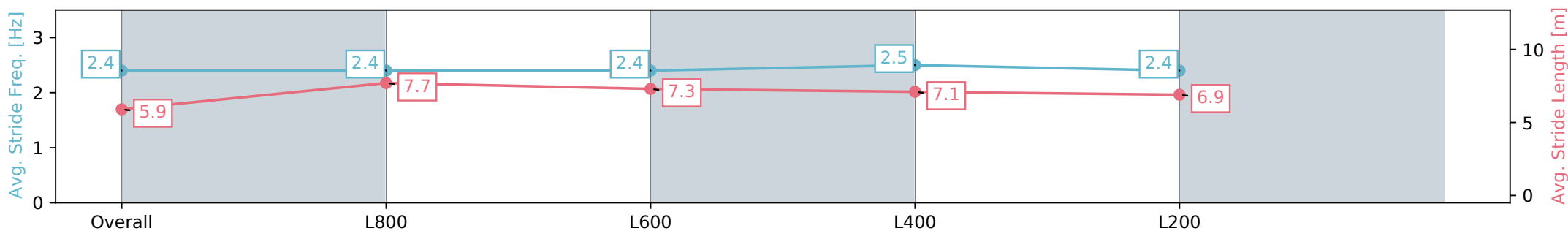
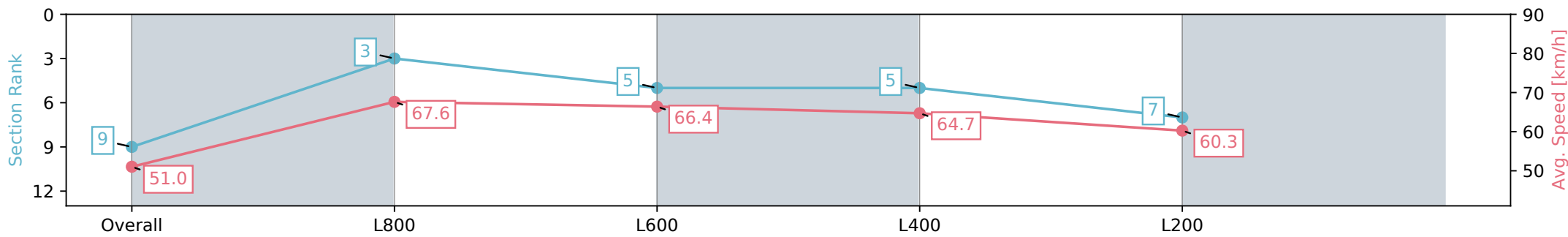
Race 6: Piper Heidsieck Handicap - 1000m

16 March 2024 - 3:22PM

Track Rating: Good 4, Weather: Fine, Rail Position: +6m 1000m -W/
Post, +3m Remainder; Sectional 608m



Section	Overall	L1000	L800	L600	L400
Section Times	0:58.83 [9] (0:14.02)	0:44.81 [3] (0:10.69)	0:34.12 [5] (0:11.01)	0:23.11 [5] (0:11.21)	0:11.90 [7] (0:11.90)
Average Speed [km/h]	51.0	67.6	66.4	64.7	60.3
Top Speed [km/h]	68.7	68.7	69.5	65.2	63.8
Avg. Dist. to Rail [m]	4.5	2.0	2.4	5.0	5.9
Avg. Stride Freq. [Hz]	2.4	2.4	2.4	2.5	2.4
Avg. Stride Length [m]	5.9	7.7	7.3	7.1	6.9



- [] Ranking at each section and finish
- :-:- No data available at this section
- NA No data available

Horse/Jockey Name	LEFT TURN CLYDE
Finish Rank	10
Fastest Section Time (Section)	0:10.34 (L800)
Top Speed [km/h] (Section)	70.6 (L800)
Race State	Finished



Morphettville Parks SA - Professional

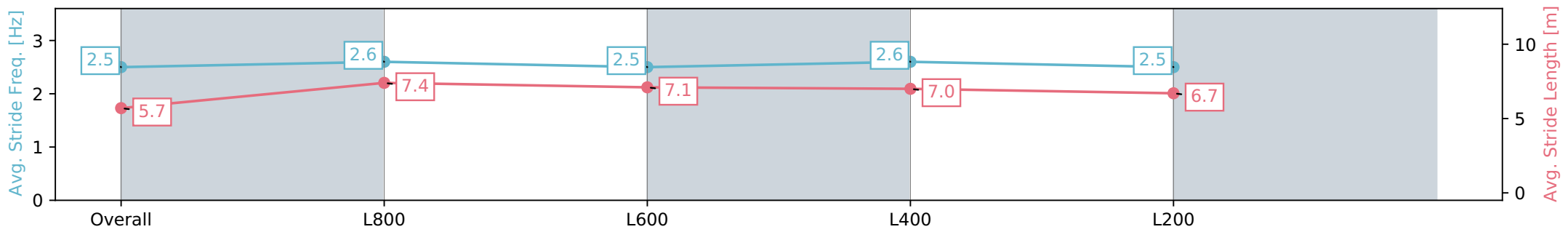
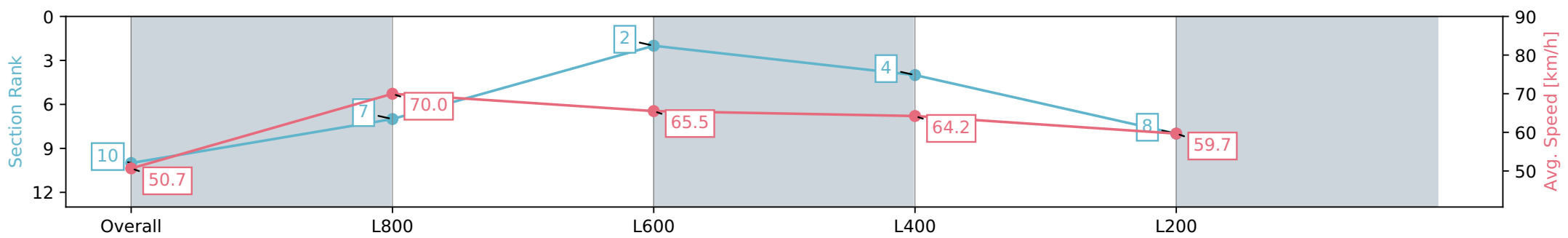
Race 6: Piper Heidsieck Handicap - 1000m

16 March 2024 - 3:22PM

Track Rating: Good 4, Weather: Fine, Rail Position: +6m 1000m -W/
Post, +3m Remainder; Sectional 608m



Section	Overall	L1000	L800	L600	L400
Section Times	0:58.96 [10] (0:14.21)	0:44.75 [7] (0:10.34)	0:34.41 [2] (0:11.12)	0:23.29 [4] (0:11.28)	0:12.00 [8] (0:12.00)
Average Speed [km/h]	50.7	70.0	65.5	64.2	59.7
Top Speed [km/h]	68.4	70.6	66.9	65.3	62.4
Avg. Dist. to Rail [m]	1.7	0.9	2.1	4.1	5.1
Avg. Stride Freq. [Hz]	2.5	2.6	2.5	2.6	2.5
Avg. Stride Length [m]	5.7	7.4	7.1	7.0	6.7



- [] Ranking at each section and finish
- :-:- No data available at this section
- NA No data available