



RACING SA

Morphettville Parks SA
Race 3: Adelaide Galvanising Industries Handicap - 1550m
16 March 2024 - 1:38PM



Track Rating: Good 4, Weather: Fine, Rail Position: +6m 1000m -W/Post, +3m
Remainder; Sectional 608m

Table with columns: Section, Field Times, Position, #, Horse/Jockey, Barrier, Top Speed [km/h], Fastest Section, First 400m, Overall, L1400, L1200, L1000, L800, L600, Distance Travelled From Winner [m]. Rows include horses like BOLT BY, BILLIE BRONX, MARACOURT, DAIQUIRI, MASTER AT ARMS, NEODIUM, PEACEMAKER, IMPOSSIBLE ACTION, DR DEE DEE.

Scratched: I'm Kenny (#7), Ahso (#10)

- [] Position in running at each section and finish
Saddle cloth number
-:-:- No data available at this section
NA No data available



RACING SA

Morphettville Parks SA
Race 3: Adelaide Galvanising Industries Handicap - 1550m
16 March 2024 - 1:38PM



Track Rating: Good 4, Weather: Fine, Rail Position: +6m 1000m -W/Post, +3m
Remainder; Sectional 608m

Table with columns: Section, Field Times, Position, #, Horse/Jockey, Barrier, Top Speed [km/h], Fastest Section, First 400m, L400, L200, Margin, Distance Travelled From Winner [m]. Rows include horses like BOLT BY, BILLIE BRONX, MARACOURT, DAIQUIRI, MASTER AT ARMS, NEODIUM, PEACEMAKER, IMPOSSIBLE ACTION, DR DEE DEE.

Scratched: I'm Kenny (#7), Ahso (#10)

- [] Position in running at each section and finish
Saddle cloth number
-:-:- No data available at this section
NA No data available

Horse/Jockey Name	BOLT BY
Finish Rank	1
Fastest Section Time (Section)	0:11.18 (L800)
Top Speed [km/h] (Section)	66.2 (L800)
Race State	Finished



Morphettville Parks SA - Professional

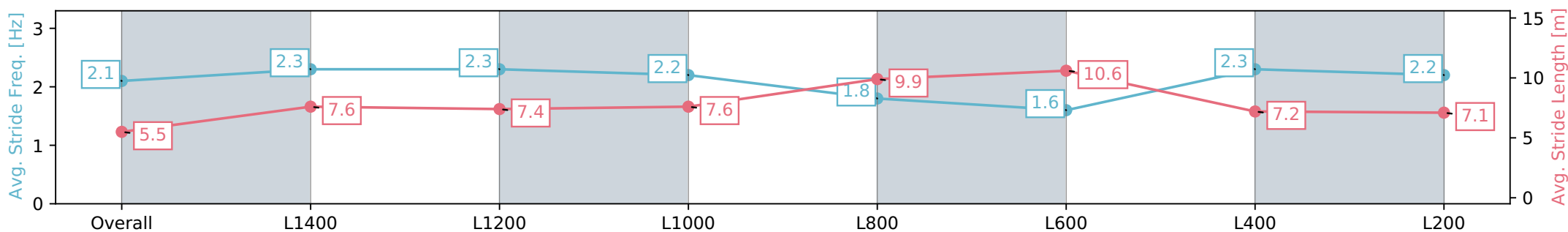
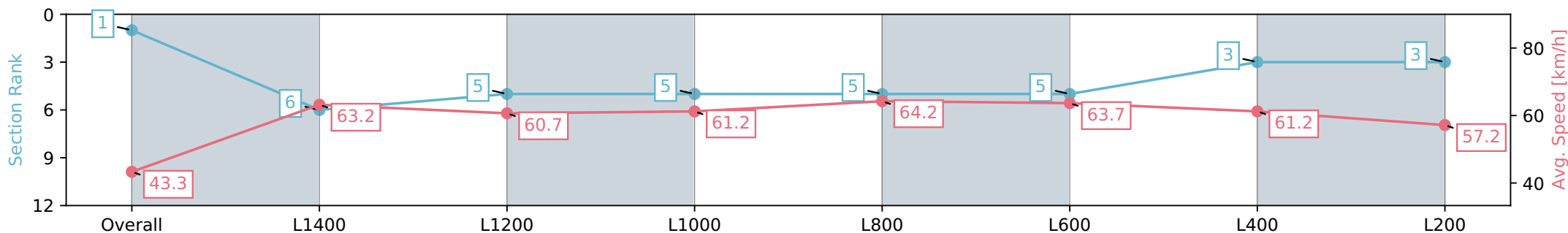
Race 3: Adelaide Galvanising Industries Handicap - 1550m

16 March 2024 - 1:38PM

Track Rating: Good 4, Weather: Fine, Rail Position: +6m 1000m -W/ Post, +3m Remainder; Sectional 608m



Section	Overall	L1400	L1200	L1000	L800	L600	L400	L200
Section Times	1:34.14 [1] (0:12.48)	1:21.66 [6] (0:11.37)	1:10.29 [5] (0:11.91)	0:58.38 [5] (0:11.75)	0:46.63 [5] (0:11.18)	0:35.45 [5] (0:11.20)	0:24.25 [3] (0:11.79)	0:12.46 [3] (0:12.46)
Average Speed [km/h]	43.3	63.2	60.7	61.2	64.2	63.7	61.2	57.2
Top Speed [km/h]	62.3	64.3	61.5	62.1	66.2	65.0	62.3	60.2
Avg. Dist. to Rail [m]	1.8	0.2	0.7	0.2	0.8	1.3	2.2	5.5
Avg. Stride Freq. [Hz]	2.1	2.3	2.3	2.2	1.8	1.6	2.3	2.2
Avg. Stride Length [m]	5.5	7.6	7.4	7.6	9.9	10.6	7.2	7.1



- [] Ranking at each section and finish
- :-:- No data available at this section
- NA No data available

Horse/Jockey Name	BILLIE BRONX
Finish Rank	2
Fastest Section Time (Section)	0:11.18 (L800)
Top Speed [km/h] (Section)	66.1 (L1400)
Race State	Finished



Morphettville Parks SA - Professional

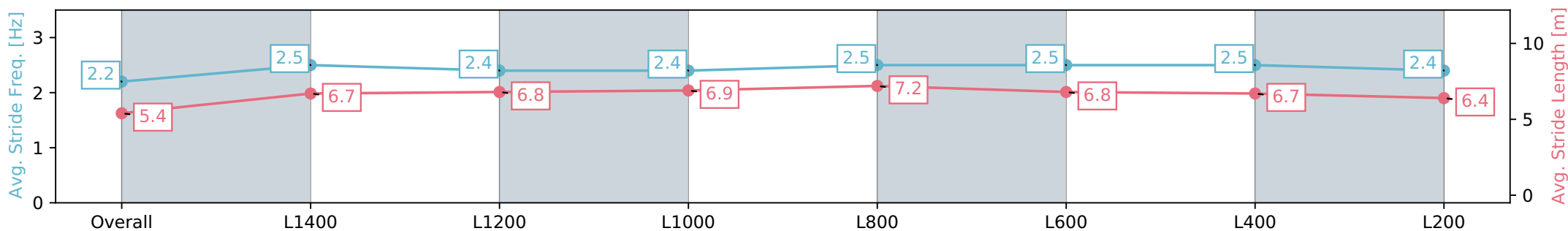
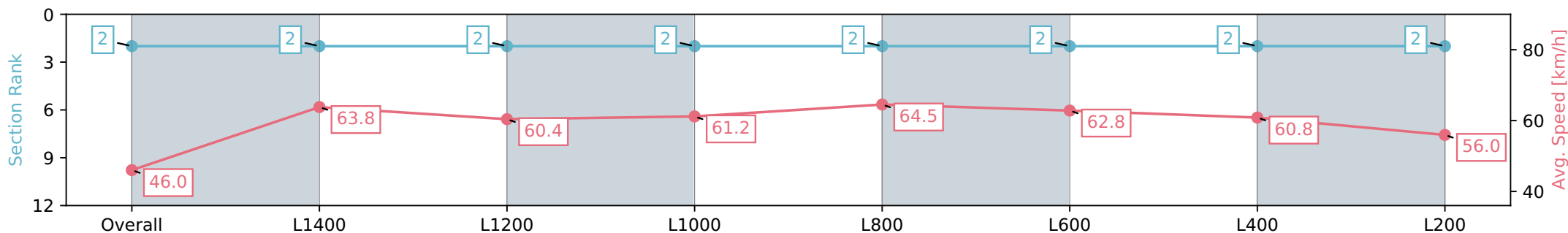
Race 3: Adelaide Galvanising Industries Handicap - 1550m

16 March 2024 - 1:38PM

Track Rating: Good 4, Weather: Fine, Rail Position: +6m 1000m -W/ Post, +3m Remainder; Sectional 608m



Section	Overall	L1400	L1200	L1000	L800	L600	L400	L200
Section Times	1:34.17 [2] (0:11.74)	1:22.43 [2] (0:11.30)	1:11.13 [2] (0:11.99)	0:59.14 [2] (0:11.79)	0:47.35 [2] (0:11.18)	0:36.17 [2] (0:11.54)	0:24.63 [2] (0:11.88)	0:12.75 [2] (0:12.75)
Average Speed [km/h]	46.0	63.8	60.4	61.2	64.5	62.8	60.8	56.0
Top Speed [km/h]	65.4	66.1	60.9	63.3	65.4	64.7	61.9	58.7
Avg. Dist. to Rail [m]	2.0	1.2	1.2	1.0	0.8	1.4	3.1	4.2
Avg. Stride Freq. [Hz]	2.2	2.5	2.4	2.4	2.5	2.5	2.5	2.4
Avg. Stride Length [m]	5.4	6.7	6.8	6.9	7.2	6.8	6.7	6.4



- [] Ranking at each section and finish
- :-:- No data available at this section
- NA No data available

Horse/Jockey Name	MARACOURT
Finish Rank	3
Fastest Section Time (Section)	0:11.18 (L800)
Top Speed [km/h] (Section)	65.9 (L800)
Race State	Finished



Morphettville Parks SA - Professional

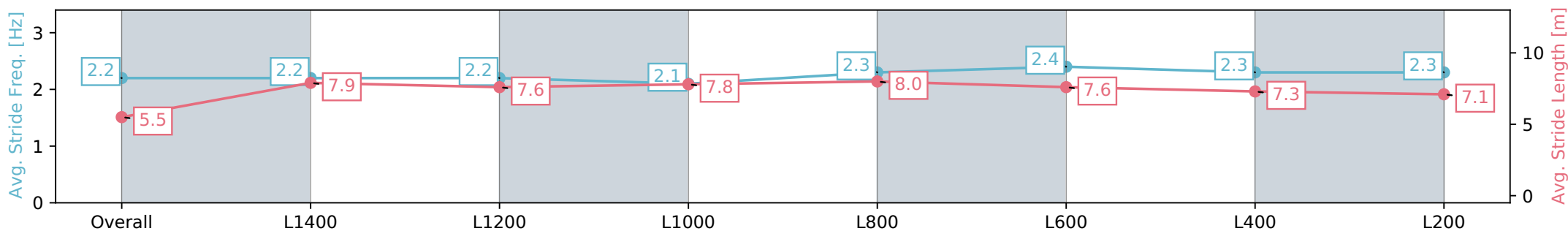
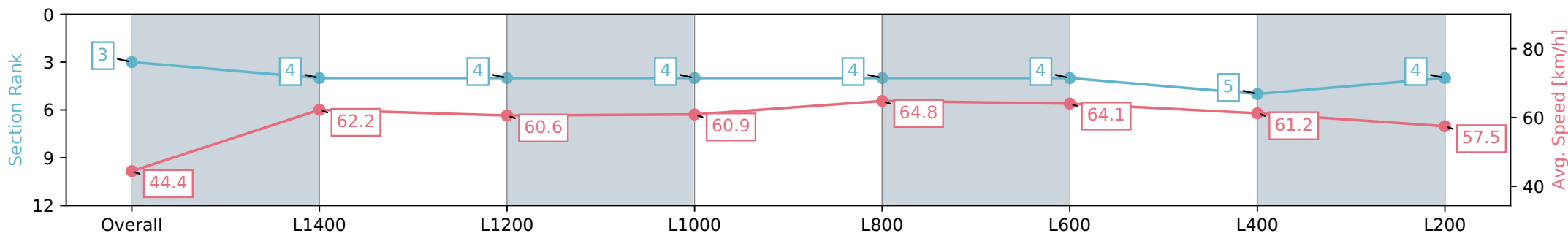
Race 3: Adelaide Galvanising Industries Handicap - 1550m

16 March 2024 - 1:38PM

Track Rating: Good 4, Weather: Fine, Rail Position: +6m 1000m -W/ Post, +3m Remainder; Sectional 608m



Section	Overall	L1400	L1200	L1000	L800	L600	L400	L200
Section Times	1:34.33 [3] (0:12.16)	1:22.17 [4] (0:11.57)	1:10.59 [4] (0:11.89)	0:58.70 [4] (0:11.83)	0:46.87 [4] (0:11.18)	0:35.69 [4] (0:11.46)	0:24.23 [5] (0:11.83)	0:12.40 [4] (0:12.40)
Average Speed [km/h]	44.4	62.2	60.6	60.9	64.8	64.1	61.2	57.5
Top Speed [km/h]	63.5	63.9	61.8	63.4	65.9	65.8	62.2	59.8
Avg. Dist. to Rail [m]	3.6	1.4	0.3	0.8	2.0	3.2	4.1	6.9
Avg. Stride Freq. [Hz]	2.2	2.2	2.2	2.1	2.3	2.4	2.3	2.3
Avg. Stride Length [m]	5.5	7.9	7.6	7.8	8.0	7.6	7.3	7.1



- [] Ranking at each section and finish
- :-:- No data available at this section
- NA No data available

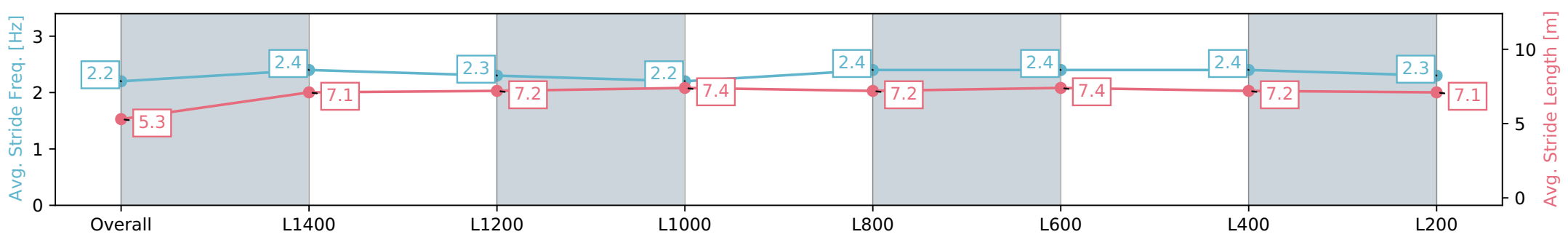
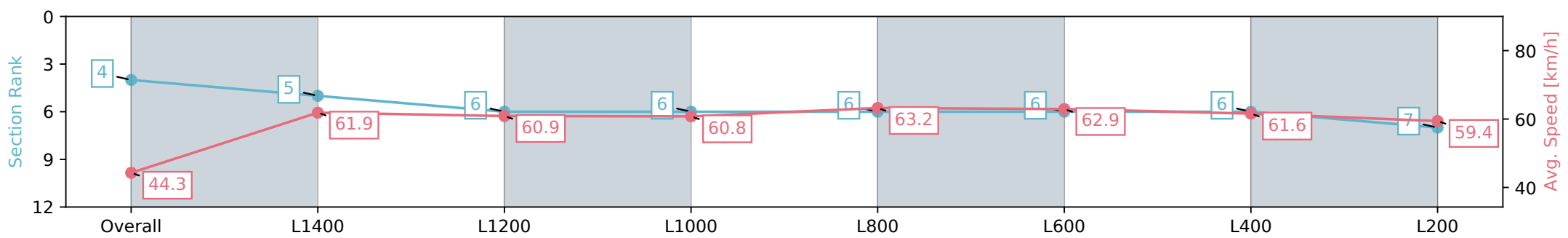
Horse/Jockey Name	DAIQUIRI
Finish Rank	4
Fastest Section Time (Section)	0:11.45 (L800)
Top Speed [km/h] (Section)	64.8 (L600)
Race State	Finished



Morphettville Parks SA - Professional
 Race 3: Adelaide Galvanising Industries Handicap - 1550m
 16 March 2024 - 1:38PM
 Track Rating: Good 4, Weather: Fine, Rail Position: +6m 1000m -W/
 Post, +3m Remainder; Sectional 608m



Section	Overall	L1400	L1200	L1000	L800	L600	L400	L200
Section Times	1:34.43 [4] (0:12.20)	1:22.23 [5] (0:11.66)	1:10.57 [6] (0:11.96)	0:58.61 [6] (0:11.87)	0:46.74 [6] (0:11.45)	0:35.29 [6] (0:11.57)	0:23.71 [6] (0:11.74)	0:11.97 [7] (0:11.97)
Average Speed [km/h]	44.3	61.9	60.9	60.8	63.2	62.9	61.6	59.4
Top Speed [km/h]	60.6	63.4	61.4	62.7	64.8	64.8	63.0	60.9
Avg. Dist. to Rail [m]	3.5	2.0	1.9	2.1	2.0	2.0	3.4	5.0
Avg. Stride Freq. [Hz]	2.2	2.4	2.3	2.2	2.4	2.4	2.4	2.3
Avg. Stride Length [m]	5.3	7.1	7.2	7.4	7.2	7.4	7.2	7.1



Report Created: Sat 16 March 2024 14:27:31 GMT+11 (Note: Timing is based on positional data)

- [] Ranking at each section and finish
- :-:- No data available at this section
- NA No data available

Horse/Jockey Name	MASTER AT ARMS
Finish Rank	5
Fastest Section Time (Section)	0:11.26 (L800)
Top Speed [km/h] (Section)	66.4 (L600)
Race State	Finished



Morphettville Parks SA - Professional

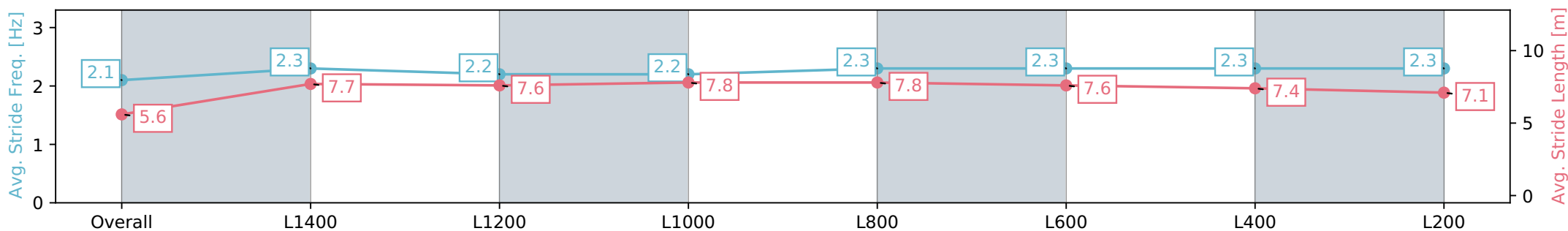
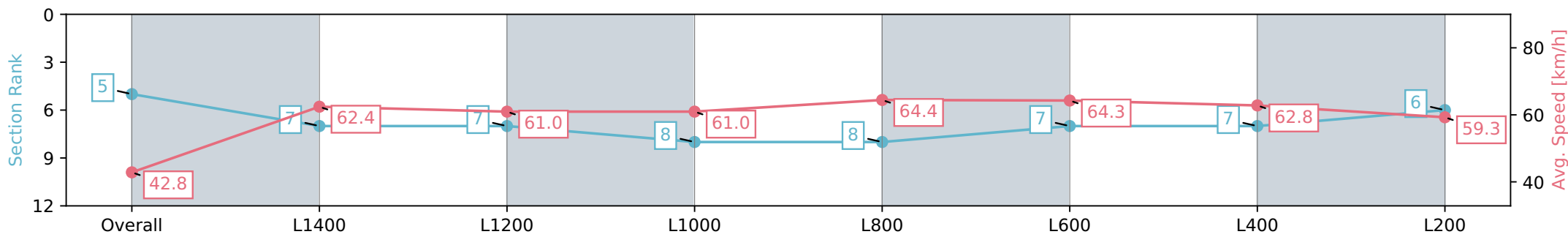
Race 3: Adelaide Galvanising Industries Handicap - 1550m

16 March 2024 - 1:38PM

Track Rating: Good 4, Weather: Fine, Rail Position: +6m 1000m -W/ Post, +3m Remainder; Sectional 608m



Section	Overall	L1400	L1200	L1000	L800	L600	L400	L200
Section Times	1:34.48 [5] (0:12.57)	1:21.90 [7] (0:11.60)	1:10.30 [7] (0:12.07)	0:58.23 [8] (0:11.82)	0:46.41 [8] (0:11.26)	0:35.15 [7] (0:11.55)	0:23.60 [7] (0:11.56)	0:12.04 [6] (0:12.04)
Average Speed [km/h]	42.8	62.4	61.0	61.0	64.4	64.3	62.8	59.3
Top Speed [km/h]	60.7	63.7	61.8	62.4	66.4	66.4	64.1	61.5
Avg. Dist. to Rail [m]	3.3	2.5	3.6	2.9	3.5	5.1	6.0	7.4
Avg. Stride Freq. [Hz]	2.1	2.3	2.2	2.2	2.3	2.3	2.3	2.3
Avg. Stride Length [m]	5.6	7.7	7.6	7.8	7.8	7.6	7.4	7.1



- [] Ranking at each section and finish
- :-:- No data available at this section
- NA No data available

Horse/Jockey Name	NEODIUM
Finish Rank	6
Fastest Section Time (Section)	0:11.06 (L1400)
Top Speed [km/h] (Section)	66.4 (L1400)
Race State	Finished



Morphettville Parks SA - Professional

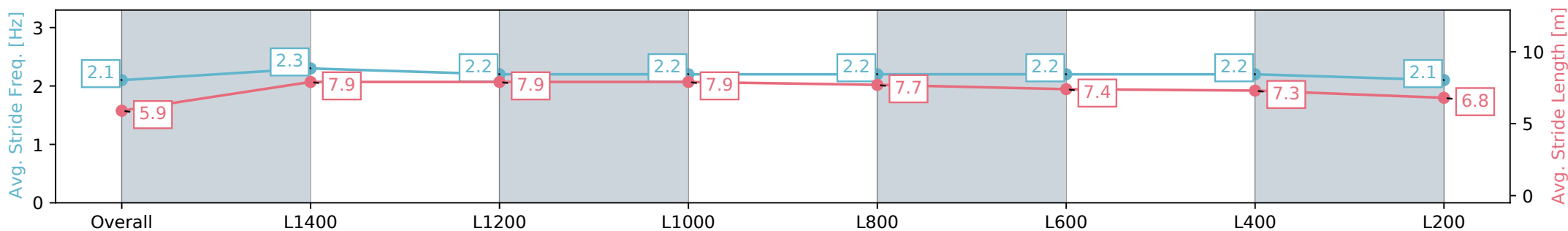
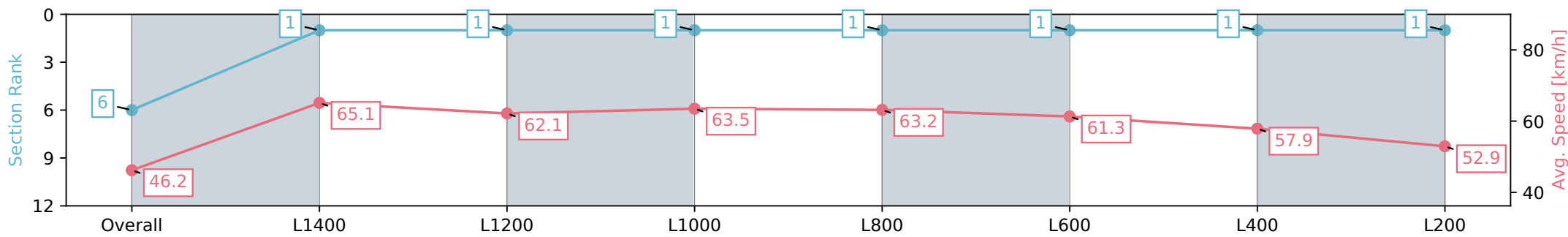
Race 3: Adelaide Galvanising Industries Handicap - 1550m

16 March 2024 - 1:38PM

Track Rating: Good 4, Weather: Fine, Rail Position: +6m 1000m -W/ Post, +3m Remainder; Sectional 608m



Section	Overall	L1400	L1200	L1000	L800	L600	L400	L200
Section Times	1:34.79 [6] (0:11.70)	1:23.09 [1] (0:11.06)	1:12.03 [1] (0:11.60)	1:00.43 [1] (0:11.34)	0:49.09 [1] (0:11.40)	0:37.69 [1] (0:11.77)	0:25.92 [1] (0:12.45)	0:13.47 [1] (0:13.47)
Average Speed [km/h]	46.2	65.1	62.1	63.5	63.2	61.3	57.9	52.9
Top Speed [km/h]	64.5	66.4	63.4	64.6	65.0	62.7	59.9	55.5
Avg. Dist. to Rail [m]	6.5	2.1	0.3	0.2	0.4	0.5	0.8	0.8
Avg. Stride Freq. [Hz]	2.1	2.3	2.2	2.2	2.2	2.2	2.2	2.1
Avg. Stride Length [m]	5.9	7.9	7.9	7.9	7.7	7.4	7.3	6.8



- [] Ranking at each section and finish
- :-:- No data available at this section
- NA No data available

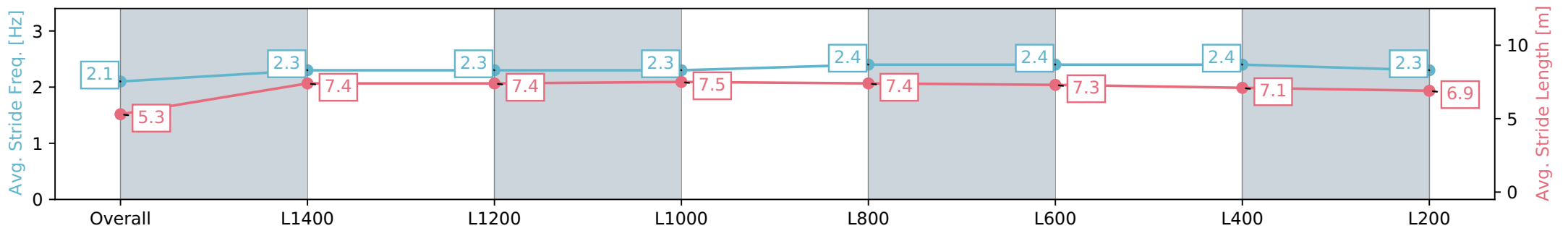
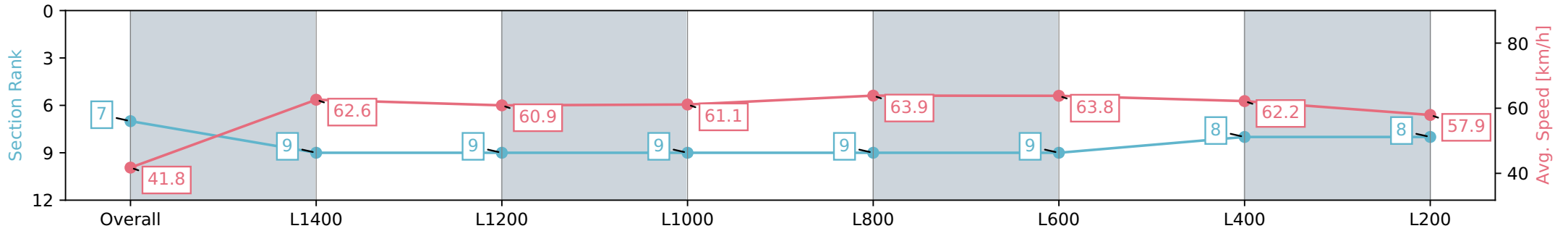
Horse/Jockey Name	PEACEMAKER
Finish Rank	7
Fastest Section Time (Section)	0:11.33 (L800)
Top Speed [km/h] (Section)	65.1 (L800)
Race State	Finished



Morphettville Parks SA - Professional
 Race 3: Adelaide Galvanising Industries Handicap - 1550m
 16 March 2024 - 1:38PM
 Track Rating: Good 4, Weather: Fine, Rail Position: +6m 1000m -W/
 Post, +3m Remainder; Sectional 608m



Section	Overall	L1400	L1200	L1000	L800	L600	L400	L200
Section Times	1:34.81 [7] (0:12.96)	1:21.85 [9] (0:11.49)	1:10.36 [9] (0:11.91)	0:58.45 [9] (0:11.78)	0:46.67 [9] (0:11.33)	0:35.34 [9] (0:11.44)	0:23.90 [8] (0:11.61)	0:12.29 [8] (0:12.28)
Average Speed [km/h]	41.8	62.6	60.9	61.1	63.9	63.8	62.2	57.9
Top Speed [km/h]	59.7	64.0	63.0	62.2	65.1	65.0	64.2	60.2
Avg. Dist. to Rail [m]	5.8	1.3	1.0	1.8	1.9	2.4	2.0	1.8
Avg. Stride Freq. [Hz]	2.1	2.3	2.3	2.3	2.4	2.4	2.4	2.3
Avg. Stride Length [m]	5.3	7.4	7.4	7.5	7.4	7.3	7.1	6.9



Report Created: Sat 16 March 2024 14:27:45 GMT+11 (Note: Timing is based on positional data)

- [] Ranking at each section and finish
- :-:- No data available at this section
- NA No data available

Horse/Jockey Name	IMPOSSIBLE ACTION
Finish Rank	8
Fastest Section Time (Section)	0:11.28 (L800)
Top Speed [km/h] (Section)	64.9 (L800)
Race State	Finished



Morphettville Parks SA - Professional

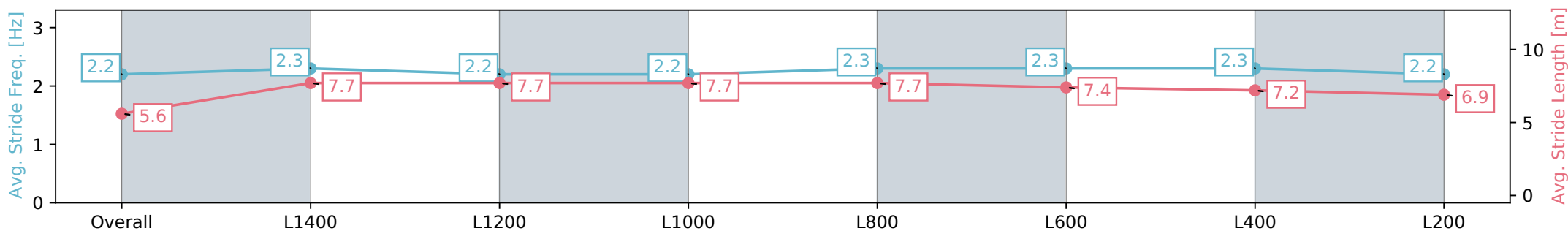
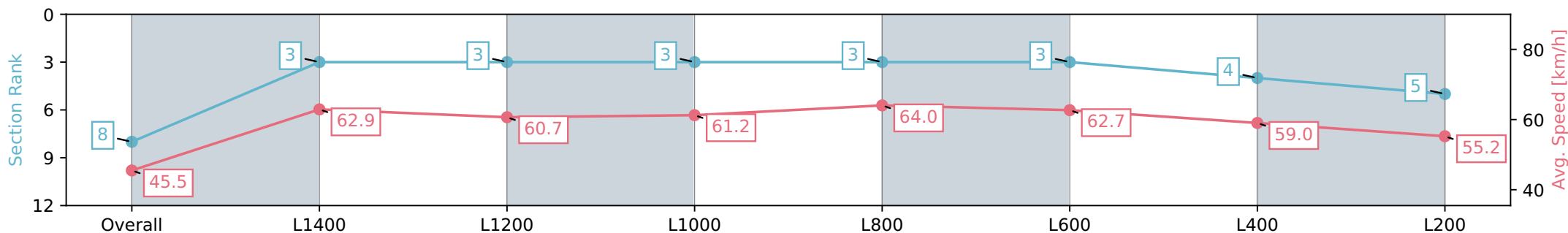
Race 3: Adelaide Galvanising Industries Handicap - 1550m

16 March 2024 - 1:38PM

Track Rating: Good 4, Weather: Fine, Rail Position: +6m 1000m -W/ Post, +3m Remainder; Sectional 608m



Section	Overall	L1400	L1200	L1000	L800	L600	L400	L200
Section Times	1:35.22 [8] (0:11.86)	1:23.36 [3] (0:11.47)	1:11.89 [3] (0:11.99)	0:59.90 [3] (0:11.78)	0:48.12 [3] (0:11.28)	0:36.83 [3] (0:11.68)	0:25.15 [4] (0:12.27)	0:12.88 [5] (0:12.88)
Average Speed [km/h]	45.5	62.9	60.7	61.2	64.0	62.7	59.0	55.2
Top Speed [km/h]	64.7	64.8	61.2	63.3	64.9	64.4	61.0	58.0
Avg. Dist. to Rail [m]	4.4	1.6	1.8	2.6	2.4	2.7	3.6	3.9
Avg. Stride Freq. [Hz]	2.2	2.3	2.2	2.2	2.3	2.3	2.3	2.2
Avg. Stride Length [m]	5.6	7.7	7.7	7.7	7.7	7.4	7.2	6.9



- [] Ranking at each section and finish
- :-:- No data available at this section
- NA No data available

Horse/Jockey Name	DR DEE DEE
Finish Rank	9
Fastest Section Time (Section)	0:11.45 (L1400)
Top Speed [km/h] (Section)	65.8 (L1400)
Race State	Finished



Morphettville Parks SA - Professional

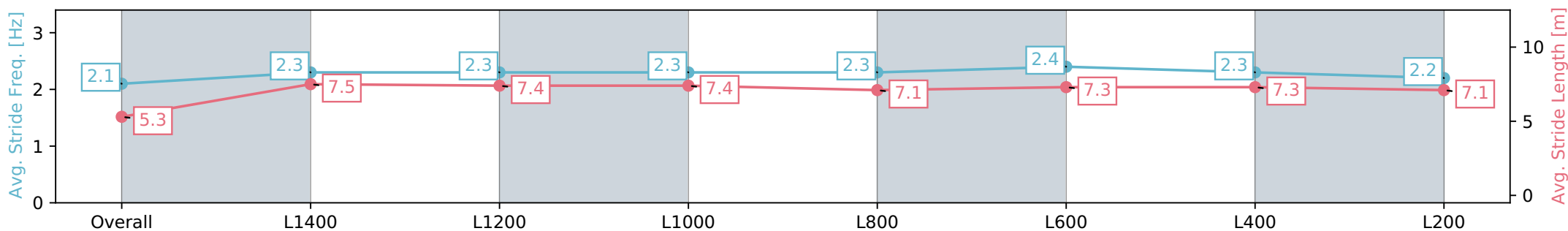
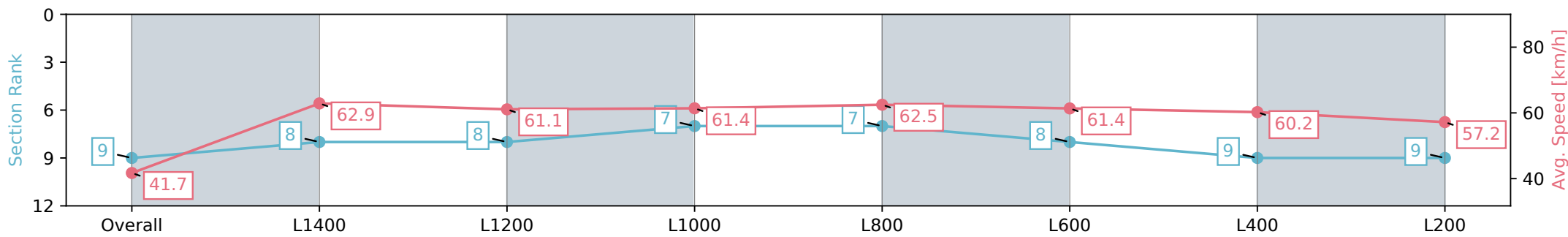
Race 3: Adelaide Galvanising Industries Handicap - 1550m

16 March 2024 - 1:38PM

Track Rating: Good 4, Weather: Fine, Rail Position: +6m 1000m -W/
Post, +3m Remainder; Sectional 608m



Section	Overall	L1400	L1200	L1000	L800	L600	L400	L200
Section Times	1:35.65 [9] (0:12.95)	1:22.70 [8] (0:11.45)	1:11.25 [8] (0:11.79)	0:59.46 [7] (0:11.72)	0:47.74 [7] (0:11.55)	0:36.19 [8] (0:11.78)	0:24.41 [9] (0:11.98)	0:12.43 [9] (0:12.43)
Average Speed [km/h]	41.7	62.9	61.1	61.4	62.5	61.4	60.2	57.2
Top Speed [km/h]	59.9	65.8	63.3	62.9	63.2	63.2	60.7	59.2
Avg. Dist. to Rail [m]	2.3	0.4	0.3	0.2	0.8	0.5	1.7	4.7
Avg. Stride Freq. [Hz]	2.1	2.3	2.3	2.3	2.3	2.4	2.3	2.2
Avg. Stride Length [m]	5.3	7.5	7.4	7.4	7.1	7.3	7.3	7.1



- [] Ranking at each section and finish
- :-:- No data available at this section
- NA No data available