



RACING SA

Morphettville SA
Race 7: TAB Adelaide Cup - 3200m
11 March 2024 - 4:20PM



Morphettville

Track Rating: Good 4, Weather: Fine, Rail Position: True

Table with columns: Section, Field Times, Position, #, Horse/Jockey, Barrier, Top Speed [km/h], Fastest Section, First 400m, Overall, L3000, L2800, L2600, L2400, L2200, Distance Travelled From Winner [m]. Rows include horses like EXCELLERATION, THE MAP, SKELM, AMADE, ROARING ENGINE, ONE LAST KISS, YELLOWBRICK ROAD, SANDASTAN, ALHAMBRA LAD, and PORT GUILLAUME.

Scratched: Team Captain (#10)

- [] Position in running at each section and finish
Saddle cloth number
-:-:- No data available at this section
NA No data available



RACING SA

Morphettville SA

Race 7: TAB Adelaide Cup - 3200m

11 March 2024 - 4:20PM



Morphettville

Track Rating: Good 4, Weather: Fine, Rail Position: True

Section								Overall	L3000	L2800	L2600	L2400	L2200		
Field Times								3:23.49 (0:14.93)	3:08.56 (0:11.59)	2:56.97 (0:11.50)	2:45.47 (0:11.91)	2:33.56 (0:12.79)	2:20.78 (0:12.87)		
Position	#	Horse/Jockey	Barrier	Top Speed [km/h]	Fastest Section	First 400m								Distance Travelled From Winner [m]	
11	16	EIGHT ON THE DOT	17	63.5	0:11.79	0:27.05	3:26.54	3:11.28 [10]	2:59.49 [12]	2:47.68 [9]	2:35.42 [9]	2:22.95 [7]	+16		
		Ben Price		3000-2800	3000-2800		(0:15.26)	(0:11.79)	(0:11.81)	(0:12.26)	(0:12.47)	(0:12.98)			
12	9	LINCOLN KING	12	63.6	0:11.65	0:27.01	3:26.76	3:11.40 [12]	2:59.75 [10]	2:47.67 [13]	2:35.31 [14]	2:22.47 [14]	+13		
		Dom Tourneur		3000-2800	3000-2800		(0:15.36)	(0:11.65)	(0:12.08)	(0:12.36)	(0:12.84)	(0:13.08)			
13	17	TULLAGHAN	2	62.4	0:11.73	0:26.94	3:26.88	3:11.67 [9]	2:59.94 [9]	2:48.01 [10]	2:35.75 [10]	2:22.92 [11]	+3		
		Jeffrey Maund		3000-2800	3000-2800		(0:15.21)	(0:11.73)	(0:11.93)	(0:12.26)	(0:12.83)	(0:13.07)			
14	14	RAPINOE	8	64.3	0:11.89	0:26.86	3:27.94	3:12.97 [2]	3:01.08 [8]	2:49.12 [8]	2:36.93 [8]	2:24.10 [10]	+11		
		Alana Kelly		3200-3000	3000-2800		(0:14.97)	(0:11.89)	(0:11.96)	(0:12.19)	(0:12.83)	(0:13.09)			
15	13	OCEANIC FLASH	7	63.9	0:11.59	0:26.62	3:28.96	3:13.93 [4]	3:02.34 [3]	2:50.73 [2]	2:38.70 [3]	2:25.81 [3]	-1		
		Kerrin McEvoy		3000-2800	3000-2800		(0:15.03)	(0:11.59)	(0:11.61)	(0:12.03)	(0:12.89)	(0:12.93)			
16	6	GRAND PIERRO	6	63.1	0:11.72	0:26.79	3:31.08	3:16.01 [7]	3:04.29 [6]	2:52.52 [6]	2:40.36 [6]	2:27.54 [6]	+8		
		Craig Williams		3000-2800	3000-2800		(0:15.07)	(0:11.72)	(0:11.77)	(0:12.16)	(0:12.82)	(0:12.81)			

Scratched: Team Captain (#10)

- [] Position in running at each section and finish
- # Saddle cloth number
- :-:- No data available at this section
- Background shading for fastest section
- NA No data available



RACING SA

Morphettville SA

Race 7: TAB Adelaide Cup - 3200m

11 March 2024 - 4:20PM



Morphettville

Track Rating: Good 4, Weather: Fine, Rail Position: True

Section		Field Times											
Position	#	Horse/Jockey	Barrier	Top Speed [km/h]	Fastest Section	First 400m	L2000	L1800	L1600	L1400	L1200	L1000	
1	3	EXCELLERATION	13	63.4	0:11.70	0:27.30	2:06.11 [15]	1:52.70 [14]	1:39.02 [14]	1:25.96 [14]	1:12.58 [14]	0:59.91 [13]	3:23.49
		Harry Coffey		3000-2800	3000-2800		(0:13.41)	(0:13.68)	(0:13.06)	(0:13.38)	(0:12.67)	(0:11.96)	
2	4	THE MAP	3	62.6	0:11.68	0:26.67	2:06.78 [8]	1:53.32 [8]	1:39.66 [8]	1:26.56 [8]	1:13.06 [8]	1:00.40 [8]	0.1L
		Jamie Kah		3000-2800	3000-2800		(0:13.46)	(0:13.66)	(0:13.10)	(0:13.50)	(0:12.66)	(0:12.14)	
3	5	SKELM	1	62.8	0:11.60	0:26.76	2:07.57 [6]	1:54.11 [5]	1:40.44 [5]	1:27.26 [5]	1:13.78 [5]	1:00.96 [6]	2.9L
		Michael Poy		2800-2600	3000-2800		(0:13.46)	(0:13.67)	(0:13.18)	(0:13.48)	(0:12.82)	(0:12.21)	
4	1	AMADE	15	62.9	0:11.60	0:27.57	2:06.97 [12]	1:53.54 [11]	1:39.85 [12]	1:26.78 [12]	1:13.31 [11]	1:00.64 [11]	3.2L
		Zac Spain		3000-2800	3000-2800		(0:13.43)	(0:13.69)	(0:13.07)	(0:13.47)	(0:12.67)	(0:12.08)	
5	15	ROARING ENGINE	14	63.2	0:11.86	0:27.21	2:06.50 [16]	1:52.90 [16]	1:39.21 [16]	1:26.20 [16]	1:13.05 [16]	1:00.23 [16]	4.3L
		Kayla Crowther		3000-2800	1000-800		(0:13.60)	(0:13.69)	(0:13.01)	(0:13.15)	(0:12.82)	(0:11.86)	
6	11	ONE LAST KISS	10	62.8	0:11.68	0:27.28	2:07.68 [9]	1:54.29 [9]	1:40.61 [9]	1:27.50 [9]	1:14.03 [9]	1:01.30 [9]	6.2L
		Luke Currie		3000-2800	3000-2800		(0:13.39)	(0:13.68)	(0:13.11)	(0:13.47)	(0:12.73)	(0:12.11)	
7	7	YELLOWBRICK ROAD	11	64.2	0:11.59	0:26.52	2:08.41 [4]	1:54.97 [4]	1:41.35 [4]	1:28.14 [4]	1:14.57 [4]	1:01.81 [3]	6.6L
		Jye McNeil		3200-3000	3000-2800		(0:13.44)	(0:13.62)	(0:13.21)	(0:13.56)	(0:12.76)	(0:12.20)	
8	12	SANDASTAN	9	64.0	0:11.62	0:26.81	2:09.39 [2]	1:56.04 [2]	1:42.50 [1]	1:29.17 [1]	1:15.66 [1]	1:02.73 [1]	10.6L
		Sairyn Fawke		3000-2800	2800-2600		(0:13.35)	(0:13.54)	(0:13.33)	(0:13.51)	(0:12.93)	(0:12.27)	
9	2	ALHAMBRA LAD	16	64.7	0:11.47	0:26.52	2:10.06 [1]	1:56.58 [1]	1:42.91 [2]	1:29.58 [2]	1:16.03 [2]	1:03.15 [2]	13.3L
		Dean Yendall		3000-2800	3000-2800		(0:13.48)	(0:13.67)	(0:13.33)	(0:13.55)	(0:12.88)	(0:12.36)	
10	8	PORT GUILLAUME	4	62.7	0:11.63	0:27.04	2:08.91 [13]	1:55.31 [13]	1:41.58 [13]	1:28.50 [13]	1:15.13 [13]	1:02.39 [14]	15.4L
		Jason Holder		3000-2800	3000-2800		(0:13.60)	(0:13.73)	(0:13.08)	(0:13.37)	(0:12.74)	(0:11.92)	

Scratched: Team Captain (#10)

Report Created: Mon 11 March 2024 17:12:17 GMT+11 (Note: Timing is based on positional data)

- [] Position in running at each section and finish
- # Saddle cloth number
- :-:- No data available at this section
- █ Background shading for fastest section
- NA No data available



RACING SA

Morphettville SA
Race 7: TAB Adelaide Cup - 3200m
11 March 2024 - 4:20PM



Track Rating: Good 4, Weather: Fine, Rail Position: True

Table with columns: Section, Field Times, Position, #, Horse/Jockey, Barrier, Top Speed [km/h], Fastest Section, First 400m, L2000, L1800, L1600, L1400, L1200, L1000. Rows include horses like EIGHT ON THE DOT, LINCOLN KING, TULLAGHAN, RAPINOE, OCEANIC FLASH, and GRAND PIERRO.

Scratched: Team Captain (#10)

- [] Position in running at each section and finish
Saddle cloth number
-:-:- No data available at this section
NA No data available



RACING SA

Morphettville SA
Race 7: TAB Adelaide Cup - 3200m
11 March 2024 - 4:20PM



Track Rating: Good 4, Weather: Fine, Rail Position: True

Section								L800	L600	L400	L200			
Field Times								0:48.75 (0:12.22)	0:36.53 (0:12.27)	0:24.26 (0:12.01)	0:12.24 (0:12.24)			
Position	#	Horse/Jockey	Barrier	Top Speed [km/h]	Fastest Section	First 400m								
1	3	EXCELLERATION Harry Coffey	13	63.4 3000-2800	0:11.70 3000-2800	0:27.30	0:47.95 [14] (0:12.01)	0:35.94 [9] (0:12.03)	0:23.91 [6] (0:11.81)	0:12.10 [2] (0:12.10)	3:23.49			
2	4	THE MAP Jamie Kah	3	62.6 3000-2800	0:11.68 3000-2800	0:26.67	0:48.26 [7] (0:12.09)	0:36.17 [6] (0:12.06)	0:24.11 [3] (0:11.85)	0:12.26 [1] (0:12.26)	0.1L			+5
3	5	SKELM Michael Poy	1	62.8 2800-2600	0:11.60 3000-2800	0:26.76	0:48.75 [6] (0:12.04)	0:36.71 [5] (0:12.25)	0:24.46 [5] (0:12.04)	0:12.42 [4] (0:12.42)	2.9L			-7
4	1	AMADE Zac Spain	15	62.9 3000-2800	0:11.60 3000-2800	0:27.57	0:48.56 [10] (0:12.10)	0:36.46 [10] (0:12.05)	0:24.41 [7] (0:11.88)	0:12.53 [3] (0:12.53)	3.2L			-1
5	15	ROARING ENGINE Kayla Crowther	14	63.2 3000-2800	0:11.86 1000-800	0:27.21	0:48.37 [16] (0:12.11)	0:36.26 [15] (0:12.01)	0:24.25 [10] (0:11.99)	0:12.26 [8] (0:12.26)	4.3L			+7
6	11	ONE LAST KISS Luke Currie	10	62.8 3000-2800	0:11.68 3000-2800	0:27.28	0:49.19 [8] (0:12.15)	0:37.04 [8] (0:12.28)	0:24.76 [9] (0:12.26)	0:12.50 [9] (0:12.50)	6.2L			-3
7	7	YELLOWBRICK ROAD Jye McNeil	11	64.2 3200-3000	0:11.59 3000-2800	0:26.52	0:49.61 [3] (0:12.10)	0:37.51 [3] (0:12.43)	0:25.08 [4] (0:12.44)	0:12.64 [7] (0:12.64)	6.6L			+8
8	12	SANDASTAN Sairyn Fawke	9	64.0 3000-2800	0:11.62 2800-2600	0:26.81	0:50.46 [1] (0:12.22)	0:38.24 [1] (0:12.35)	0:25.89 [2] (0:12.50)	0:13.39 [6] (0:13.39)	10.6L			+7
9	2	ALHAMBRA LAD Dean Yendall	16	64.7 3000-2800	0:11.47 3000-2800	0:26.52	0:50.79 [2] (0:12.14)	0:38.65 [2] (0:12.24)	0:26.41 [1] (0:12.56)	0:13.84 [5] (0:13.84)	13.3L			+3
10	8	PORT GUILLAUME Jason Holder	4	62.7 3000-2800	0:11.63 3000-2800	0:27.04	0:50.47 [13] (0:12.14)	0:38.33 [13] (0:12.42)	0:25.91 [12] (0:12.56)	0:13.34 [11] (0:13.34)	15.4L			+7

Scratched: Team Captain (#10)

- [] Position in running at each section and finish
- # Saddle cloth number
- :-:- No data available at this section
- █ Background shading for fastest section
- NA No data available



RACING SA

Morphettville SA
Race 7: TAB Adelaide Cup - 3200m
11 March 2024 - 4:20PM



Track Rating: Good 4, Weather: Fine, Rail Position: True

Section
Field Times

Table with 4 columns: L800, L600, L400, L200 and their respective times.

Main race results table with columns: Position, #, Horse/Jockey, Barrier, Top Speed [km/h], Fastest Section, First 400m, and various timing/position data.

Scratched: Team Captain (#10)

- Legend for symbols: [] Position in running at each section and finish, # Saddle cloth number, -:-:- No data available at this section, Background shading for fastest section, NA No data available

Horse/Jockey Name	EXCELLERATION
Finish Rank	1
Fastest Section Time (Section)	0:11.70 (L3000)
Top Speed [km/h] (Section)	63.4 (L3000)
Race State	Finished



Morphettville SA - Professional

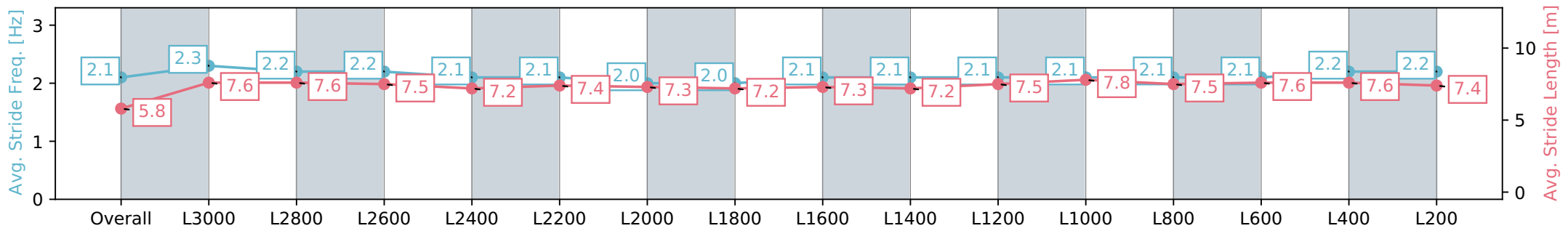
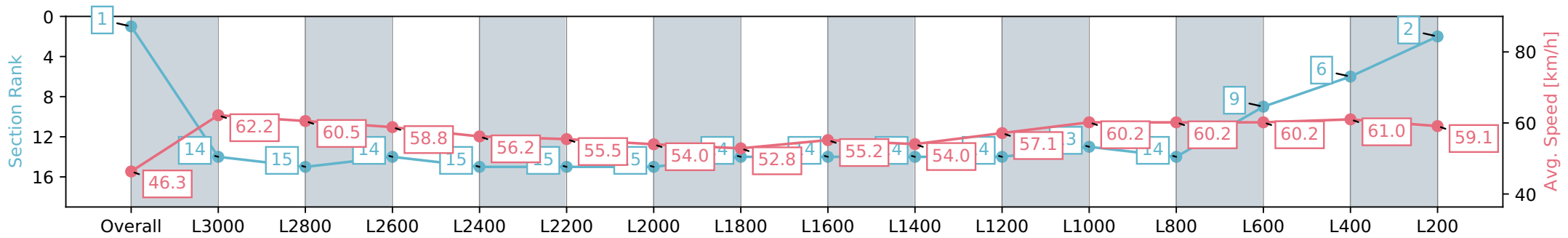
Race 7: TAB Adelaide Cup - 3200m

11 March 2024 - 4:20PM

Track Rating: Good 4, Weather: Fine, Rail Position: True



Section	Overall	L2400	L2200	L2000	L1800	L1600	L1400	L1200	L1000	L800	L600	L400	L200
Section Times	3:23.49 [1] (0:51.55)	2:31.94 [15] (0:12.81)	2:19.13 [15] (0:13.02)	2:06.11 [15] (0:13.41)	1:52.70 [14] (0:13.68)	1:39.02 [14] (0:13.06)	1:25.96 [14] (0:13.38)	1:12.58 [14] (0:12.67)	0:59.91 [13] (0:11.96)	0:47.95 [14] (0:12.01)	0:35.94 [9] (0:12.03)	0:23.91 [6] (0:11.81)	0:12.10 [2] (0:12.10)
Average Speed [km/h]	57.0	56.2	55.5	54.0	52.8	55.2	54.0	57.1	60.2	60.2	60.2	61.0	59.1
Top Speed [km/h]	63.4	57.4	56.0	56.5	53.8	57.5	56.3	59.3	61.2	61.6	61.1	62.0	61.1
Avg. Dist. to Rail [m]	3.3	0.4	1.1	1.0	1.3	1.3	1.2	1.3	1.6	1.2	1.2	0.8	1.2
Avg. Stride Freq. [Hz]	2.2	2.1	2.1	2.0	2.0	2.1	2.1	2.1	2.1	2.1	2.1	2.2	2.2
Avg. Stride Length [m]	7.1	7.2	7.4	7.3	7.2	7.3	7.2	7.5	7.8	7.5	7.6	7.6	7.4



- [] Ranking at each section and finish
- :-:- No data available at this section
- NA No data available

Horse/Jockey Name	THE MAP
Finish Rank	2
Fastest Section Time (Section)	0:11.68 (L3000)
Top Speed [km/h] (Section)	62.6 (L3000)
Race State	Finished



Morphettville SA - Professional

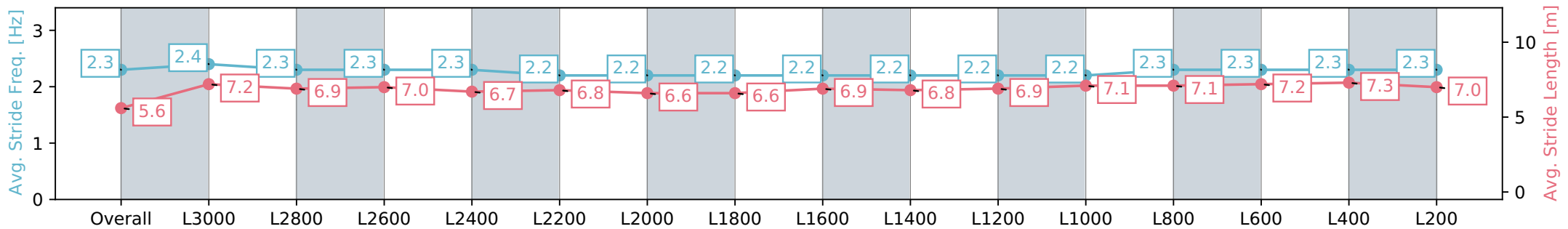
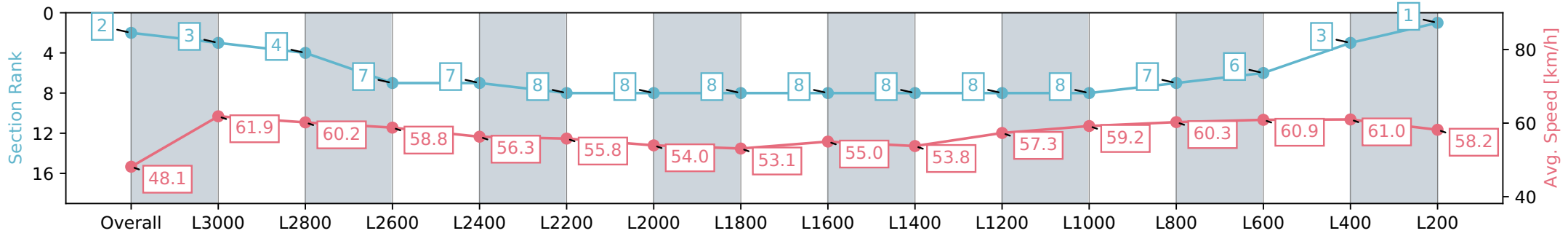
Race 7: TAB Adelaide Cup - 3200m

11 March 2024 - 4:20PM

Track Rating: Good 4, Weather: Fine, Rail Position: True



Section	Overall	L2400	L2200	L2000	L1800	L1600	L1400	L1200	L1000	L800	L600	L400	L200
Section Times	3:23.50 [2] (0:50.93)	2:32.58 [7] (0:12.81)	2:19.77 [8] (0:12.99)	2:06.78 [8] (0:13.46)	1:53.32 [8] (0:13.66)	1:39.66 [8] (0:13.10)	1:26.56 [8] (0:13.50)	1:13.06 [8] (0:12.66)	1:00.40 [8] (0:12.14)	0:48.26 [7] (0:12.09)	0:36.17 [6] (0:12.06)	0:24.11 [3] (0:11.85)	0:12.26 [1] (0:12.26)
Average Speed [km/h]	57.2	56.3	55.8	54.0	53.1	55.0	53.8	57.3	59.2	60.3	60.9	61.0	58.2
Top Speed [km/h]	62.6	58.1	56.3	56.0	53.7	56.0	55.0	58.6	60.5	61.0	61.3	62.0	59.3
Avg. Dist. to Rail [m]	1.4	1.2	1.9	2.0	2.1	2.2	2.2	2.0	3.3	3.1	3.5	3.2	2.6
Avg. Stride Freq. [Hz]	2.3	2.3	2.2	2.2	2.2	2.2	2.2	2.2	2.2	2.3	2.3	2.3	2.3
Avg. Stride Length [m]	6.7	6.7	6.8	6.6	6.6	6.9	6.8	6.9	7.1	7.1	7.2	7.3	7.0



- [] Ranking at each section and finish
- :-:- No data available at this section
- NA No data available

Horse/Jockey Name	SKELM
Finish Rank	3
Fastest Section Time (Section)	0:11.60 (L3000)
Top Speed [km/h] (Section)	62.8 (L2800)
Race State	Finished



Morphettville SA - Professional

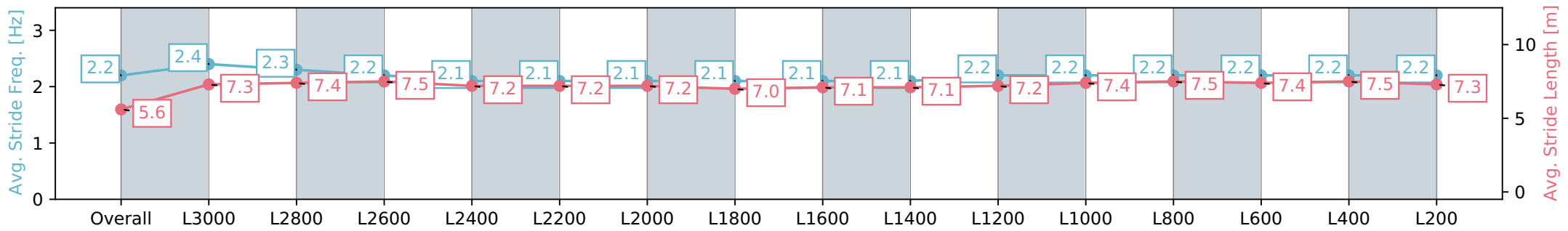
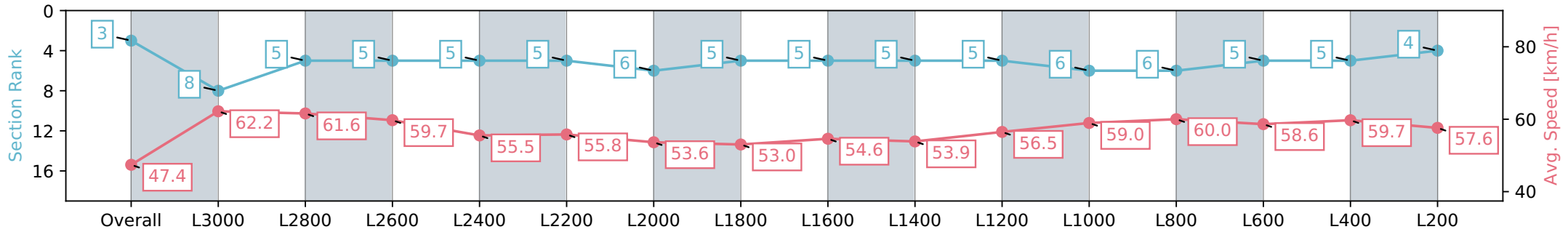
Race 7: TAB Adelaide Cup - 3200m

11 March 2024 - 4:20PM

Track Rating: Good 4, Weather: Fine, Rail Position: True



Section	Overall	L2400	L2200	L2000	L1800	L1600	L1400	L1200	L1000	L800	L600	L400	L200
Section Times	3:23.95 [3] (0:50.50)	2:33.45 [5] (0:12.96)	2:20.49 [5] (0:12.92)	2:07.57 [6] (0:13.46)	1:54.11 [5] (0:13.67)	1:40.44 [5] (0:13.18)	1:27.26 [5] (0:13.48)	1:13.78 [5] (0:12.82)	1:00.96 [6] (0:12.21)	0:48.75 [6] (0:12.04)	0:36.71 [5] (0:12.25)	0:24.46 [5] (0:12.04)	0:12.42 [4] (0:12.42)
Average Speed [km/h]	57.7	55.5	55.8	53.6	53.0	54.6	53.9	56.5	59.0	60.0	58.6	59.7	57.6
Top Speed [km/h]	62.8	57.7	56.4	54.5	53.8	55.3	55.3	58.1	59.9	61.3	59.6	61.0	59.2
Avg. Dist. to Rail [m]	0.4	0.3	0.6	0.8	1.5	2.3	2.3	1.5	1.9	1.0	0.2	0.7	1.5
Avg. Stride Freq. [Hz]	2.3	2.1	2.1	2.1	2.1	2.1	2.1	2.2	2.2	2.2	2.2	2.2	2.2
Avg. Stride Length [m]	6.9	7.2	7.2	7.2	7.0	7.1	7.1	7.2	7.4	7.5	7.4	7.5	7.3



[] Ranking at each section and finish
 -:-:- No data available at this section
 NA No data available

Horse/Jockey Name	AMADE
Finish Rank	4
Fastest Section Time (Section)	0:11.60 (L3000)
Top Speed [km/h] (Section)	62.9 (L3000)
Race State	Finished



Morphettville SA - Professional

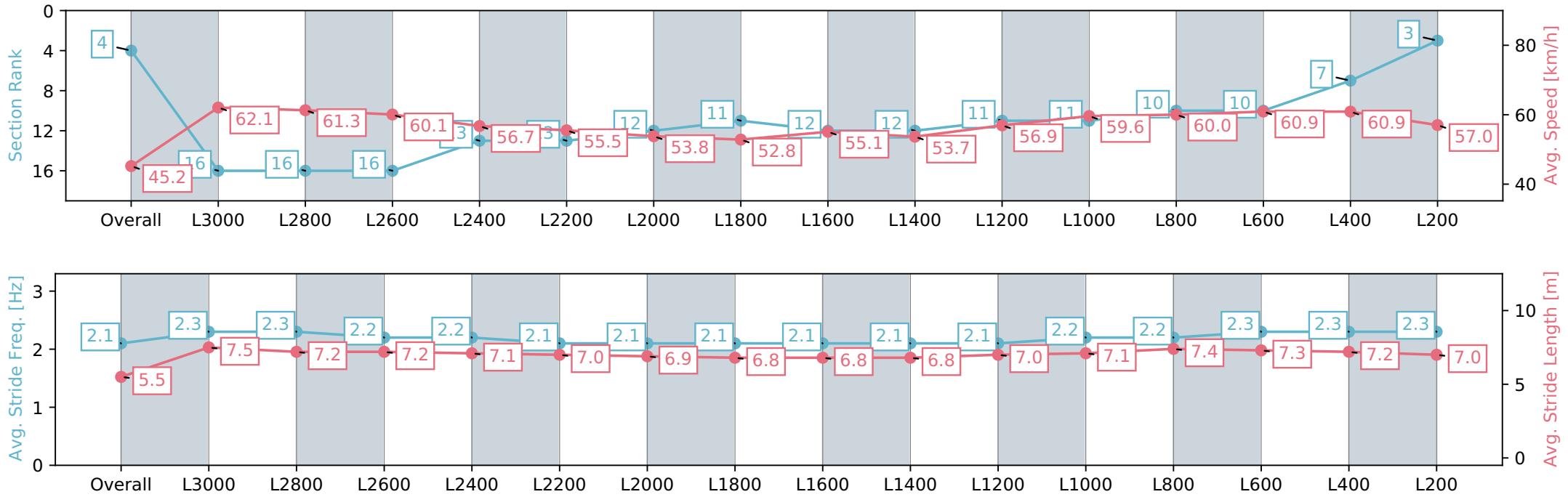
Race 7: TAB Adelaide Cup - 3200m

11 March 2024 - 4:20PM

Track Rating: Good 4, Weather: Fine, Rail Position: True



Section	Overall	L2400	L2200	L2000	L1800	L1600	L1400	L1200	L1000	L800	L600	L400	L200
Section Times	3:24.01 [4] (0:51.30)	2:32.68 [13] (0:12.72)	2:19.96 [13] (0:12.99)	2:06.97 [12] (0:13.43)	1:53.54 [11] (0:13.69)	1:39.85 [12] (0:13.07)	1:26.78 [12] (0:13.47)	1:13.31 [11] (0:12.67)	1:00.64 [11] (0:12.08)	0:48.56 [10] (0:12.10)	0:36.46 [10] (0:12.05)	0:24.41 [7] (0:11.88)	0:12.53 [3] (0:12.53)
Average Speed [km/h]	57.2	56.7	55.5	53.8	52.8	55.1	53.7	56.9	59.6	60.0	60.9	60.9	57.0
Top Speed [km/h]	62.9	58.0	56.7	56.7	53.7	56.2	55.5	58.9	60.3	61.0	61.8	61.7	59.8
Avg. Dist. to Rail [m]	1.9	0.4	0.8	0.9	1.1	1.1	1.1	0.9	2.2	2.4	3.4	4.3	2.9
Avg. Stride Freq. [Hz]	2.2	2.2	2.1	2.1	2.1	2.1	2.1	2.1	2.2	2.2	2.3	2.3	2.3
Avg. Stride Length [m]	6.8	7.1	7.0	6.9	6.8	6.8	6.8	7.0	7.1	7.4	7.3	7.2	7.0



Report Created: Mon 11 March 2024 17:13:20 GMT+11 (Note: Timing is based on positional data)

- [] Ranking at each section and finish
- :-:- No data available at this section
- NA No data available



Horse/Jockey Name	ROARING ENGINE
Finish Rank	5
Fastest Section Time (Section)	0:11.86 (L1000)
Top Speed [km/h] (Section)	63.2 (L3000)
Race State	Finished



Morphettville SA - Professional

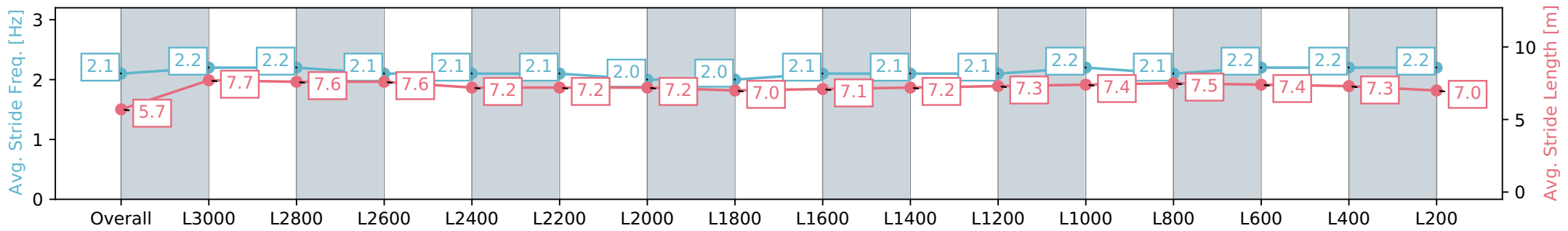
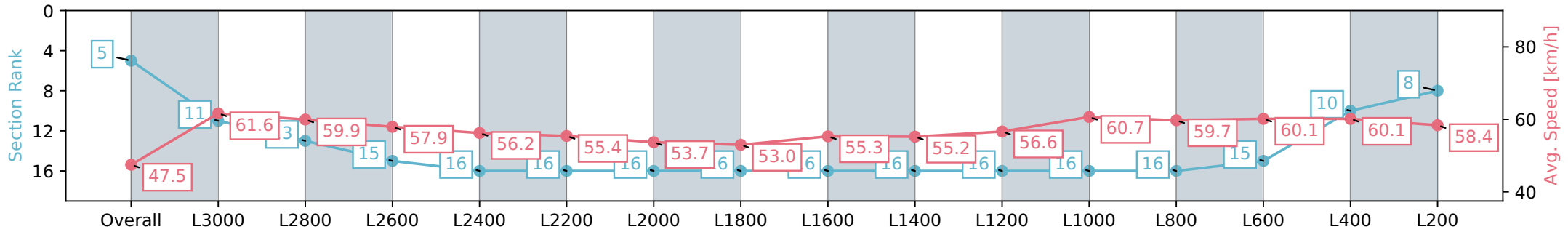
Race 7: TAB Adelaide Cup - 3200m

11 March 2024 - 4:20PM

Track Rating: Good 4, Weather: Fine, Rail Position: True



Section	Overall	L2400	L2200	L2000	L1800	L1600	L1400	L1200	L1000	L800	L600	L400	L200
Section Times	3:24.19 [5] (0:51.75)	2:32.43 [16] (0:12.84)	2:19.59 [16] (0:13.09)	2:06.50 [16] (0:13.60)	1:52.90 [16] (0:13.69)	1:39.21 [16] (0:13.01)	1:26.20 [16] (0:13.15)	1:13.05 [16] (0:12.82)	1:00.23 [16] (0:11.86)	0:48.37 [16] (0:12.11)	0:36.26 [15] (0:12.01)	0:24.25 [10] (0:11.99)	0:12.26 [8] (0:12.26)
Average Speed [km/h]	56.7	56.2	55.4	53.7	53.0	55.3	55.2	56.6	60.7	59.7	60.1	60.1	58.4
Top Speed [km/h]	63.2	57.8	56.2	56.1	54.1	58.1	58.1	59.5	61.5	60.3	61.3	61.3	59.5
Avg. Dist. to Rail [m]	4.4	1.9	2.4	2.6	2.6	2.1	2.0	2.1	3.2	1.5	0.7	2.3	3.2
Avg. Stride Freq. [Hz]	2.2	2.1	2.1	2.0	2.0	2.1	2.1	2.1	2.2	2.1	2.2	2.2	2.2
Avg. Stride Length [m]	7.2	7.2	7.2	7.2	7.0	7.1	7.2	7.3	7.4	7.5	7.4	7.3	7.0



Report Created: Mon 11 March 2024 17:13:27 GMT+11 (Note: Timing is based on positional data)

- [] Ranking at each section and finish
- :-:- No data available at this section
- NA No data available



Horse/Jockey Name	ONE LAST KISS
Finish Rank	6
Fastest Section Time (Section)	0:11.68 (L3000)
Top Speed [km/h] (Section)	62.8 (L3000)
Race State	Finished



Morphettville SA - Professional

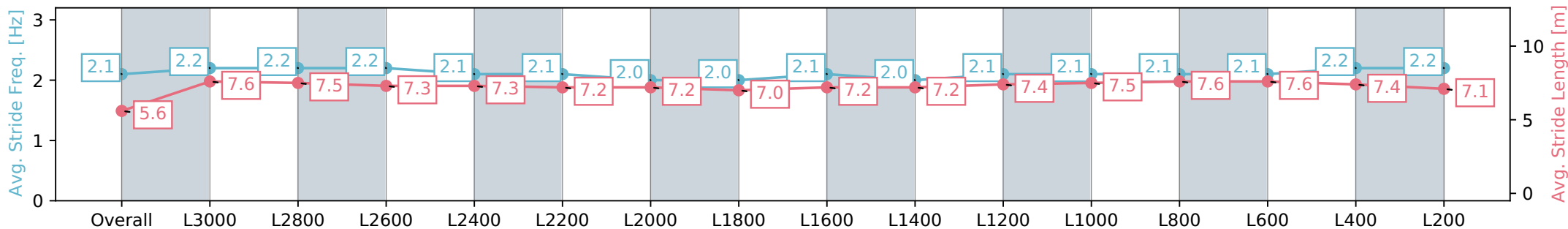
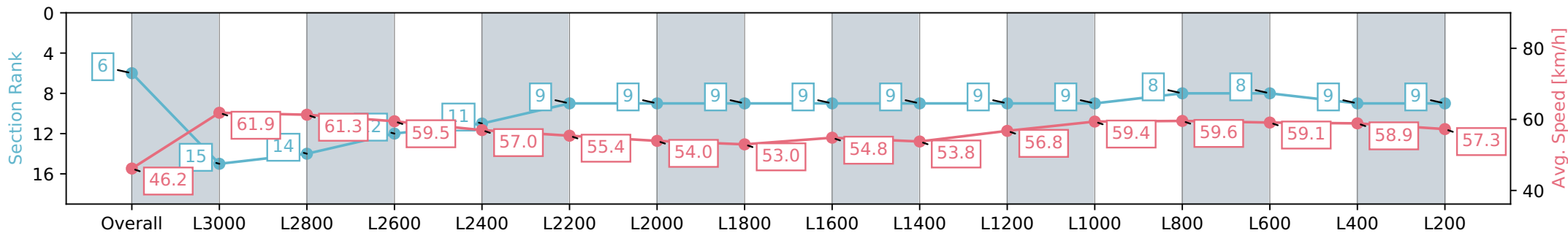
Race 7: TAB Adelaide Cup - 3200m

11 March 2024 - 4:20PM

Track Rating: Good 4, Weather: Fine, Rail Position: True



Section	Overall	L2400	L2200	L2000	L1800	L1600	L1400	L1200	L1000	L800	L600	L400	L200
Section Times	3:24.49 [6] (0:51.10)	2:33.35 [11] (0:12.65)	2:20.70 [9] (0:13.02)	2:07.68 [9] (0:13.39)	1:54.29 [9] (0:13.68)	1:40.61 [9] (0:13.11)	1:27.50 [9] (0:13.47)	1:14.03 [9] (0:12.73)	1:01.30 [9] (0:12.11)	0:49.19 [8] (0:12.15)	0:37.04 [8] (0:12.28)	0:24.76 [9] (0:12.26)	0:12.50 [9] (0:12.50)
Average Speed [km/h]	57.2	57.0	55.4	54.0	53.0	54.8	53.8	56.8	59.4	59.6	59.1	58.9	57.3
Top Speed [km/h]	62.7	58.2	56.2	56.1	53.8	55.8	55.1	58.4	60.3	60.3	60.6	59.6	58.8
Avg. Dist. to Rail [m]	1.3	0.2	0.9	1.0	1.4	1.3	1.4	1.0	1.4	1.2	1.7	4.2	6.1
Avg. Stride Freq. [Hz]	2.2	2.1	2.1	2.0	2.0	2.1	2.0	2.1	2.1	2.1	2.1	2.2	2.2
Avg. Stride Length [m]	7.0	7.3	7.2	7.2	7.0	7.2	7.2	7.4	7.5	7.6	7.6	7.4	7.1



- [] Ranking at each section and finish
- :-:- No data available at this section
- NA No data available

Horse/Jockey Name	YELLOWBRICK ROAD
Finish Rank	7
Fastest Section Time (Section)	0:11.59 (L3000)
Top Speed [km/h] (Section)	64.2 (Overall)
Race State	Finished



Morphettville SA - Professional

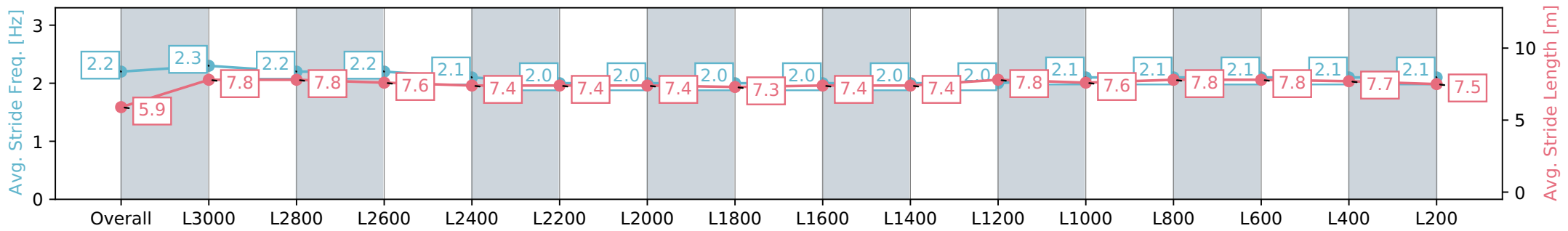
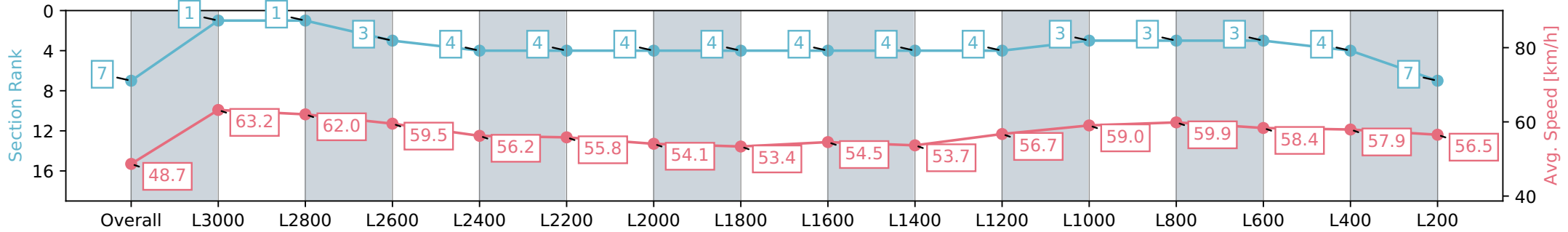
Race 7: TAB Adelaide Cup - 3200m

11 March 2024 - 4:20PM

Track Rating: Good 4, Weather: Fine, Rail Position: True



Section	Overall	L2400	L2200	L2000	L1800	L1600	L1400	L1200	L1000	L800	L600	L400	L200
Section Times	3:24.55 [7] (0:50.33)	2:34.21 [4] (0:12.85)	2:21.36 [4] (0:12.95)	2:08.41 [4] (0:13.44)	1:54.97 [4] (0:13.62)	1:41.35 [4] (0:13.21)	1:28.14 [4] (0:13.56)	1:14.57 [4] (0:12.76)	1:01.81 [3] (0:12.20)	0:49.61 [3] (0:12.10)	0:37.51 [3] (0:12.43)	0:25.08 [4] (0:12.44)	0:12.64 [7] (0:12.64)
Average Speed [km/h]	58.4	56.2	55.8	54.1	53.4	54.5	53.7	56.7	59.0	59.9	58.4	57.9	56.5
Top Speed [km/h]	64.2	57.5	56.8	55.6	54.6	54.8	55.0	58.0	60.2	60.6	59.3	58.8	57.9
Avg. Dist. to Rail [m]	3.8	1.0	1.8	2.3	2.8	2.8	2.8	1.7	2.1	1.8	1.3	2.4	4.3
Avg. Stride Freq. [Hz]	2.2	2.1	2.0	2.0	2.0	2.0	2.0	2.0	2.1	2.1	2.1	2.1	2.1
Avg. Stride Length [m]	7.3	7.4	7.4	7.4	7.3	7.4	7.4	7.4	7.6	7.8	7.8	7.7	7.5



- [] Ranking at each section and finish
- :-:- No data available at this section
- NA No data available

Horse/Jockey Name	SANDASTAN
Finish Rank	8
Fastest Section Time (Section)	0:11.62 (L2800)
Top Speed [km/h] (Section)	64.0 (L3000)
Race State	Finished



Morphettville SA - Professional

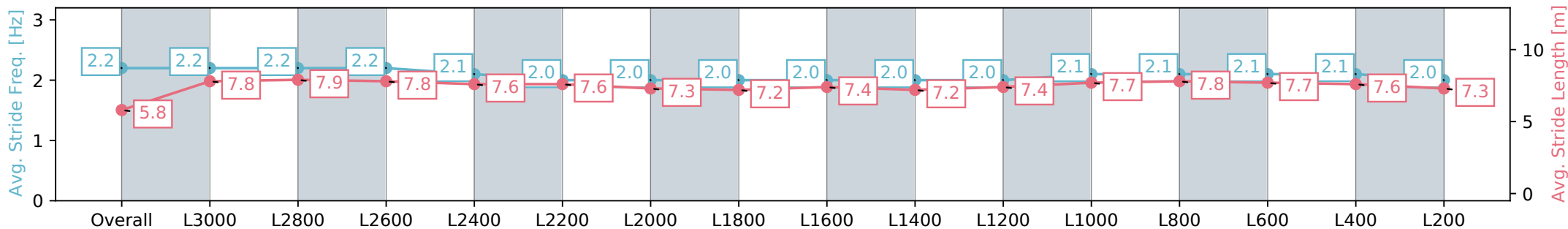
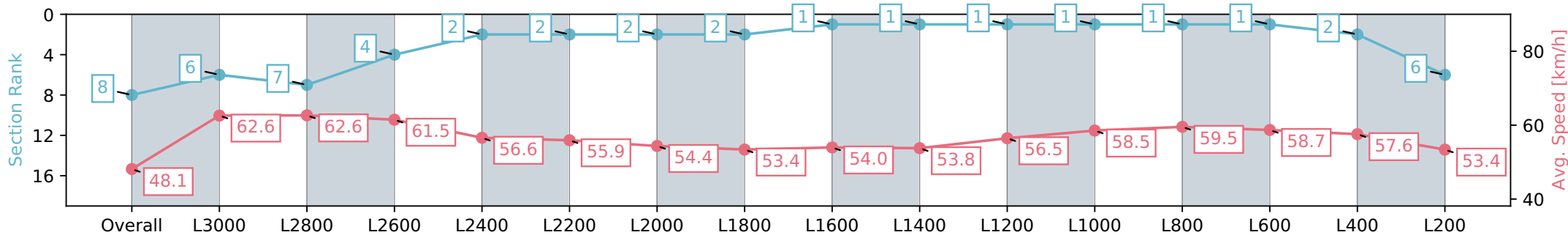
Race 7: TAB Adelaide Cup - 3200m

11 March 2024 - 4:20PM

Track Rating: Good 4, Weather: Fine, Rail Position: True



Section	Overall	L2400	L2200	L2000	L1800	L1600	L1400	L1200	L1000	L800	L600	L400	L200
Section Times	3:25.20 [8] (0:50.13)	2:35.07 [2] (0:12.77)	2:22.30 [2] (0:12.91)	2:09.39 [2] (0:13.35)	1:56.04 [2] (0:13.54)	1:42.50 [1] (0:13.33)	1:29.17 [1] (0:13.51)	1:15.66 [1] (0:12.93)	1:02.73 [1] (0:12.27)	0:50.46 [1] (0:12.22)	0:38.24 [1] (0:12.35)	0:25.89 [2] (0:12.50)	0:13.39 [6] (0:13.39)
Average Speed [km/h]	58.7	56.6	55.9	54.4	53.4	54.0	53.8	56.5	58.5	59.5	58.7	57.6	53.4
Top Speed [km/h]	64.0	57.8	56.5	56.0	54.4	54.4	55.1	57.0	60.0	60.2	59.2	58.2	56.1
Avg. Dist. to Rail [m]	3.7	1.0	1.5	1.5	1.4	1.8	2.2	3.0	3.4	2.7	1.2	1.6	4.3
Avg. Stride Freq. [Hz]	2.2	2.1	2.0	2.0	2.0	2.0	2.0	2.0	2.1	2.1	2.1	2.1	2.0
Avg. Stride Length [m]	7.3	7.6	7.6	7.3	7.2	7.4	7.2	7.4	7.7	7.8	7.7	7.6	7.3



- [] Ranking at each section and finish
- :-:- No data available at this section
- NA No data available

Horse/Jockey Name	ALHAMBRA LAD
Finish Rank	9
Fastest Section Time (Section)	0:11.47 (L3000)
Top Speed [km/h] (Section)	64.7 (L3000)
Race State	Finished



Morphettville SA - Professional

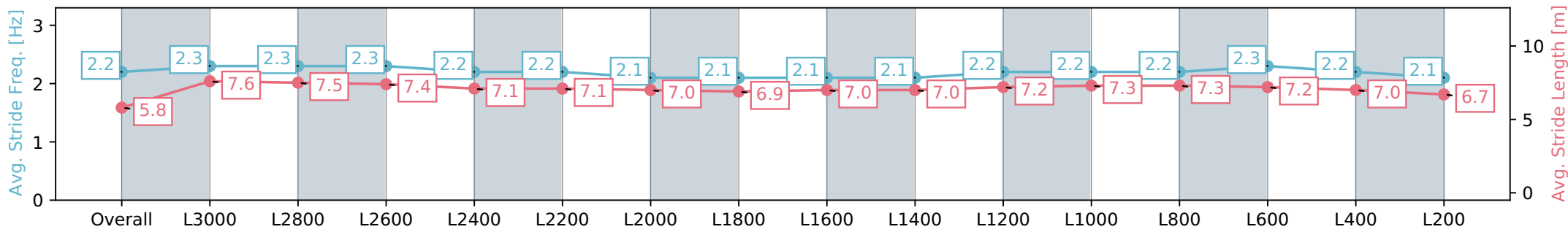
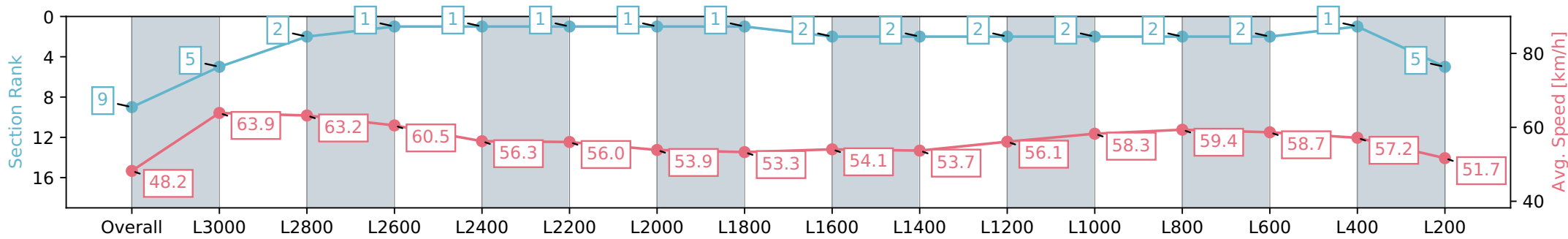
Race 7: TAB Adelaide Cup - 3200m

11 March 2024 - 4:20PM

Track Rating: Good 4, Weather: Fine, Rail Position: True



Section	Overall	L2400	L2200	L2000	L1800	L1600	L1400	L1200	L1000	L800	L600	L400	L200
Section Times	3:25.64 [9] (0:49.90)	2:35.72 [1] (0:12.79)	2:22.93 [1] (0:12.87)	2:10.06 [1] (0:13.48)	1:56.58 [1] (0:13.67)	1:42.91 [2] (0:13.33)	1:29.58 [2] (0:13.55)	1:16.03 [2] (0:12.88)	1:03.15 [2] (0:12.36)	0:50.79 [2] (0:12.14)	0:38.65 [2] (0:12.24)	0:26.41 [1] (0:12.56)	0:13.84 [5] (0:13.84)
Average Speed [km/h]	59.0	56.3	56.0	53.9	53.3	54.1	53.7	56.1	58.3	59.4	58.7	57.2	51.7
Top Speed [km/h]	64.7	58.1	56.9	54.9	54.0	54.5	54.7	56.6	59.4	60.0	59.3	58.3	55.9
Avg. Dist. to Rail [m]	4.1	0.1	0.9	2.1	3.4	3.1	2.7	1.3	0.7	0.3	0.6	0.7	0.5
Avg. Stride Freq. [Hz]	2.3	2.2	2.2	2.1	2.1	2.1	2.1	2.2	2.2	2.2	2.3	2.2	2.1
Avg. Stride Length [m]	7.1	7.1	7.1	7.0	6.9	7.0	7.0	7.2	7.3	7.3	7.2	7.0	6.7



- [] Ranking at each section and finish
- :-:- No data available at this section
- NA No data available

Horse/Jockey Name	PORT GUILLAUME
Finish Rank	10
Fastest Section Time (Section)	0:11.63 (L3000)
Top Speed [km/h] (Section)	62.7 (L3000)
Race State	Finished



Morphettville SA - Professional

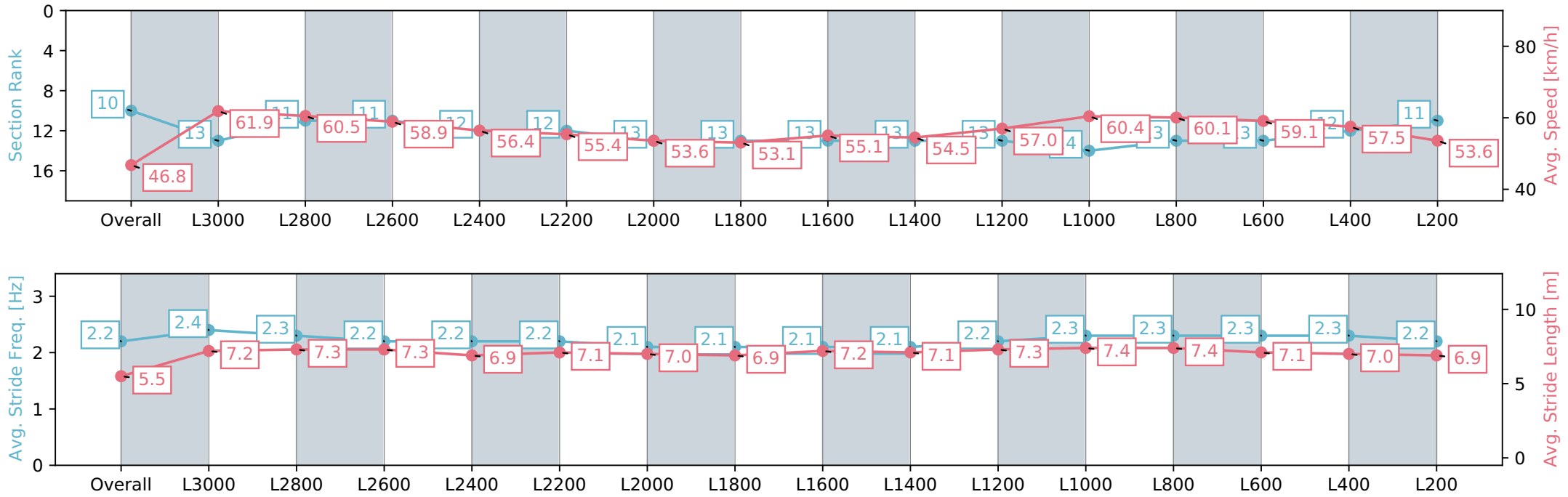
Race 7: TAB Adelaide Cup - 3200m

11 March 2024 - 4:20PM

Track Rating: Good 4, Weather: Fine, Rail Position: True



Section	Overall	L2400	L2200	L2000	L1800	L1600	L1400	L1200	L1000	L800	L600	L400	L200
Section Times	3:25.99 [10] (0:51.16)	2:34.81 [12] (0:12.81)	2:22.00 [12] (0:13.09)	2:08.91 [13] (0:13.60)	1:55.31 [13] (0:13.73)	1:41.58 [13] (0:13.08)	1:28.50 [13] (0:13.37)	1:15.13 [13] (0:12.74)	1:02.39 [14] (0:11.92)	0:50.47 [13] (0:12.14)	0:38.33 [13] (0:12.42)	0:25.91 [12] (0:12.56)	0:13.34 [11] (0:13.34)
Average Speed [km/h]	57.0	56.4	55.4	53.6	53.1	55.1	54.5	57.0	60.4	60.1	59.1	57.5	53.6
Top Speed [km/h]	62.7	58.7	56.2	55.7	54.1	57.3	56.3	58.4	61.5	61.2	60.1	59.0	56.8
Avg. Dist. to Rail [m]	1.0	1.9	2.5	2.7	3.1	3.3	3.2	2.1	3.7	3.7	3.6	5.0	5.3
Avg. Stride Freq. [Hz]	2.3	2.2	2.2	2.1	2.1	2.1	2.1	2.2	2.3	2.3	2.3	2.3	2.2
Avg. Stride Length [m]	6.8	6.9	7.1	7.0	6.9	7.2	7.1	7.3	7.4	7.4	7.1	7.0	6.9



Report Created: Mon 11 March 2024 17:14:06 GMT+11 (Note: Timing is based on positional data)

- [] Ranking at each section and finish
- :-:- No data available at this section
- NA No data available



Horse/Jockey Name	EIGHT ON THE DOT
Finish Rank	11
Fastest Section Time (Section)	0:11.79 (L3000)
Top Speed [km/h] (Section)	63.5 (L3000)
Race State	Finished



Morphettville SA - Professional

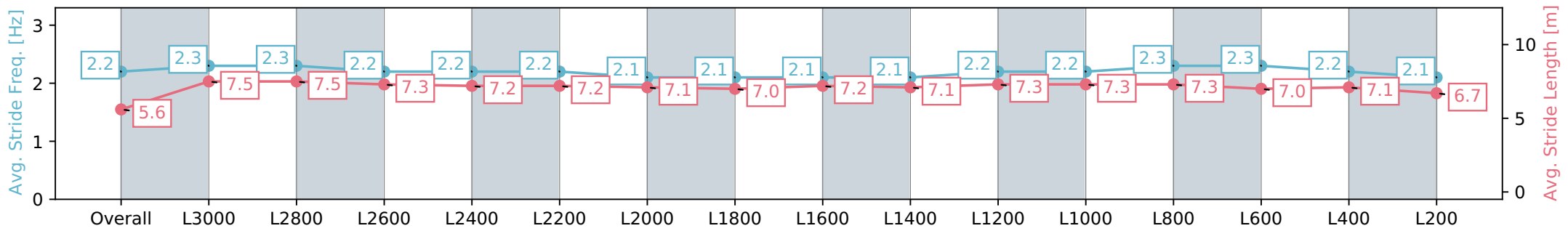
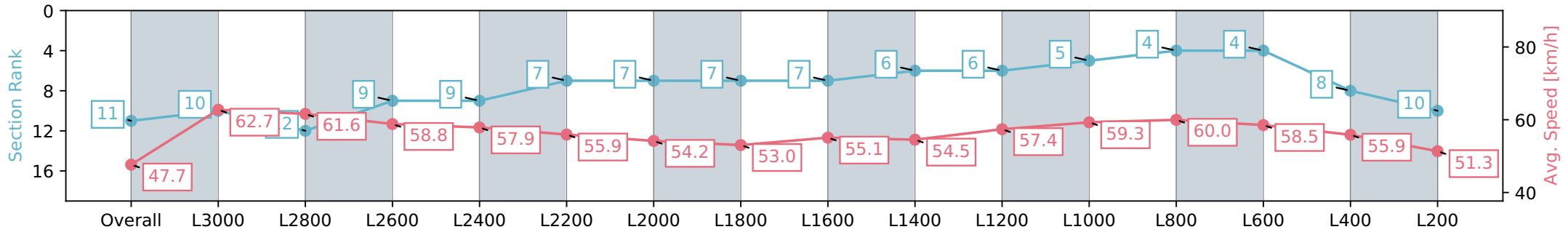
Race 7: TAB Adelaide Cup - 3200m

11 March 2024 - 4:20PM

Track Rating: Good 4, Weather: Fine, Rail Position: True



Section	Overall	L2400	L2200	L2000	L1800	L1600	L1400	L1200	L1000	L800	L600	L400	L200
Section Times	3:26.54 [11] (0:51.15)	2:35.42 [9] (0:12.47)	2:22.95 [7] (0:12.98)	2:09.97 [7] (0:13.41)	1:56.56 [7] (0:13.74)	1:42.82 [7] (0:13.05)	1:29.77 [6] (0:13.44)	1:16.33 [6] (0:12.69)	1:03.64 [5] (0:12.14)	0:51.50 [4] (0:12.18)	0:39.32 [4] (0:12.49)	0:26.83 [8] (0:12.92)	0:13.91 [10] (0:13.91)
Average Speed [km/h]	57.7	57.9	55.9	54.2	53.0	55.1	54.5	57.4	59.3	60.0	58.5	55.9	51.3
Top Speed [km/h]	63.5	58.6	57.1	55.5	53.7	55.7	55.3	58.9	60.7	60.6	60.7	57.4	55.0
Avg. Dist. to Rail [m]	5.4	2.4	2.0	2.7	2.9	4.2	4.3	3.4	4.4	3.9	2.6	4.3	4.3
Avg. Stride Freq. [Hz]	2.2	2.2	2.2	2.1	2.1	2.1	2.1	2.2	2.2	2.3	2.3	2.2	2.1
Avg. Stride Length [m]	7.0	7.2	7.2	7.1	7.0	7.2	7.1	7.3	7.3	7.3	7.0	7.1	6.7



- [] Ranking at each section and finish
- :-:- No data available at this section
- NA No data available

Horse/Jockey Name	LINCOLN KING
Finish Rank	12
Fastest Section Time (Section)	0:11.65 (L3000)
Top Speed [km/h] (Section)	63.6 (L3000)
Race State	Finished



Morphettville SA - Professional

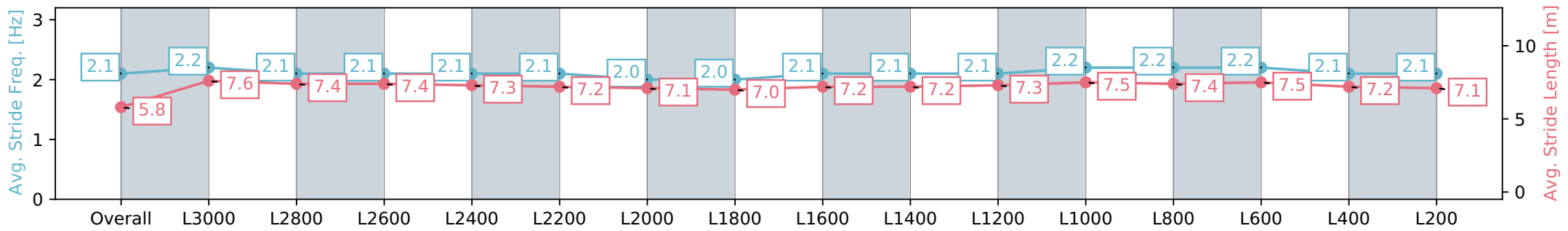
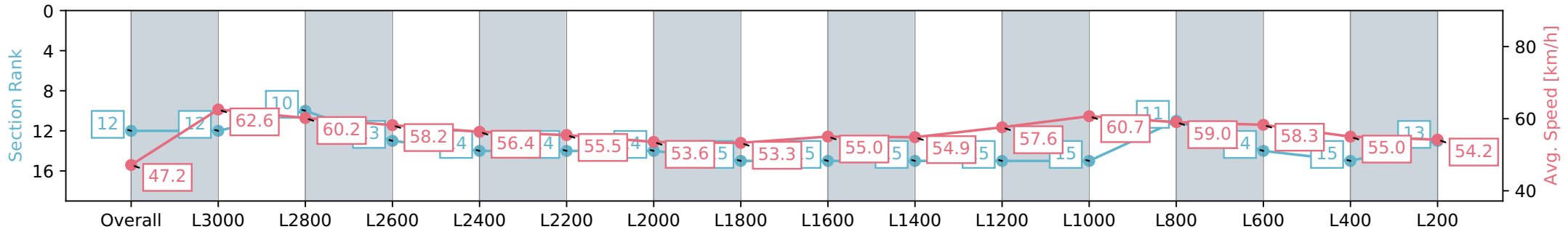
Race 7: TAB Adelaide Cup - 3200m

11 March 2024 - 4:20PM

Track Rating: Good 4, Weather: Fine, Rail Position: True



Section	Overall	L2400	L2200	L2000	L1800	L1600	L1400	L1200	L1000	L800	L600	L400	L200
Section Times	3:26.76 [12] (0:51.44)	2:35.31 [14] (0:12.84)	2:22.47 [14] (0:13.08)	2:09.39 [14] (0:13.57)	1:55.81 [15] (0:13.66)	1:42.15 [15] (0:13.08)	1:29.07 [15] (0:13.28)	1:15.79 [15] (0:12.65)	1:03.14 [15] (0:11.86)	0:51.28 [11] (0:12.40)	0:38.88 [14] (0:12.56)	0:26.31 [15] (0:13.13)	0:13.18 [13] (0:13.18)
Average Speed [km/h]	57.0	56.4	55.5	53.6	53.3	55.0	54.9	57.6	60.7	59.0	58.3	55.0	54.2
Top Speed [km/h]	63.6	57.7	56.2	56.1	54.5	57.5	57.2	60.6	61.9	61.6	59.0	56.7	54.7
Avg. Dist. to Rail [m]	3.8	1.9	2.4	2.6	2.9	3.1	3.3	3.1	5.1	4.6	3.3	4.7	6.8
Avg. Stride Freq. [Hz]	2.1	2.1	2.1	2.0	2.0	2.1	2.1	2.1	2.2	2.2	2.2	2.1	2.1
Avg. Stride Length [m]	7.0	7.3	7.2	7.1	7.0	7.2	7.2	7.3	7.5	7.4	7.5	7.2	7.1



- [] Ranking at each section and finish
- :-:- No data available at this section
- NA No data available

Horse/Jockey Name	TULLAGHAN
Finish Rank	13
Fastest Section Time (Section)	0:11.73 (L3000)
Top Speed [km/h] (Section)	62.4 (L3000)
Race State	Finished



Morphettville SA - Professional

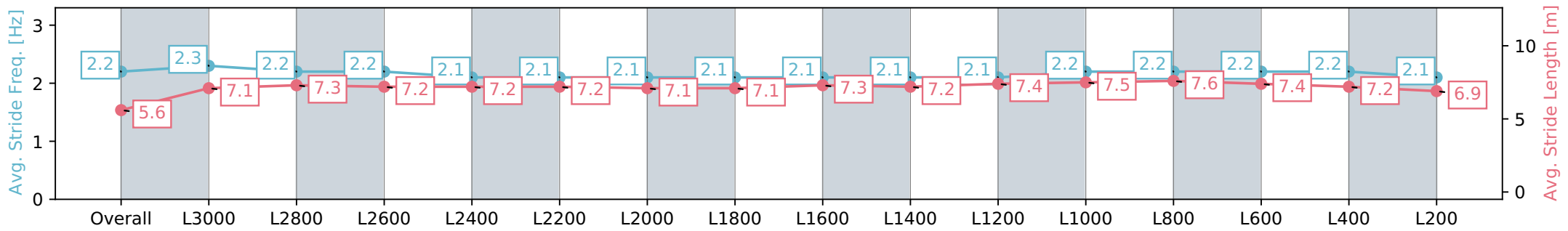
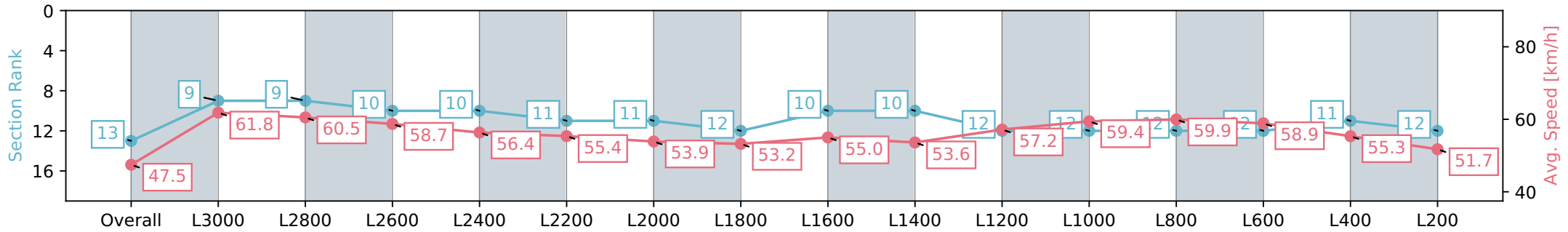
Race 7: TAB Adelaide Cup - 3200m

11 March 2024 - 4:20PM

Track Rating: Good 4, Weather: Fine, Rail Position: True



Section	Overall	L2400	L2200	L2000	L1800	L1600	L1400	L1200	L1000	L800	L600	L400	L200
Section Times	3:26.88 [13] (0:51.13)	2:35.75 [10] (0:12.83)	2:22.92 [11] (0:13.07)	2:09.85 [11] (0:13.45)	1:56.40 [12] (0:13.61)	1:42.79 [10] (0:13.09)	1:29.70 [10] (0:13.56)	1:16.14 [12] (0:12.66)	1:03.48 [12] (0:12.11)	0:51.37 [12] (0:12.13)	0:39.24 [12] (0:12.39)	0:26.85 [11] (0:13.04)	0:13.81 [12] (0:13.81)
Average Speed [km/h]	57.1	56.4	55.4	53.9	53.2	55.0	53.6	57.2	59.4	59.9	58.9	55.3	51.7
Top Speed [km/h]	62.4	58.3	56.1	56.0	54.3	56.6	55.2	58.7	60.7	60.8	60.1	57.5	53.8
Avg. Dist. to Rail [m]	1.2	1.2	1.7	1.6	1.6	1.9	2.3	1.6	2.9	2.8	2.6	3.2	3.5
Avg. Stride Freq. [Hz]	2.2	2.1	2.1	2.1	2.1	2.1	2.1	2.1	2.2	2.2	2.2	2.2	2.1
Avg. Stride Length [m]	6.8	7.2	7.2	7.1	7.1	7.3	7.2	7.4	7.5	7.6	7.4	7.2	6.9



- [] Ranking at each section and finish
- :-:- No data available at this section
- NA No data available

Horse/Jockey Name	RAPINOE
Finish Rank	14
Fastest Section Time (Section)	0:11.89 (L3000)
Top Speed [km/h] (Section)	64.3 (Overall)
Race State	Finished



Morphettville SA - Professional

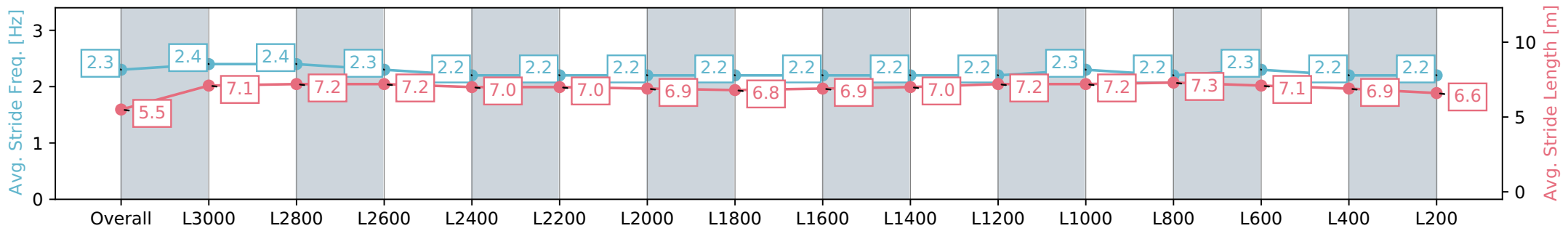
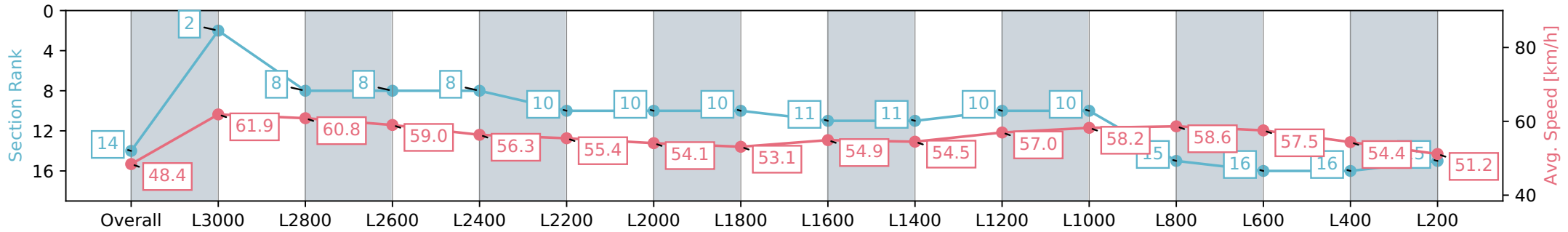
Race 7: TAB Adelaide Cup - 3200m

11 March 2024 - 4:20PM

Track Rating: Good 4, Weather: Fine, Rail Position: True



Section	Overall	L2400	L2200	L2000	L1800	L1600	L1400	L1200	L1000	L800	L600	L400	L200
Section Times	3:27.94 [14] (0:50.99)	2:36.93 [8] (0:12.83)	2:24.10 [10] (0:13.09)	2:11.01 [10] (0:13.46)	1:57.55 [10] (0:13.70)	1:43.85 [11] (0:13.12)	1:30.73 [11] (0:13.39)	1:17.34 [10] (0:12.76)	1:04.58 [10] (0:12.36)	0:52.22 [15] (0:12.40)	0:39.82 [16] (0:12.56)	0:27.25 [16] (0:13.28)	0:13.96 [15] (0:13.96)
Average Speed [km/h]	57.5	56.3	55.4	54.1	53.1	54.9	54.5	57.0	58.2	58.6	57.5	54.4	51.2
Top Speed [km/h]	64.3	58.3	56.3	55.5	54.2	56.8	55.7	58.4	58.9	59.3	58.7	56.5	52.9
Avg. Dist. to Rail [m]	3.6	1.8	2.2	2.8	3.1	3.3	3.4	2.7	3.9	2.7	1.2	1.5	2.3
Avg. Stride Freq. [Hz]	2.3	2.2	2.2	2.2	2.2	2.2	2.2	2.2	2.3	2.2	2.3	2.2	2.2
Avg. Stride Length [m]	6.8	7.0	7.0	6.9	6.8	6.9	7.0	7.2	7.2	7.3	7.1	6.9	6.6



- [] Ranking at each section and finish
- :-:- No data available at this section
- NA No data available

Horse/Jockey Name	OCEANIC FLASH
Finish Rank	15
Fastest Section Time (Section)	0:11.59 (L3000)
Top Speed [km/h] (Section)	63.9 (L3000)
Race State	Finished



Morphettville SA - Professional

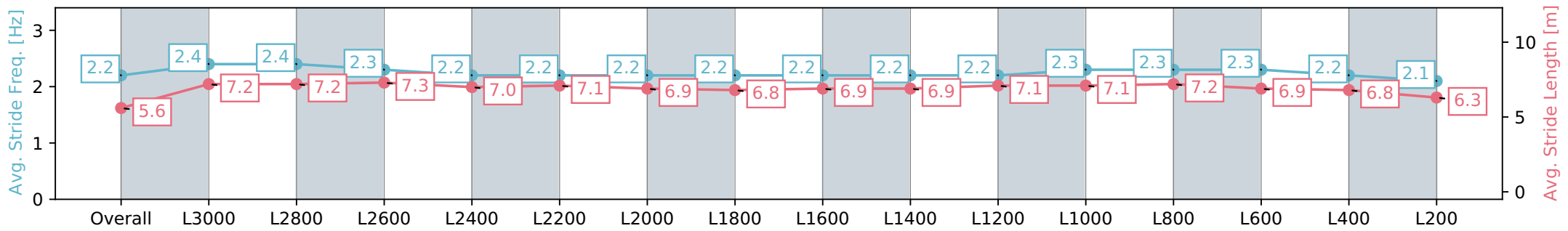
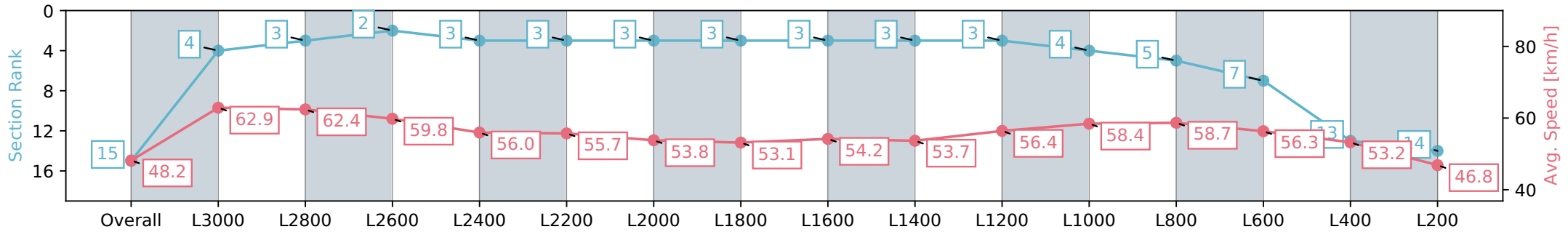
Race 7: TAB Adelaide Cup - 3200m

11 March 2024 - 4:20PM

Track Rating: Good 4, Weather: Fine, Rail Position: True



Section	Overall	L2400	L2200	L2000	L1800	L1600	L1400	L1200	L1000	L800	L600	L400	L200
Section Times	3:28.96 [15] (0:50.26)	2:38.70 [3] (0:12.89)	2:25.81 [3] (0:12.93)	2:12.88 [3] (0:13.42)	1:59.46 [3] (0:13.63)	1:45.83 [3] (0:13.27)	1:32.56 [3] (0:13.52)	1:19.04 [3] (0:12.82)	1:06.22 [4] (0:12.34)	0:53.88 [5] (0:12.31)	0:41.57 [7] (0:12.82)	0:28.75 [13] (0:13.53)	0:15.22 [14] (0:15.22)
Average Speed [km/h]	58.3	56.0	55.7	53.8	53.1	54.2	53.7	56.4	58.4	58.7	56.3	53.2	46.8
Top Speed [km/h]	63.9	58.1	56.2	55.1	53.8	54.6	54.3	57.6	59.7	59.7	57.5	54.9	50.0
Avg. Dist. to Rail [m]	2.3	0.3	0.5	0.7	1.6	2.5	2.2	1.3	1.6	1.2	0.6	0.6	1.1
Avg. Stride Freq. [Hz]	2.3	2.2	2.2	2.2	2.2	2.2	2.2	2.2	2.3	2.3	2.3	2.2	2.1
Avg. Stride Length [m]	6.8	7.0	7.1	6.9	6.8	6.9	6.9	7.1	7.1	7.2	6.9	6.8	6.3



Report Created: Mon 11 March 2024 17:14:49 GMT+11 (Note: Timing is based on positional data)

- [] Ranking at each section and finish
- :-:- No data available at this section
- NA No data available

Horse/Jockey Name	GRAND PIERRO
Finish Rank	16
Fastest Section Time (Section)	0:11.72 (L3000)
Top Speed [km/h] (Section)	63.1 (L3000)
Race State	Finished



Morphettville SA - Professional

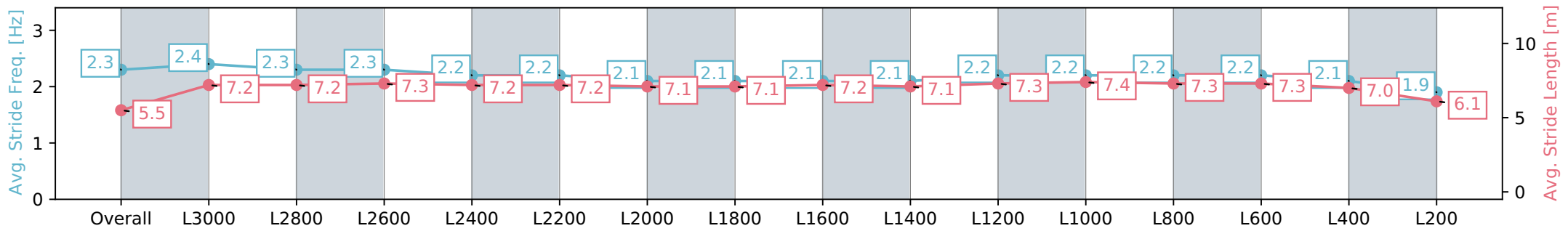
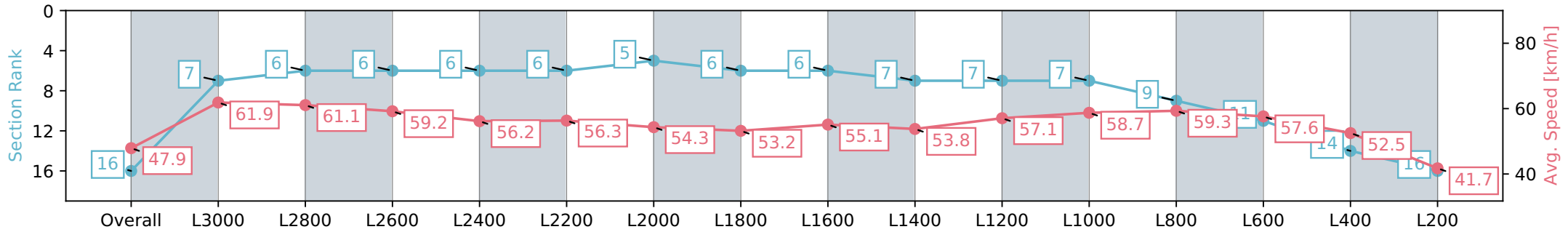
Race 7: TAB Adelaide Cup - 3200m

11 March 2024 - 4:20PM

Track Rating: Good 4, Weather: Fine, Rail Position: True



Section	Overall	L2400	L2200	L2000	L1800	L1600	L1400	L1200	L1000	L800	L600	L400	L200
Section Times	3:31.08 [16] (0:50.71)	2:40.36 [6] (0:12.82)	2:27.54 [6] (0:12.81)	2:14.73 [5] (0:13.52)	2:01.21 [6] (0:13.82)	1:47.39 [6] (0:13.09)	1:34.30 [7] (0:13.59)	1:20.71 [7] (0:12.69)	1:08.02 [7] (0:12.27)	0:55.75 [9] (0:12.25)	0:43.50 [11] (0:12.68)	0:30.82 [14] (0:13.72)	0:17.10 [16] (0:17.10)
Average Speed [km/h]	57.5	56.2	56.3	54.3	53.2	55.1	53.8	57.1	58.7	59.3	57.6	52.5	41.7
Top Speed [km/h]	63.2	57.3	58.7	57.4	54.4	56.1	54.8	58.3	60.8	60.7	59.8	57.1	47.8
Avg. Dist. to Rail [m]	1.4	0.3	1.3	4.3	6.5	4.9	4.0	1.8	2.4	2.1	2.9	3.7	5.7
Avg. Stride Freq. [Hz]	2.3	2.2	2.2	2.1	2.1	2.1	2.1	2.2	2.2	2.2	2.2	2.1	1.9
Avg. Stride Length [m]	6.8	7.2	7.2	7.1	7.1	7.2	7.1	7.3	7.4	7.3	7.3	7.0	6.1



- [] Ranking at each section and finish
- :-:- No data available at this section
- NA No data available