



RACING SA

Morphettville SA

Race 5: The Fotobase Group Morphettville Guineas - 1600m

11 March 2024 - 2:51PM



Morphettville

Track Rating: Good 4, Weather: Fine, Rail Position: True

Section								Overall	L1400	L1200	L1000	L800	L600		
Field Times								1:37.79 (0:14.14)	1:23.65 (0:11.23)	1:12.42 (0:12.11)	1:00.31 (0:12.33)	0:47.98 (0:12.17)	0:35.81 (0:11.78)		
Position	#	Horse/Jockey	Barrier	Top Speed [km/h]	Fastest Section	First 400m								Distance Travelled From Winner [m]	
1	1	AIR ASSAULT Jason Holder	9	66.1 1400-1200	0:11.19 1400-1200	0:25.37	1:37.79 (0:14.18)	1:23.61 [3] (0:11.19)	1:12.42 [1] (0:12.10)	1:00.32 [1] (0:12.34)	0:47.98 [1] (0:12.17)	0:35.81 [1] (0:11.78)			
2	2	EASY DUN John Allen	7	64.2 400-200	0:11.50 400-200	0:26.71	1:38.02 (0:15.07)	1:22.95 [8] (0:11.64)	1:11.31 [8] (0:11.91)	0:59.40 [8] (0:12.24)	0:47.16 [7] (0:11.97)	0:35.19 [7] (0:11.62)	+6		
3	10	POPPIN' CHAMPAGNE Jamie Kah	8	65.4 1400-1200	0:11.36 1400-1200	0:25.49	1:38.05 (0:14.13)	1:23.92 [1] (0:11.36)	1:12.56 [2] (0:12.21)	1:00.35 [2] (0:12.28)	0:48.07 [2] (0:12.15)	0:35.92 [2] (0:11.74)	+3		
4	4	A SAMURAI MIND Lachlan Neindorf	6	63.6 1400-1200	0:11.53 1400-1200	0:25.89	1:38.05 (0:14.36)	1:23.69 [4] (0:11.53)	1:12.16 [4] (0:12.17)	0:59.99 [4] (0:12.21)	0:47.78 [4] (0:12.07)	0:35.71 [4] (0:11.69)	+6		
5	3	HARLEY'N'ROSE Dom Tourneur	4	64.1 600-400	0:11.51 600-400	0:26.56	1:38.78 (0:14.81)	1:23.97 [7] (0:11.75)	1:12.22 [7] (0:12.02)	1:00.20 [7] (0:12.31)	0:47.89 [8] (0:11.95)	0:35.94 [8] (0:11.51)	+0		
6	7	ENCIPHERING Teagan Voorham	2	62.5 1400-1200	0:11.70 1400-1200	0:26.28	1:38.87 (0:14.57)	1:24.29 [5] (0:11.70)	1:12.59 [5] (0:12.04)	1:00.55 [5] (0:12.21)	0:48.34 [5] (0:12.01)	0:36.33 [6] (0:11.81)	+3		
7	9	TIME TO CHAT Kerrin McEvoy	1	63.8 1400-1200	0:11.61 1400-1200	0:25.76	1:38.99 (0:14.15)	1:24.84 [2] (0:11.61)	1:13.23 [3] (0:12.16)	1:01.07 [3] (0:12.26)	0:48.81 [3] (0:12.12)	0:36.69 [3] (0:11.93)	+3		
8	8	ARAMOSO Todd Pannell	5	63.4 1400-1200	0:11.63 1400-1200	0:26.40	1:39.03 (0:14.77)	1:24.26 [6] (0:11.63)	1:12.63 [6] (0:11.95)	1:00.68 [6] (0:12.19)	0:48.49 [6] (0:11.99)	0:36.50 [5] (0:11.74)	+6		

Scratched: Under The Cone (#5), Solar Mist (#6)



RACING SA

Morphettville SA
Race 5: The Fotobase Group Morphettville Guineas - 1600m
11 March 2024 - 2:51PM



Track Rating: Good 4, Weather: Fine, Rail Position: True

Table with columns: Section, Field Times, Position, #, Horse/Jockey, Barrier, Top Speed [km/h], Fastest Section, First 400m, L400, L200, Margin, Distance Travelled From Winner [m]. Rows include AIR ASSAULT, EASY DUN, POPPIN' CHAMPAGNE, A SAMURAI MIND, HARLEY'N'ROSE, ENCIPHERING, TIME TO CHAT, and ARAMOSO.

Scratched: Under The Cone (#5), Solar Mist (#6)

- [] Position in running at each section and finish
Saddle cloth number
-:-:- No data available at this section
NA No data available

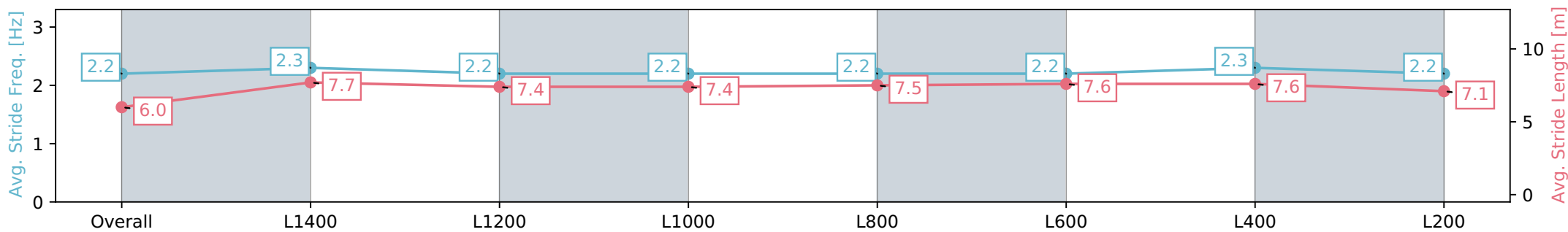
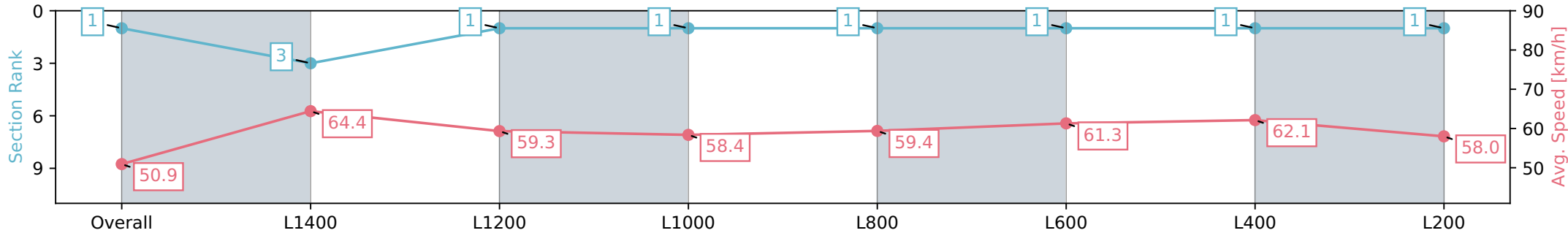
Horse/Jockey Name	AIR ASSAULT
Finish Rank	1
Fastest Section Time (Section)	0:11.19 (L1400)
Top Speed [km/h] (Section)	66.1 (L1400)
Race State	Finished



Morphettville SA - Professional
 Race 5: The Fotobase Group Morphettville Guineas - 1600m
 11 March 2024 - 2:51PM
 Track Rating: Good 4, Weather: Fine, Rail Position: True



Section	Overall	L1400	L1200	L1000	L800	L600	L400	L200
Section Times	1:37.79 [1] (0:14.18)	1:23.61 [3] (0:11.19)	1:12.42 [1] (0:12.10)	1:00.32 [1] (0:12.34)	0:47.98 [1] (0:12.17)	0:35.81 [1] (0:11.78)	0:24.03 [1] (0:11.62)	0:12.41 [1] (0:12.41)
Average Speed [km/h]	50.9	64.4	59.3	58.4	59.4	61.3	62.1	58.0
Top Speed [km/h]	65.3	66.1	62.8	58.9	60.3	62.7	62.9	60.8
Avg. Dist. to Rail [m]	7.9	1.2	0.4	0.6	0.8	0.9	1.1	1.9
Avg. Stride Freq. [Hz]	2.2	2.3	2.2	2.2	2.2	2.2	2.3	2.2
Avg. Stride Length [m]	6.0	7.7	7.4	7.4	7.5	7.6	7.6	7.1



[] Ranking at each section and finish
 -:-:- No data available at this section
 NA No data available

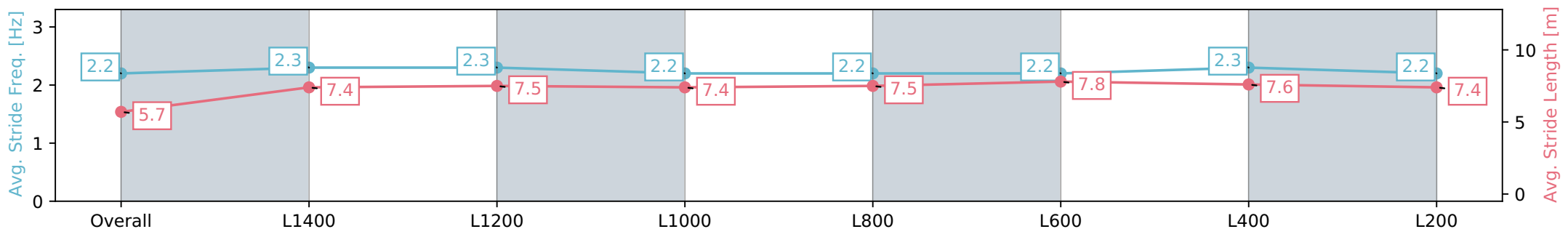
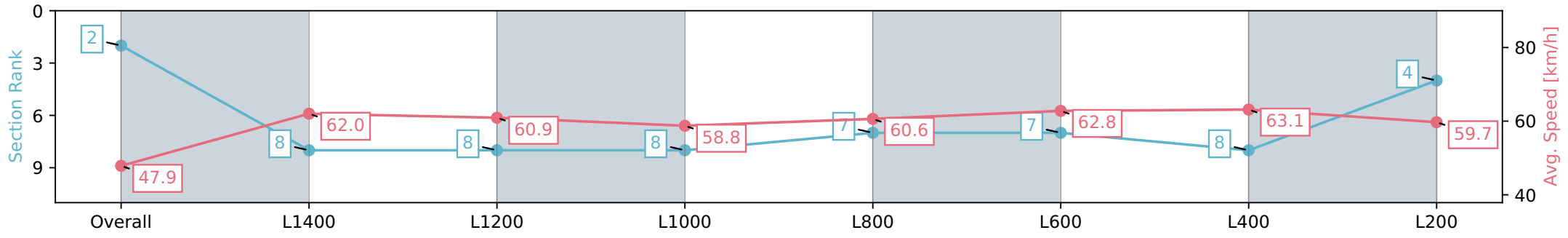
Horse/Jockey Name	EASY DUN
Finish Rank	2
Fastest Section Time (Section)	0:11.50 (L400)
Top Speed [km/h] (Section)	64.2 (L400)
Race State	Finished



Morphettville SA - Professional
 Race 5: The Fotobase Group Morphettville Guineas - 1600m
 11 March 2024 - 2:51PM
 Track Rating: Good 4, Weather: Fine, Rail Position: True



Section	Overall	L1400	L1200	L1000	L800	L600	L400	L200
Section Times	1:38.02 [2] (0:15.07)	1:22.95 [8] (0:11.64)	1:11.31 [8] (0:11.91)	0:59.40 [8] (0:12.24)	0:47.16 [7] (0:11.97)	0:35.19 [7] (0:11.62)	0:23.57 [8] (0:11.50)	0:12.07 [4] (0:12.07)
Average Speed [km/h]	47.9	62.0	60.9	58.8	60.6	62.8	63.1	59.7
Top Speed [km/h]	61.9	62.5	62.1	59.7	63.1	63.1	64.2	63.8
Avg. Dist. to Rail [m]	6.2	1.3	1.5	1.7	2.0	2.9	5.8	5.2
Avg. Stride Freq. [Hz]	2.2	2.3	2.3	2.2	2.2	2.2	2.3	2.2
Avg. Stride Length [m]	5.7	7.4	7.5	7.4	7.5	7.8	7.6	7.4



- [] Ranking at each section and finish
- :-:- No data available at this section
- NA No data available

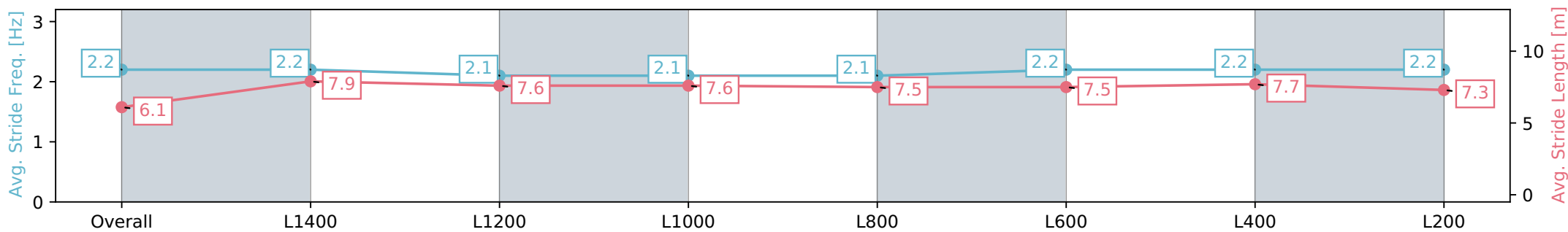
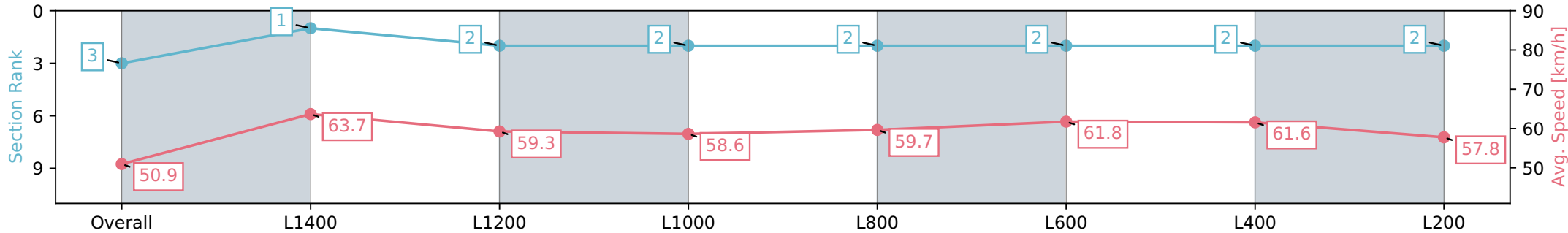
Horse/Jockey Name	POPPIN' CHAMPAGNE
Finish Rank	3
Fastest Section Time (Section)	0:11.36 (L1400)
Top Speed [km/h] (Section)	65.4 (L1400)
Race State	Finished



Morphettville SA - Professional
 Race 5: The Fotobase Group Morphettville Guineas - 1600m
 11 March 2024 - 2:51PM
 Track Rating: Good 4, Weather: Fine, Rail Position: True



Section	Overall	L1400	L1200	L1000	L800	L600	L400	L200
Section Times	1:38.05 [3] (0:14.13)	1:23.92 [1] (0:11.36)	1:12.56 [2] (0:12.21)	1:00.35 [2] (0:12.28)	0:48.07 [2] (0:12.15)	0:35.92 [2] (0:11.74)	0:24.18 [2] (0:11.73)	0:12.45 [2] (0:12.45)
Average Speed [km/h]	50.9	63.7	59.3	58.6	59.7	61.8	61.6	57.8
Top Speed [km/h]	65.3	65.4	61.2	59.2	60.7	62.8	62.8	60.1
Avg. Dist. to Rail [m]	7.8	1.7	1.1	1.8	1.8	1.5	2.1	3.8
Avg. Stride Freq. [Hz]	2.2	2.2	2.1	2.1	2.1	2.2	2.2	2.2
Avg. Stride Length [m]	6.1	7.9	7.6	7.6	7.5	7.5	7.7	7.3



[] Ranking at each section and finish
 -:-:- No data available at this section
 NA No data available

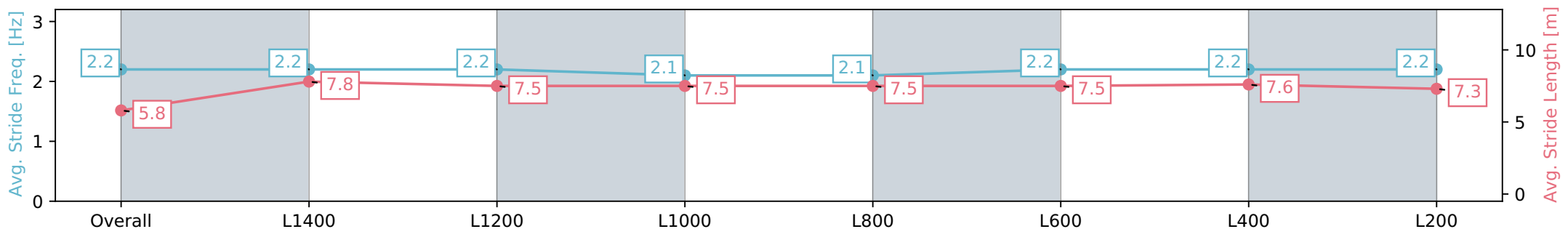
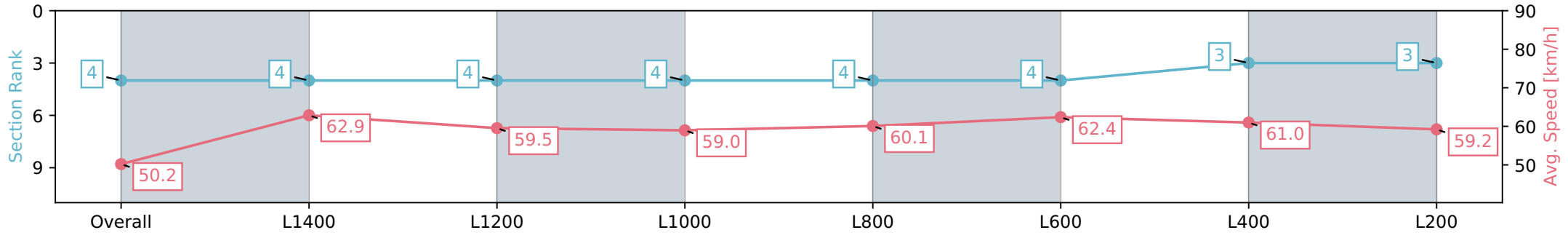
Horse/Jockey Name	A SAMURAI MIND
Finish Rank	4
Fastest Section Time (Section)	0:11.53 (L1400)
Top Speed [km/h] (Section)	63.6 (L1400)
Race State	Finished



Morphettville SA - Professional
 Race 5: The Fotobase Group Morphettville Guineas - 1600m
 11 March 2024 - 2:51PM
 Track Rating: Good 4, Weather: Fine, Rail Position: True



Section	Overall	L1400	L1200	L1000	L800	L600	L400	L200
Section Times	1:38.05 [4] (0:14.36)	1:23.69 [4] (0:11.53)	1:12.16 [4] (0:12.17)	0:59.99 [4] (0:12.21)	0:47.78 [4] (0:12.07)	0:35.71 [4] (0:11.69)	0:24.02 [3] (0:11.85)	0:12.17 [3] (0:12.17)
Average Speed [km/h]	50.2	62.9	59.5	59.0	60.1	62.4	61.0	59.2
Top Speed [km/h]	62.0	63.6	62.1	59.7	61.8	62.7	62.2	61.2
Avg. Dist. to Rail [m]	6.2	2.3	1.5	2.0	1.9	2.4	3.8	5.6
Avg. Stride Freq. [Hz]	2.2	2.2	2.2	2.1	2.1	2.2	2.2	2.2
Avg. Stride Length [m]	5.8	7.8	7.5	7.5	7.5	7.5	7.6	7.3



- [] Ranking at each section and finish
- :-:- No data available at this section
- NA No data available

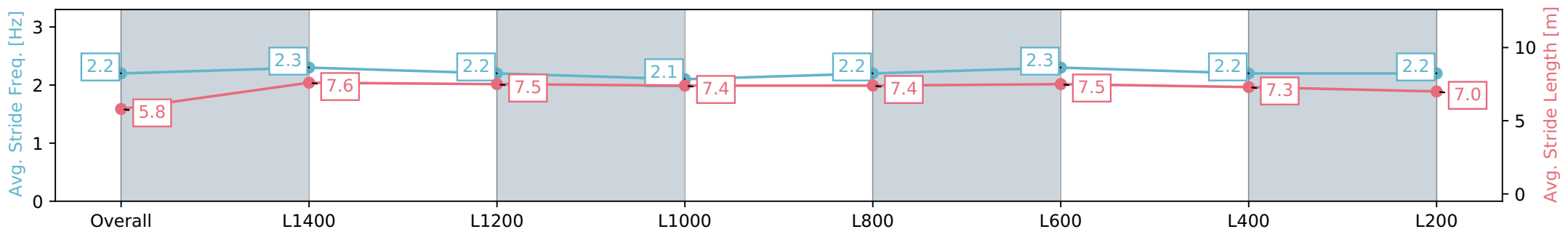
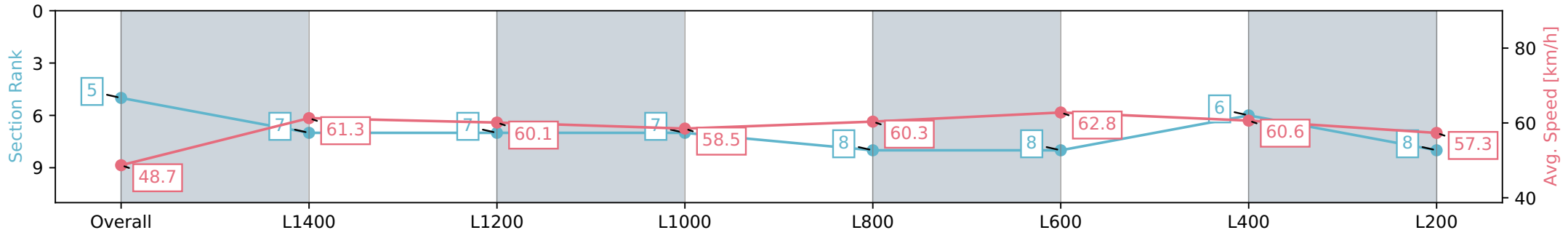
Horse/Jockey Name	HARLEY'N'ROSE
Finish Rank	5
Fastest Section Time (Section)	0:11.51 (L600)
Top Speed [km/h] (Section)	64.1 (L600)
Race State	Finished



Morphettville SA - Professional
 Race 5: The Fotobase Group Morphettville Guineas - 1600m
 11 March 2024 - 2:51PM
 Track Rating: Good 4, Weather: Fine, Rail Position: True



Section	Overall	L1400	L1200	L1000	L800	L600	L400	L200
Section Times	1:38.78 [5] (0:14.81)	1:23.97 [7] (0:11.75)	1:12.22 [7] (0:12.02)	1:00.20 [7] (0:12.31)	0:47.89 [8] (0:11.95)	0:35.94 [8] (0:11.51)	0:24.43 [6] (0:11.87)	0:12.56 [8] (0:12.56)
Average Speed [km/h]	48.7	61.3	60.1	58.5	60.3	62.8	60.6	57.3
Top Speed [km/h]	61.5	61.8	61.5	59.6	62.6	64.1	61.8	59.0
Avg. Dist. to Rail [m]	4.3	0.6	0.5	0.9	1.0	0.5	0.5	0.5
Avg. Stride Freq. [Hz]	2.2	2.3	2.2	2.1	2.2	2.3	2.2	2.2
Avg. Stride Length [m]	5.8	7.6	7.5	7.4	7.4	7.5	7.3	7.0



Report Created: Mon 11 March 2024 15:38:43 GMT+11 (Note: Timing is based on positional data)

- [] Ranking at each section and finish
- :-:- No data available at this section
- NA No data available

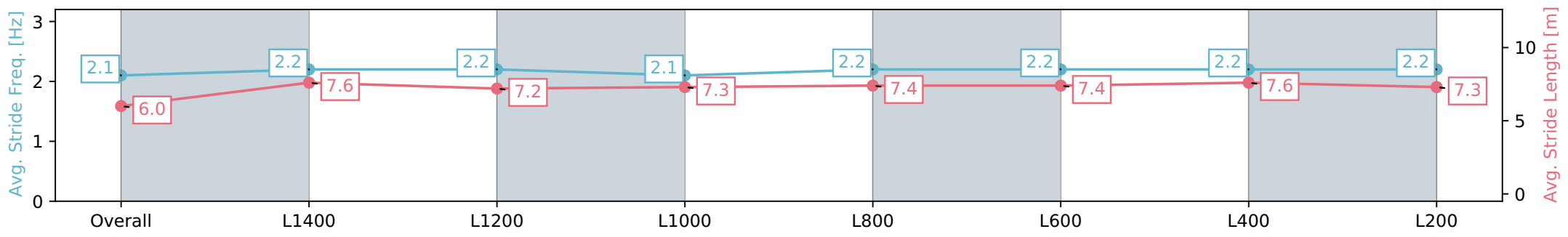
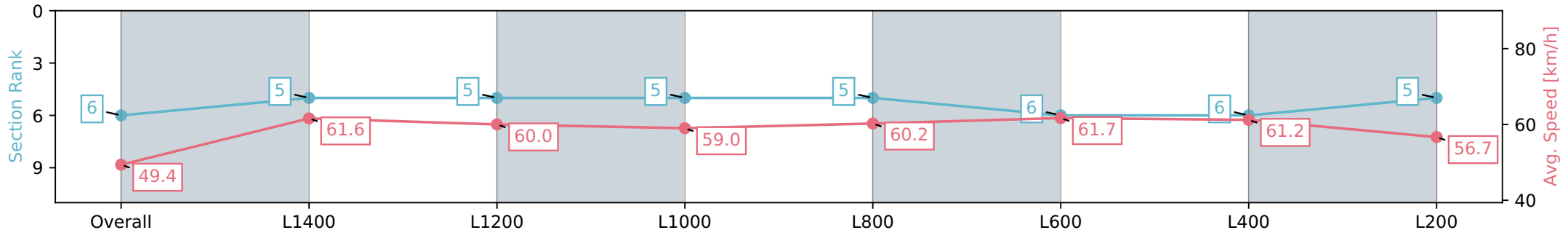
Horse/Jockey Name	ENCIPHERING
Finish Rank	6
Fastest Section Time (Section)	0:11.70 (L1400)
Top Speed [km/h] (Section)	62.5 (L1400)
Race State	Finished



Morphettville SA - Professional
 Race 5: The Fotobase Group Morphettville Guineas - 1600m
 11 March 2024 - 2:51PM
 Track Rating: Good 4, Weather: Fine, Rail Position: True



Section	Overall	L1400	L1200	L1000	L800	L600	L400	L200
Section Times	1:38.87 [6] (0:14.57)	1:24.29 [5] (0:11.70)	1:12.59 [5] (0:12.04)	1:00.55 [5] (0:12.21)	0:48.34 [5] (0:12.01)	0:36.33 [6] (0:11.81)	0:24.52 [6] (0:11.82)	0:12.70 [5] (0:12.70)
Average Speed [km/h]	49.4	61.6	60.0	59.0	60.2	61.7	61.2	56.7
Top Speed [km/h]	62.0	62.5	61.3	59.4	62.0	61.9	61.9	60.1
Avg. Dist. to Rail [m]	4.0	0.7	0.8	1.3	1.4	2.2	3.2	3.4
Avg. Stride Freq. [Hz]	2.1	2.2	2.2	2.1	2.2	2.2	2.2	2.2
Avg. Stride Length [m]	6.0	7.6	7.2	7.3	7.4	7.4	7.6	7.3



- [] Ranking at each section and finish
- :-:- No data available at this section
- NA No data available

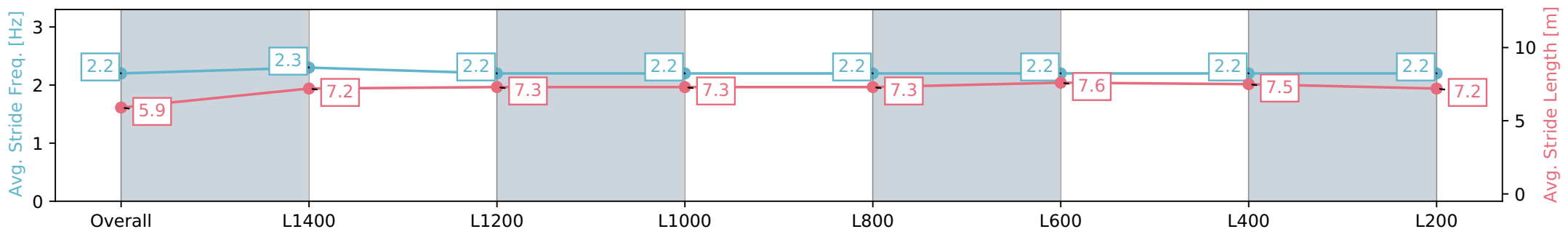
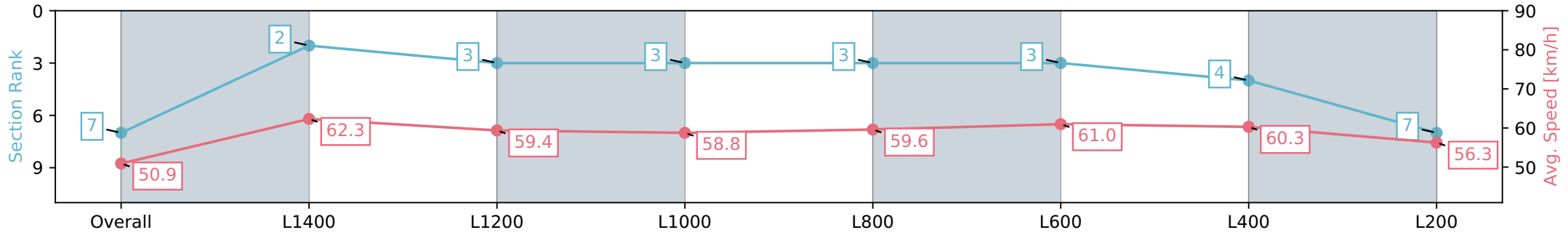
Horse/Jockey Name	TIME TO CHAT
Finish Rank	7
Fastest Section Time (Section)	0:11.61 (L1400)
Top Speed [km/h] (Section)	63.8 (L1400)
Race State	Finished



Morphettville SA - Professional
 Race 5: The Fotobase Group Morphettville Guineas - 1600m
 11 March 2024 - 2:51PM
 Track Rating: Good 4, Weather: Fine, Rail Position: True



Section	Overall	L1400	L1200	L1000	L800	L600	L400	L200
Section Times	1:38.99 [7] (0:14.15)	1:24.84 [2] (0:11.61)	1:13.23 [3] (0:12.16)	1:01.07 [3] (0:12.26)	0:48.81 [3] (0:12.12)	0:36.69 [3] (0:11.93)	0:24.76 [4] (0:11.97)	0:12.79 [7] (0:12.79)
Average Speed [km/h]	50.9	62.3	59.4	58.8	59.6	61.0	60.3	56.3
Top Speed [km/h]	63.8	63.8	61.0	59.2	61.6	61.6	61.7	59.3
Avg. Dist. to Rail [m]	3.5	1.5	0.8	1.1	0.8	2.0	2.4	2.9
Avg. Stride Freq. [Hz]	2.2	2.3	2.2	2.2	2.2	2.2	2.2	2.2
Avg. Stride Length [m]	5.9	7.2	7.3	7.3	7.3	7.6	7.5	7.2



[] Ranking at each section and finish
 -:-:- No data available at this section
 NA No data available

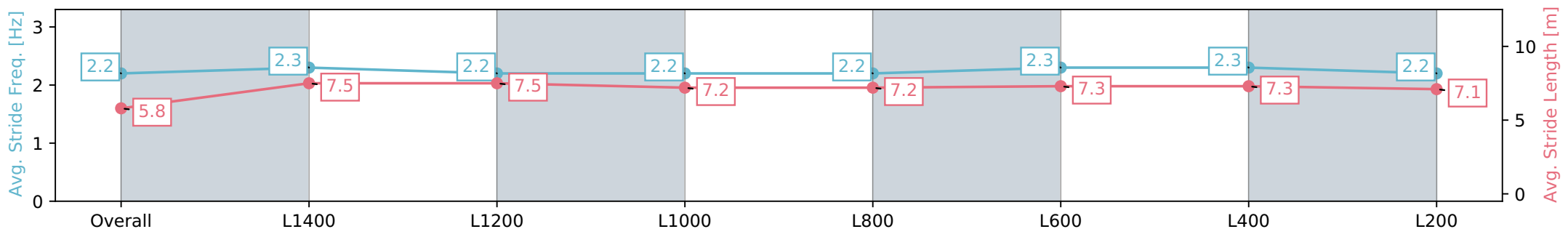
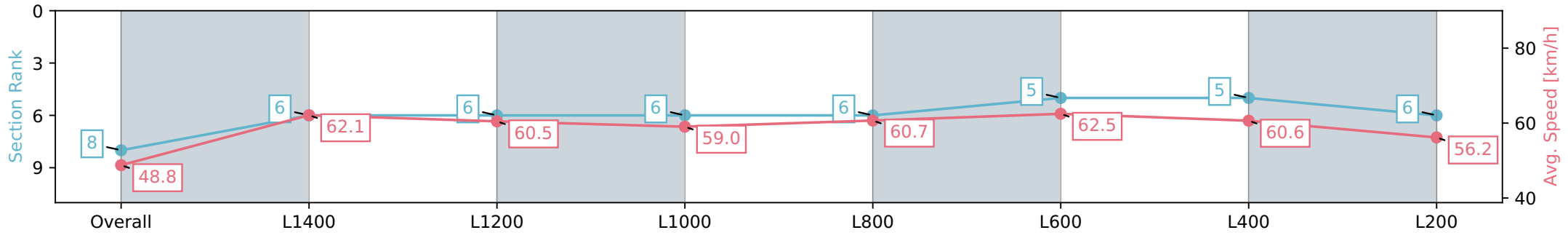
Horse/Jockey Name	ARAMOSO
Finish Rank	8
Fastest Section Time (Section)	0:11.63 (L1400)
Top Speed [km/h] (Section)	63.4 (L1400)
Race State	Finished



Morphettville SA - Professional
 Race 5: The Fotobase Group Morphettville Guineas - 1600m
 11 March 2024 - 2:51PM
 Track Rating: Good 4, Weather: Fine, Rail Position: True



Section	Overall	L1400	L1200	L1000	L800	L600	L400	L200
Section Times	1:39.03 [8] (0:14.77)	1:24.26 [6] (0:11.63)	1:12.63 [6] (0:11.95)	1:00.68 [6] (0:12.19)	0:48.49 [6] (0:11.99)	0:36.50 [5] (0:11.74)	0:24.76 [5] (0:11.93)	0:12.83 [6] (0:12.83)
Average Speed [km/h]	48.8	62.1	60.5	59.0	60.7	62.5	60.6	56.2
Top Speed [km/h]	62.9	63.4	61.8	59.6	62.4	63.0	62.2	58.6
Avg. Dist. to Rail [m]	5.4	1.5	1.0	2.2	2.5	3.4	4.8	6.2
Avg. Stride Freq. [Hz]	2.2	2.3	2.2	2.2	2.2	2.3	2.3	2.2
Avg. Stride Length [m]	5.8	7.5	7.5	7.2	7.2	7.3	7.3	7.1



Report Created: Mon 11 March 2024 15:38:54 GMT+11 (Note: Timing is based on positional data)

- [] Ranking at each section and finish
- :-:- No data available at this section
- NA No data available

