



RACING SA

Morphettville SA
Race 2: Bone Dry Wines Handicap - 1100m
11 March 2024 - 1:06PM



Morphettville

Track Rating: Good 4, Weather: Fine, Rail Position: True

Table with columns: Section, Field Times, Position, #, Horse/Jockey, Barrier, Top Speed [km/h], Fastest Section, First 400m, Overall, L1000, L800, L600, L400, L200, Margin, Distance Travelled From Winner [m]. Rows include horses like LOVELY LOOKIN', THREE RINGS, GUSTY WAY, ANOTHERHOUSE, NOBLE MAGNATE, BOLTED IN, MINTULEE, MISS SUBTLY, MEG'S MAGIC, and BEERZ WITH CLINT.

- [] Position in running at each section and finish
Saddle cloth number
-:-:- No data available at this section
NA No data available



RACING SA

Morphettville SA
Race 2: Bone Dry Wines Handicap - 1100m
11 March 2024 - 1:06PM



Morphettville

Track Rating: Good 4, Weather: Fine, Rail Position: True

Section	Overall	L1000	L800	L600	L400	L200
Field Times	1:04.68	0:56.02	0:45.28	0:34.36	0:23.19	0:12.12
	(0:08.66)	(0:10.73)	(0:10.93)	(0:11.17)	(0:11.07)	(0:12.12)

Position	#	Horse/Jockey	Barrier	Top Speed [km/h]	Fastest Section	First 400m	Overall	L1000	L800	L600	L400	L200	Margin	Distance Travelled From Winner [m]
11	11	CORK HARBOUR	10	68.2	0:09.45	0:26.12	1:06.93	0:57.48 [11]	0:46.44 [11]	0:35.50 [11]	0:24.29 [11]	0:12.73 [11]	14.1L	+11
		Ben Price		600-400	1000-800		(0:09.45)	(0:11.04)	(0:10.94)	(0:11.21)	(0:11.56)	(0:12.73)		

- [] Position in running at each section and finish
- # Saddle cloth number
- :--:-- No data available at this section
- Background shading for fastest section
- NA No data available

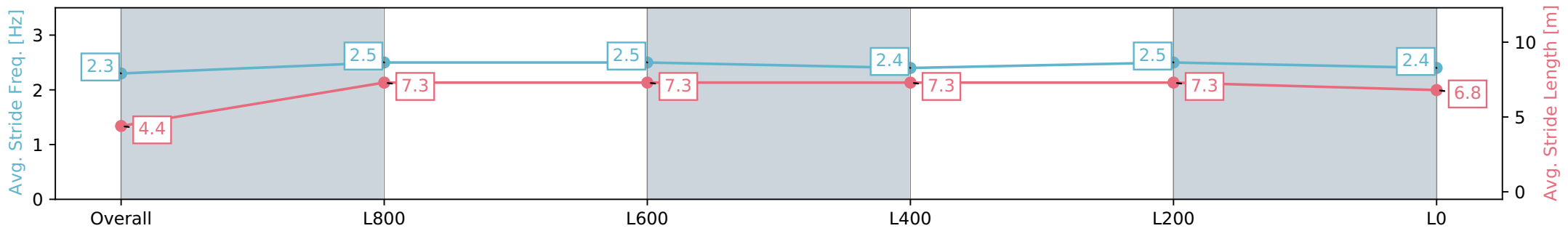
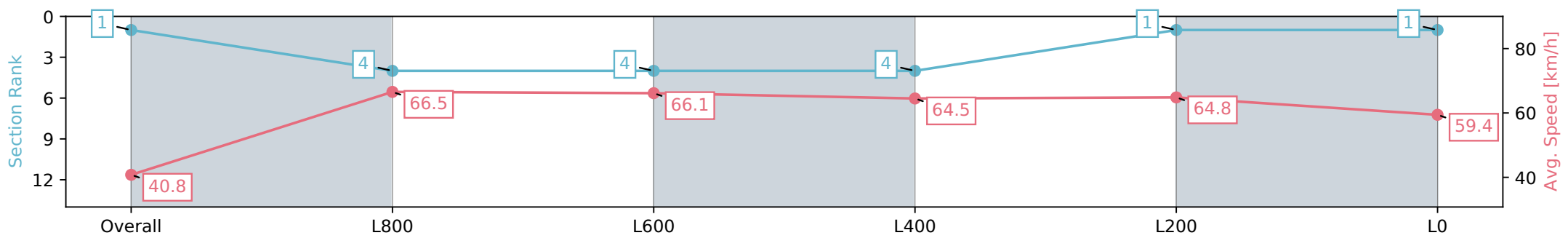
Horse/Jockey Name	LOVELY LOOKIN'
Finish Rank	1
Fastest Section Time (Section)	0:08.85 (Overall)
Top Speed [km/h] (Section)	68.4 (L1000)
Race State	Finished



Morphettville SA - Professional
 Race 2: Bone Dry Wines Handicap - 1100m
 11 March 2024 - 1:06PM
 Track Rating: Good 4, Weather: Fine, Rail Position: True



Section	Overall	L1000	L800	L600	L400	L200
Section Times	1:04.68 [1] (0:08.85)	0:55.83 [4] (0:10.82)	0:45.01 [4] (0:10.80)	0:34.21 [4] (0:11.01)	0:23.20 [1] (0:11.08)	0:12.12 [1] (0:12.12)
Average Speed [km/h]	40.8	66.5	66.1	64.5	64.8	59.4
Top Speed [km/h]	62.9	68.4	67.7	65.0	65.7	63.6
Avg. Dist. to Rail [m]	3.3	0.5	1.6	2.4	1.4	1.6
Avg. Stride Freq. [Hz]	2.3	2.5	2.5	2.4	2.5	2.4
Avg. Stride Length [m]	4.4	7.3	7.3	7.3	7.3	6.8



Report Created: Mon 11 March 2024 13:57:18 GMT+11 (Note: Timing is based on positional data)

- [] Ranking at each section and finish
- :-:- No data available at this section
- NA No data available



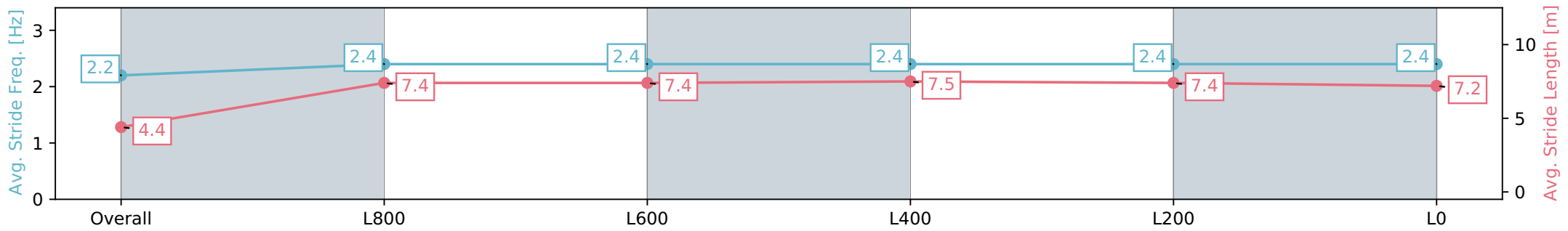
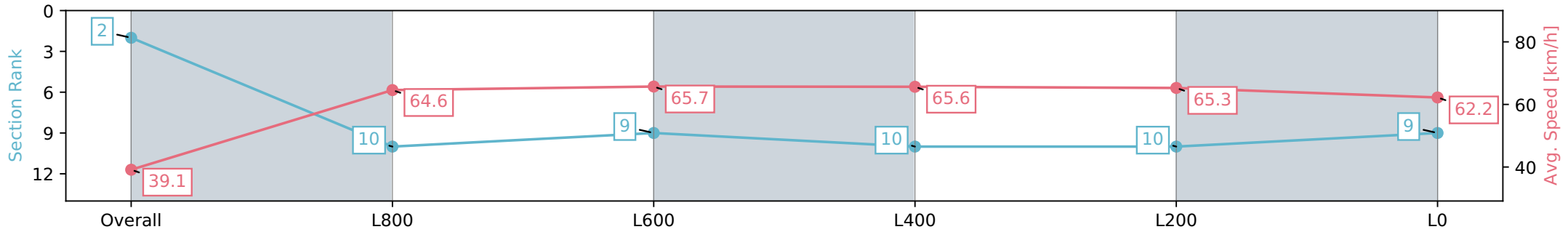
Horse/Jockey Name	THREE RINGS
Finish Rank	2
Fastest Section Time (Section)	0:09.21 (Overall)
Top Speed [km/h] (Section)	67.6 (L800)
Race State	Finished



Morphettville SA - Professional
 Race 2: Bone Dry Wines Handicap - 1100m
 11 March 2024 - 1:06PM
 Track Rating: Good 4, Weather: Fine, Rail Position: True



Section	Overall	L1000	L800	L600	L400	L200
Section Times	1:05.06 [2] (0:09.21)	0:55.85 [10] (0:11.15)	0:44.70 [9] (0:10.99)	0:33.71 [10] (0:11.08)	0:22.63 [10] (0:11.07)	0:11.56 [9] (0:11.56)
Average Speed [km/h]	39.1	64.6	65.7	65.6	65.3	62.2
Top Speed [km/h]	60.9	66.5	67.6	66.7	66.7	64.1
Avg. Dist. to Rail [m]	6.9	2.3	1.0	1.8	3.4	5.4
Avg. Stride Freq. [Hz]	2.2	2.4	2.4	2.4	2.4	2.4
Avg. Stride Length [m]	4.4	7.4	7.4	7.5	7.4	7.2



- [] Ranking at each section and finish
- :-:- No data available at this section
- NA No data available

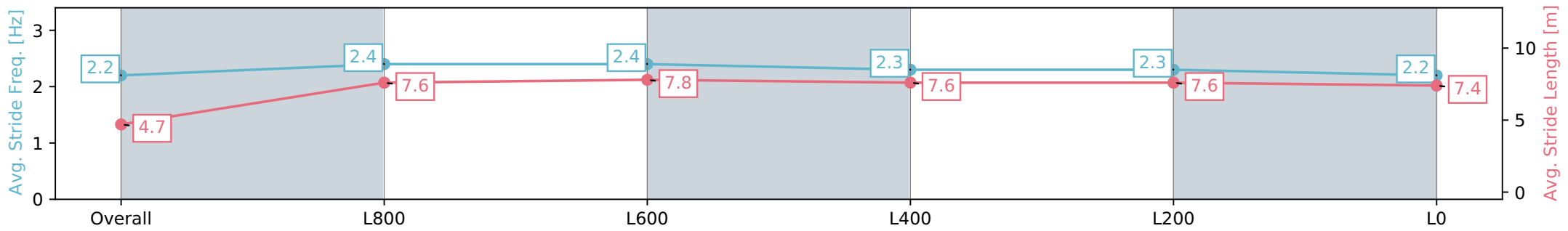
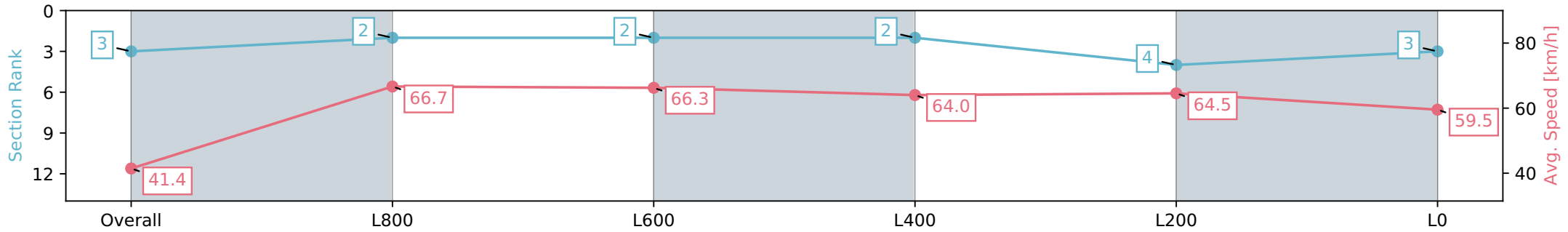
Horse/Jockey Name	GUSTY WAY
Finish Rank	3
Fastest Section Time (Section)	0:08.69 (Overall)
Top Speed [km/h] (Section)	68.0 (L800)
Race State	Finished



Morphettville SA - Professional
 Race 2: Bone Dry Wines Handicap - 1100m
 11 March 2024 - 1:06PM
 Track Rating: Good 4, Weather: Fine, Rail Position: True



Section	Overall	L1000	L800	L600	L400	L200
Section Times	1:05.09 [3] (0:08.69)	0:56.40 [2] (0:10.80)	0:45.60 [2] (0:10.95)	0:34.65 [2] (0:11.37)	0:23.28 [4] (0:11.20)	0:12.08 [3] (0:12.08)
Average Speed [km/h]	41.4	66.7	66.3	64.0	64.5	59.5
Top Speed [km/h]	63.6	67.8	68.0	65.1	65.7	63.7
Avg. Dist. to Rail [m]	10.4	4.7	1.9	2.3	2.7	3.0
Avg. Stride Freq. [Hz]	2.2	2.4	2.4	2.3	2.3	2.2
Avg. Stride Length [m]	4.7	7.6	7.8	7.6	7.6	7.4



- [] Ranking at each section and finish
- :-:- No data available at this section
- NA No data available

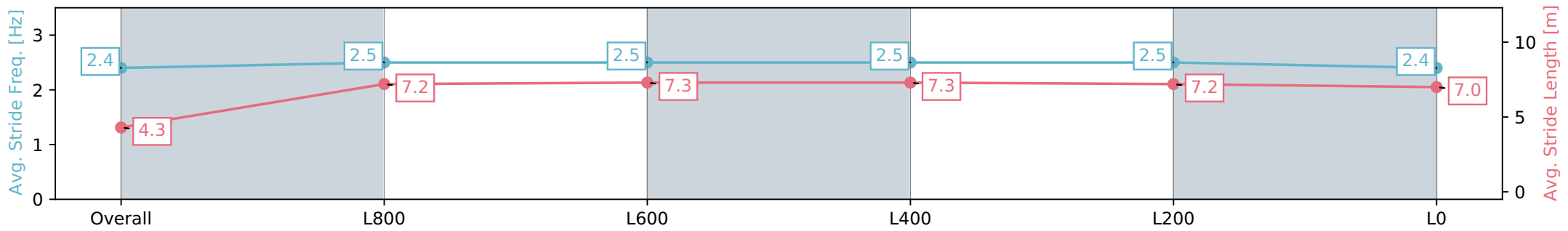
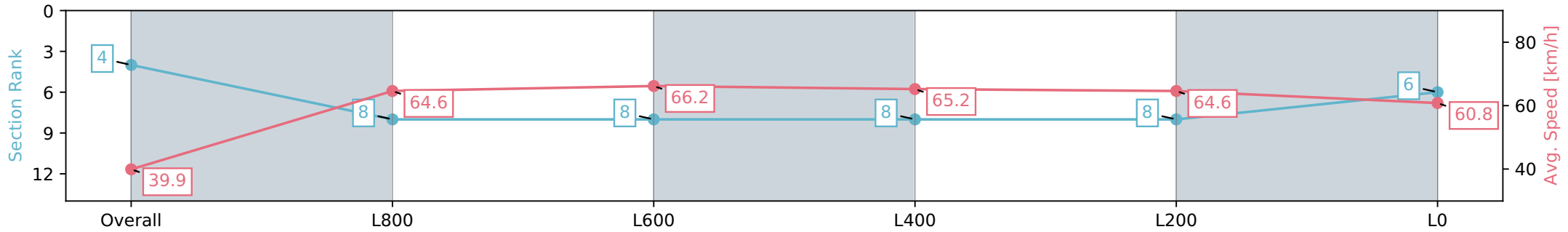
Horse/Jockey Name	ANOTHERHOUSE
Finish Rank	4
Fastest Section Time (Section)	0:09.02 (Overall)
Top Speed [km/h] (Section)	67.0 (L800)
Race State	Finished



Morphettville SA - Professional
 Race 2: Bone Dry Wines Handicap - 1100m
 11 March 2024 - 1:06PM
 Track Rating: Good 4, Weather: Fine, Rail Position: True



Section	Overall	L1000	L800	L600	L400	L200
Section Times	1:05.10 [4] (0:09.02)	0:56.08 [8] (0:11.15)	0:44.93 [8] (0:10.90)	0:34.03 [8] (0:11.04)	0:22.99 [8] (0:11.16)	0:11.83 [6] (0:11.83)
Average Speed [km/h]	39.9	64.6	66.2	65.2	64.6	60.8
Top Speed [km/h]	61.3	66.9	67.0	66.2	66.1	64.1
Avg. Dist. to Rail [m]	5.4	2.7	0.7	0.3	2.0	4.2
Avg. Stride Freq. [Hz]	2.4	2.5	2.5	2.5	2.5	2.4
Avg. Stride Length [m]	4.3	7.2	7.3	7.3	7.2	7.0



[] Ranking at each section and finish
 -:-:- No data available at this section
 NA No data available

Horse/Jockey Name	NOBLE MAGNATE
Finish Rank	5
Fastest Section Time (Section)	0:09.01 (Overall)
Top Speed [km/h] (Section)	66.6 (L800)
Race State	Finished



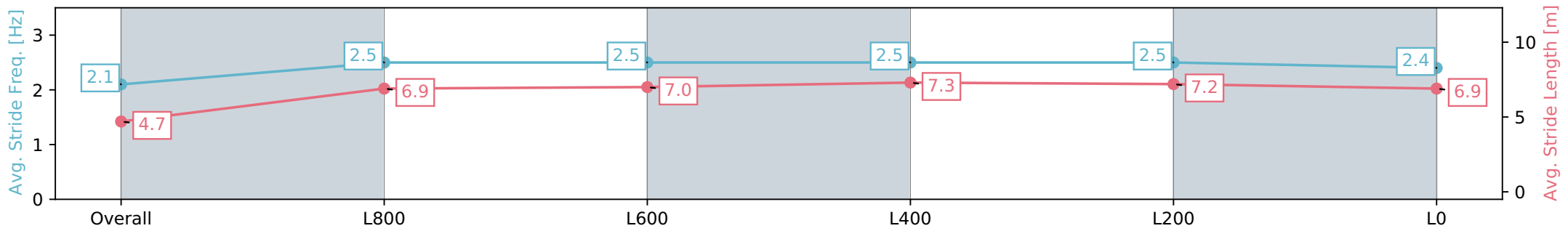
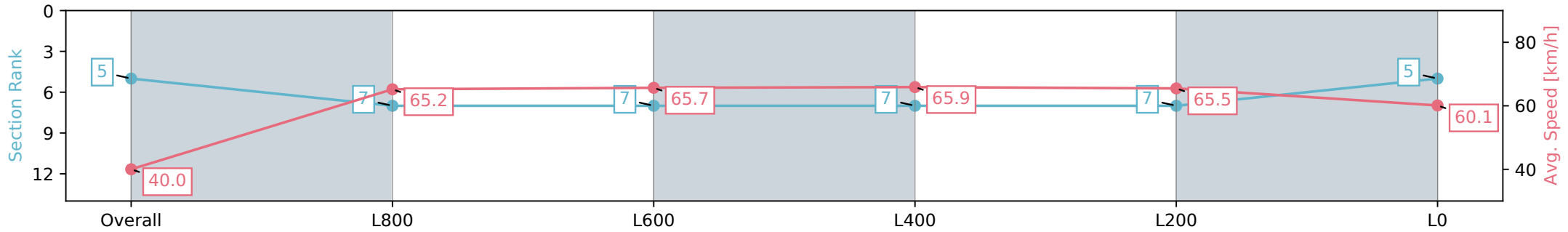
Morphettville SA - Professional
Race 2: Bone Dry Wines Handicap - 1100m

11 March 2024 - 1:06PM

Track Rating: Good 4, Weather: Fine, Rail Position: True



Section	Overall	L1000	L800	L600	L400	L200	L0
Section Times	1:05.11 [5] (0:09.01)	0:56.10 [7] (0:11.05)	0:45.05 [7] (0:10.97)	0:34.08 [7] (0:11.07)	0:23.01 [7] (0:11.04)	0:11.97 [5]	0:11.97 [5]
Average Speed [km/h]	40.0	65.2	65.7	65.9	65.5	60.1	60.1
Top Speed [km/h]	61.3	66.2	66.6	66.5	66.2	64.1	64.1
Avg. Dist. to Rail [m]	3.1	1.9	0.8	2.5	2.6	4.3	4.3
Avg. Stride Freq. [Hz]	2.1	2.5	2.5	2.5	2.5	2.4	2.4
Avg. Stride Length [m]	4.7	6.9	7.0	7.3	7.2	6.9	6.9



- [] Ranking at each section and finish
- :-:- No data available at this section
- NA No data available

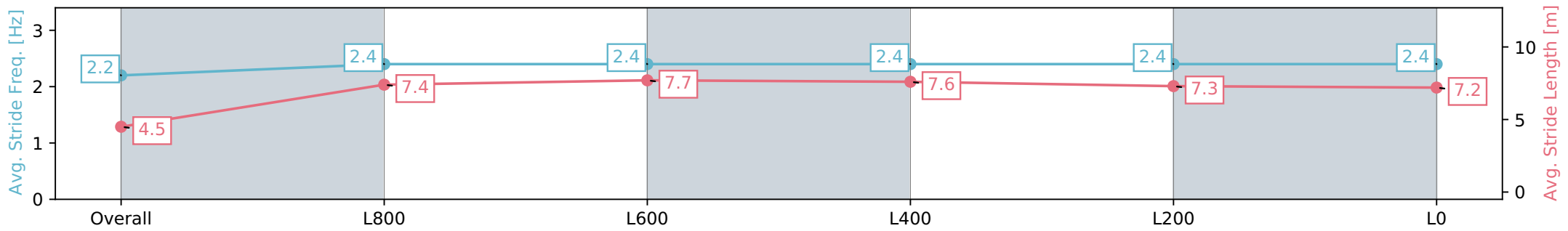
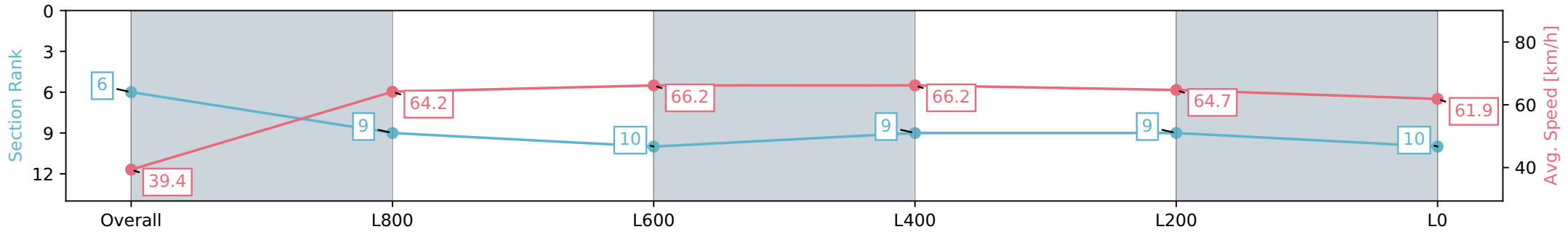
Horse/Jockey Name	BOLTED IN
Finish Rank	6
Fastest Section Time (Section)	0:09.15 (Overall)
Top Speed [km/h] (Section)	67.5 (L600)
Race State	Finished



Morphettville SA - Professional
 Race 2: Bone Dry Wines Handicap - 1100m
 11 March 2024 - 1:06PM
 Track Rating: Good 4, Weather: Fine, Rail Position: True



Section	Overall	L1000	L800	L600	L400	L200
Section Times	1:05.17 [6] (0:09.15)	0:56.02 [9] (0:11.21)	0:44.81 [10] (0:10.95)	0:33.86 [9] (0:11.03)	0:22.83 [9] (0:11.18)	0:11.65 [10] (0:11.65)
Average Speed [km/h]	39.4	64.2	66.2	66.2	64.7	61.9
Top Speed [km/h]	59.5	66.8	67.3	67.5	65.8	65.8
Avg. Dist. to Rail [m]	8.2	3.3	1.6	2.6	5.6	7.0
Avg. Stride Freq. [Hz]	2.2	2.4	2.4	2.4	2.4	2.4
Avg. Stride Length [m]	4.5	7.4	7.7	7.6	7.3	7.2



[] Ranking at each section and finish
 -:-:- No data available at this section
 NA No data available

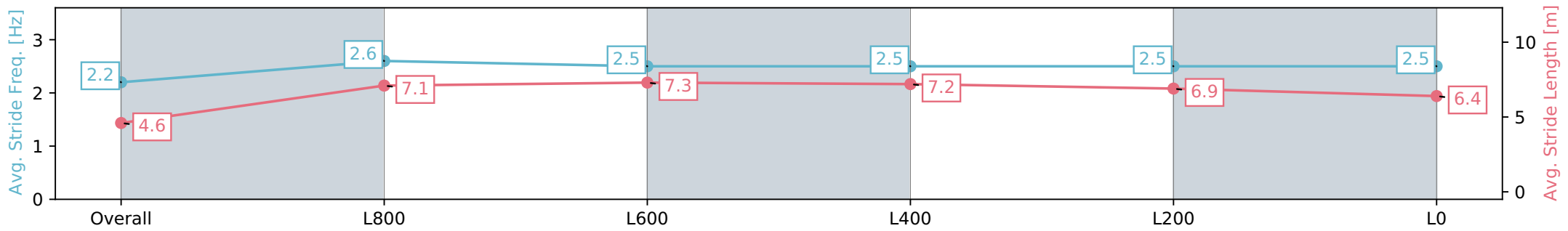
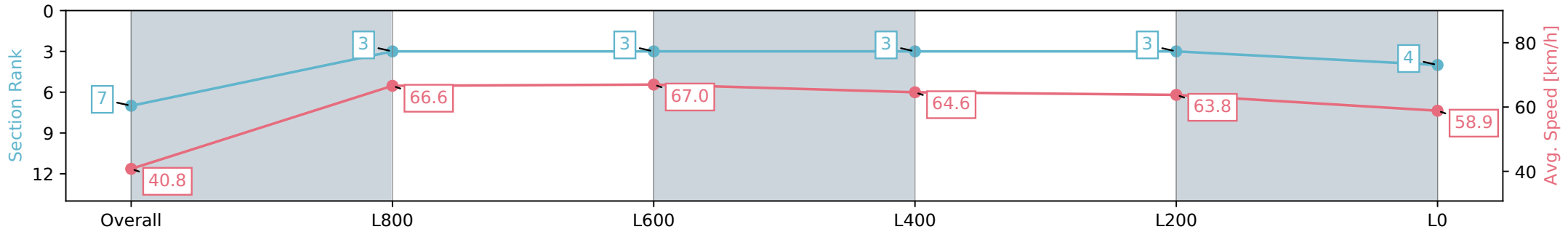
Horse/Jockey Name	MINTULEE
Finish Rank	7
Fastest Section Time (Section)	0:08.83 (Overall)
Top Speed [km/h] (Section)	68.6 (L800)
Race State	Finished



Morphettville SA - Professional
 Race 2: Bone Dry Wines Handicap - 1100m
 11 March 2024 - 1:06PM
 Track Rating: Good 4, Weather: Fine, Rail Position: True



Section	Overall	L1000	L800	L600	L400	L200	L200
Section Times	1:05.23 [7] (0:08.83)	0:56.40 [3] (0:10.82)	0:45.58 [3] (0:10.80)	0:34.78 [3] (0:11.23)	0:23.55 [3] (0:11.33)	0:12.22 [4]	0:12.22 [4]
Average Speed [km/h]	40.8	66.6	67.0	64.6	63.8	58.9	
Top Speed [km/h]	64.4	67.8	68.6	64.8	65.3	63.1	
Avg. Dist. to Rail [m]	5.2	2.5	1.3	1.5	1.7	0.6	
Avg. Stride Freq. [Hz]	2.2	2.6	2.5	2.5	2.5	2.5	
Avg. Stride Length [m]	4.6	7.1	7.3	7.2	6.9	6.4	



[] Ranking at each section and finish
 -:-:- No data available at this section
 NA No data available

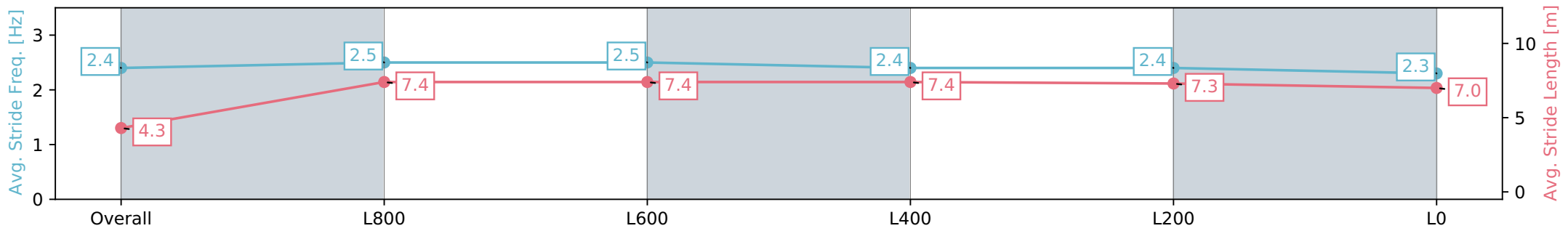
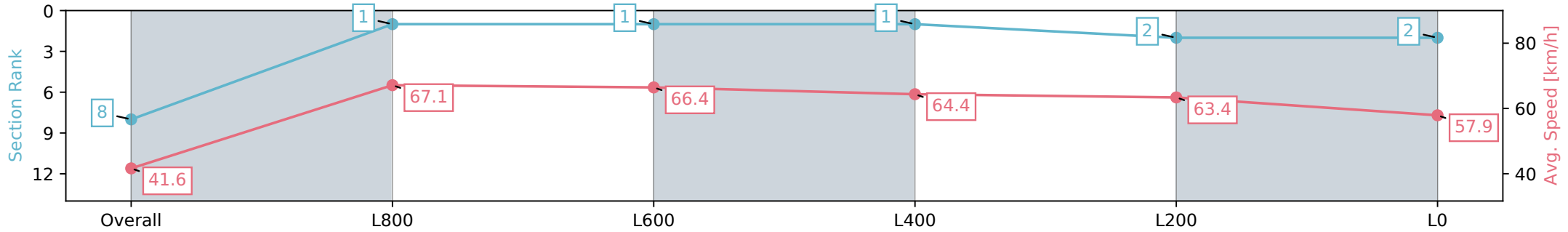
Horse/Jockey Name	MISS SUBTLY
Finish Rank	8
Fastest Section Time (Section)	0:08.66 (Overall)
Top Speed [km/h] (Section)	68.9 (L1000)
Race State	Finished



Morphettville SA - Professional
 Race 2: Bone Dry Wines Handicap - 1100m
 11 March 2024 - 1:06PM
 Track Rating: Good 4, Weather: Fine, Rail Position: True



Section	Overall	L1000	L800	L600	L400	L200
Section Times	1:05.37 [8] (0:08.66)	0:56.71 [1] (0:10.72)	0:45.99 [1] (0:10.93)	0:35.06 [1] (0:11.24)	0:23.82 [2] (0:11.39)	0:12.43 [2] (0:12.43)
Average Speed [km/h]	41.6	67.1	66.4	64.4	63.4	57.9
Top Speed [km/h]	63.4	68.9	68.8	65.0	65.0	61.8
Avg. Dist. to Rail [m]	9.1	3.6	2.2	1.0	1.2	1.2
Avg. Stride Freq. [Hz]	2.4	2.5	2.5	2.4	2.4	2.3
Avg. Stride Length [m]	4.3	7.4	7.4	7.4	7.3	7.0



- [] Ranking at each section and finish
- :-:- No data available at this section
- NA No data available

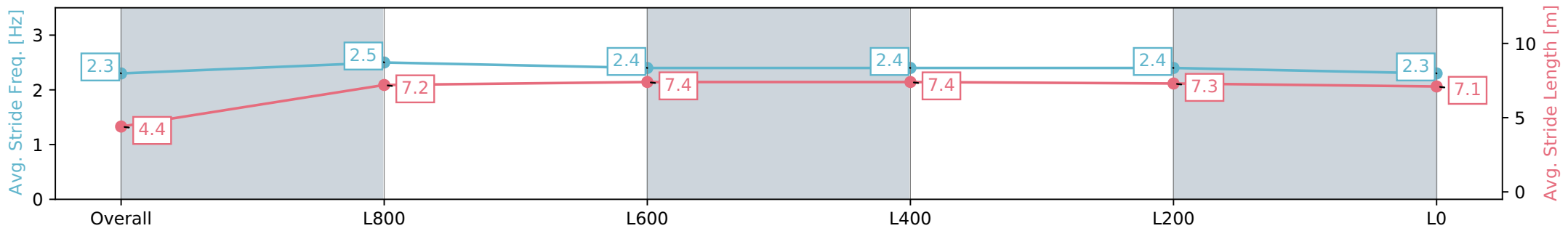
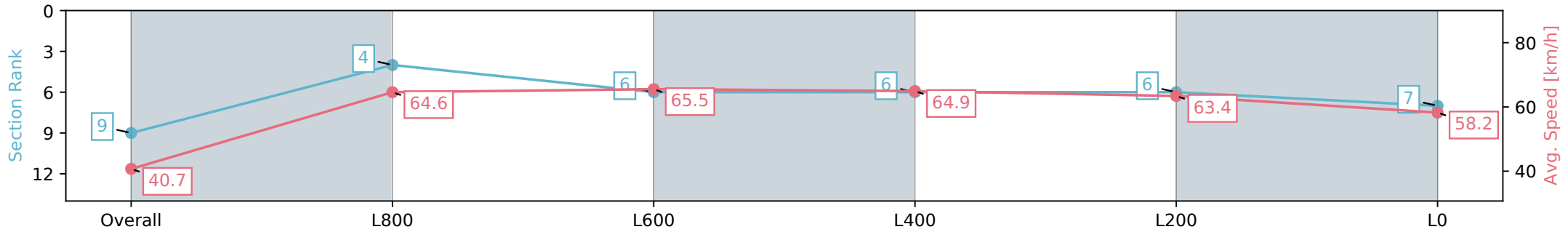
Horse/Jockey Name	MEG'S MAGIC
Finish Rank	9
Fastest Section Time (Section)	0:08.85 (Overall)
Top Speed [km/h] (Section)	67.0 (L600)
Race State	Finished



Morphettville SA - Professional
 Race 2: Bone Dry Wines Handicap - 1100m
 11 March 2024 - 1:06PM
 Track Rating: Good 4, Weather: Fine, Rail Position: True



Section	Overall	L1000	L800	L600	L400	L200	L0
Section Times	1:05.66 [9] (0:08.85)	0:56.81 [4] (0:11.15)	0:45.66 [6] (0:10.98)	0:34.68 [6] (0:11.01)	0:23.67 [6] (0:11.30)	0:12.37 [7]	0:12.37 [7]
Average Speed [km/h]	40.7	64.6	65.5	64.9	63.4	58.2	
Top Speed [km/h]	60.8	66.7	66.6	67.0	65.7	61.4	
Avg. Dist. to Rail [m]	1.3	0.5	0.3	1.4	1.8	1.0	
Avg. Stride Freq. [Hz]	2.3	2.5	2.4	2.4	2.4	2.3	
Avg. Stride Length [m]	4.4	7.2	7.4	7.4	7.3	7.1	



[] Ranking at each section and finish
 -:-:- No data available at this section
 NA No data available

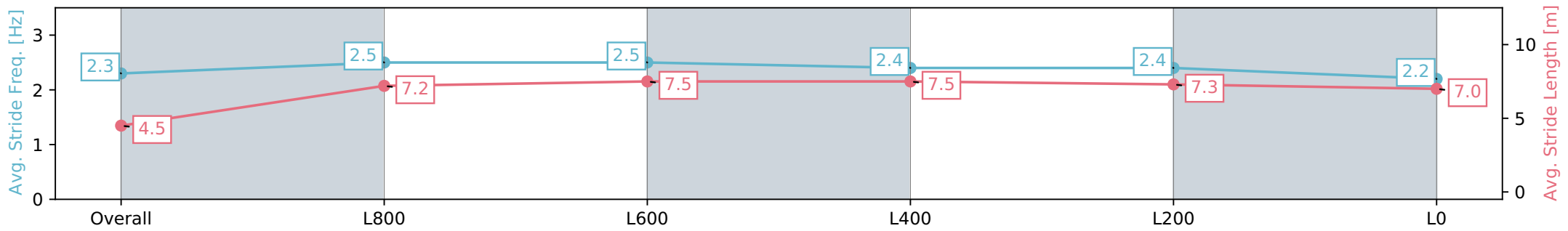
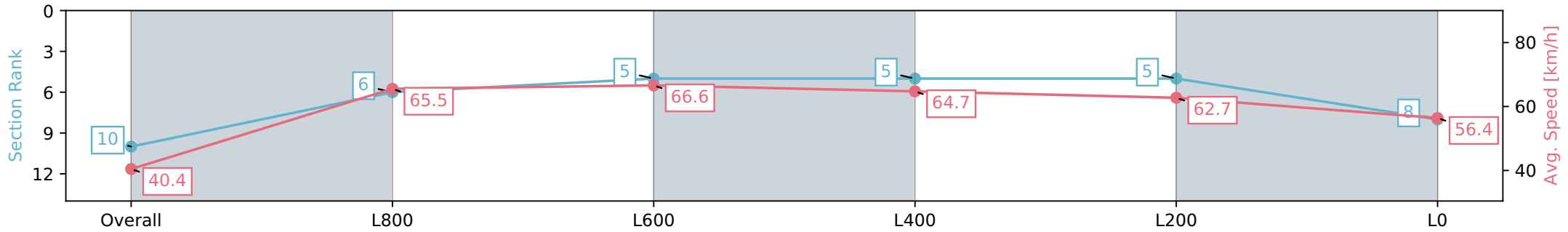
Horse/Jockey Name	BEERZ WITH CLINT
Finish Rank	10
Fastest Section Time (Section)	0:08.90 (Overall)
Top Speed [km/h] (Section)	67.7 (L800)
Race State	Finished



Morphettville SA - Professional
 Race 2: Bone Dry Wines Handicap - 1100m
 11 March 2024 - 1:06PM
 Track Rating: Good 4, Weather: Fine, Rail Position: True



Section	Overall	L1000	L800	L600	L400	L200
Section Times	1:06.19 [10] (0:08.90)	0:57.29 [6] (0:10.98)	0:46.31 [5] (0:10.85)	0:35.46 [5] (0:11.21)	0:24.25 [5] (0:11.49)	0:12.76 [8] (0:12.76)
Average Speed [km/h]	40.4	65.5	66.6	64.7	62.7	56.4
Top Speed [km/h]	62.6	67.0	67.7	65.7	65.0	60.0
Avg. Dist. to Rail [m]	4.9	3.1	1.2	1.3	1.8	3.3
Avg. Stride Freq. [Hz]	2.3	2.5	2.5	2.4	2.4	2.2
Avg. Stride Length [m]	4.5	7.2	7.5	7.5	7.3	7.0



- [] Ranking at each section and finish
- :-:- No data available at this section
- NA No data available

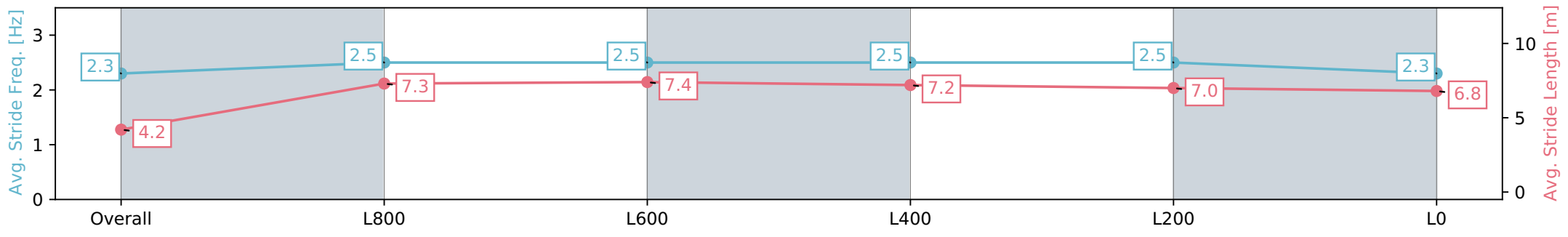
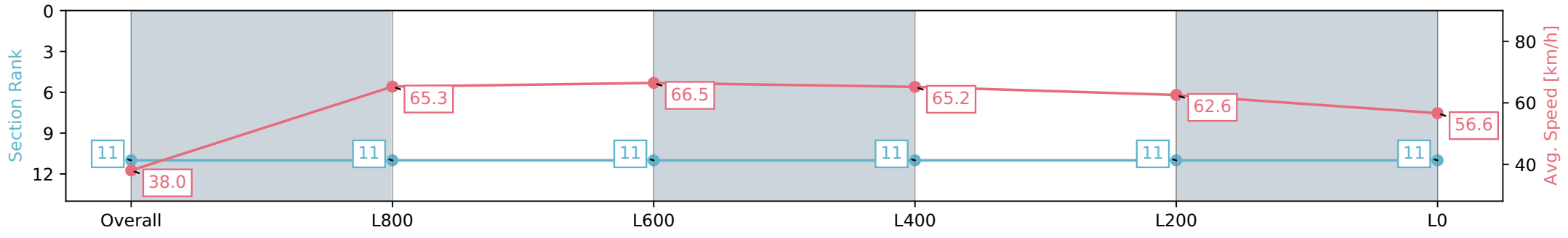
Horse/Jockey Name	CORK HARBOUR
Finish Rank	11
Fastest Section Time (Section)	0:09.45 (Overall)
Top Speed [km/h] (Section)	68.2 (L800)
Race State	Finished



Morphettville SA - Professional
 Race 2: Bone Dry Wines Handicap - 1100m
 11 March 2024 - 1:06PM
 Track Rating: Good 4, Weather: Fine, Rail Position: True



Section	Overall	L1000	L800	L600	L400	L200	L200
Section Times	1:06.93 [11] (0:09.45)	0:57.48 [11] (0:11.04)	0:46.44 [11] (0:10.94)	0:35.50 [11] (0:11.21)	0:24.29 [11] (0:11.56)	0:12.73 [11] (0:12.73)	0:12.73 [11] (0:12.73)
Average Speed [km/h]	38.0	65.3	66.5	65.2	62.6	56.6	
Top Speed [km/h]	62.5	66.5	68.2	67.0	64.2	60.6	
Avg. Dist. to Rail [m]	10.8	4.1	2.4	3.1	4.2	5.1	
Avg. Stride Freq. [Hz]	2.3	2.5	2.5	2.5	2.5	2.3	
Avg. Stride Length [m]	4.2	7.3	7.4	7.2	7.0	6.8	



- [] Ranking at each section and finish
- :-:- No data available at this section
- NA No data available