



RACING SA

Morphettville Parks SA
Race 2: SkyCity Handicap - 1400m
02 March 2024 - 1:02PM



Track Rating: Good 4, Weather: Fine, Rail Position: +6m 1000m-W/Post, +3m
Remainder, Sectional 608m

Table with columns: Section, Field Times, Position, #, Horse/Jockey, Barrier, Top Speed [km/h], Fastest Section, First 400m, Overall, L1200, L1000, L800, L600, L400, Distance Travelled From Winner [m]. Rows include horses like ANGELIC APPEAL, LAPILLI, GLOBAL TURN, ENCIPHERING, LINGANI, SENTIMENTAL FLAME, and FREE BEER.

- [] Position in running at each section and finish
Saddle cloth number
-:-:- No data available at this section
NA No data available
Background shading for fastest section



Morphettville Parks SA
 Race 2: SkyCity Handicap - 1400m
 02 March 2024 - 1:02PM



Track Rating: Good 4, Weather: Fine, Rail Position: +6m 1000m-W/Post, +3m
 Remainder, Sectional 608m

Section Field Times												L200 0:11.94 (0:11.94)		
Position	#	Horse/Jockey	Barrier	Top Speed [km/h]	Fastest Section	First 400m	Margin							Distance Travelled From Winner [m]
1	6	ANGELIC APPEAL Callan Murray	4	65.5 1400-1200	0:11.33 400-200	0:25.65	0:11.81 [2] (0:11.81)	1:24.38						
2	5	LAPILLI Kayla Crowther	5	65.5 1200-1000	0:11.07 1200-1000	0:25.50	0:11.95 [1] (0:11.95)	0.1L						-3
3	4	GLOBAL TURN Todd Pannell	2	65.1 400-200	0:11.15 400-200	0:26.13	0:11.92 [3] (0:11.92)	1.0L						-2
4	3	ENCIPHERING Teagan Voorham	7	66.0 400-200	0:11.17 400-200	0:26.42	0:11.93 [5] (0:11.93)	2.2L						+4
5	7	LINGANI Dom Tourneur	1	64.9 400-200	0:11.33 400-200	0:25.95	0:12.03 [4] (0:12.03)	2.4L						+0
6	2	SENTIMENTAL FLAME Jason Holder	6	65.0 400-200	0:11.35 400-200	0:26.17	0:12.10 [6] (0:12.10)	3.4L						+4
7	1	FREE BEER Margaret Collett	3	64.7 1200-1000	0:11.42 1200-1000	0:25.81	0:12.66 [7] (0:12.66)	8.1L						+3

- [] Position in running at each section and finish
- # Saddle cloth number
- :-:- No data available at this section
- Background shading for fastest section
- NA No data available

Horse/Jockey Name	ANGELIC APPEAL
Finish Rank	1
Fastest Section Time (Section)	0:11.33 (L400)
Top Speed [km/h] (Section)	65.5 (Overall)
Race State	Finished



Morphettville Parks SA - Professional

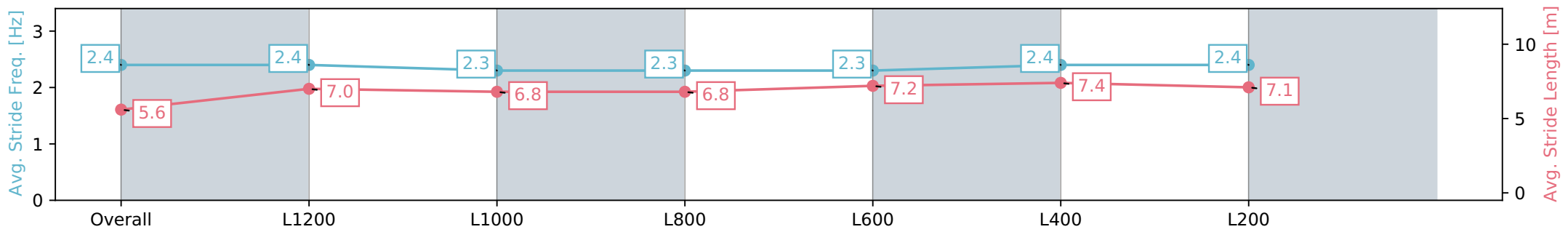
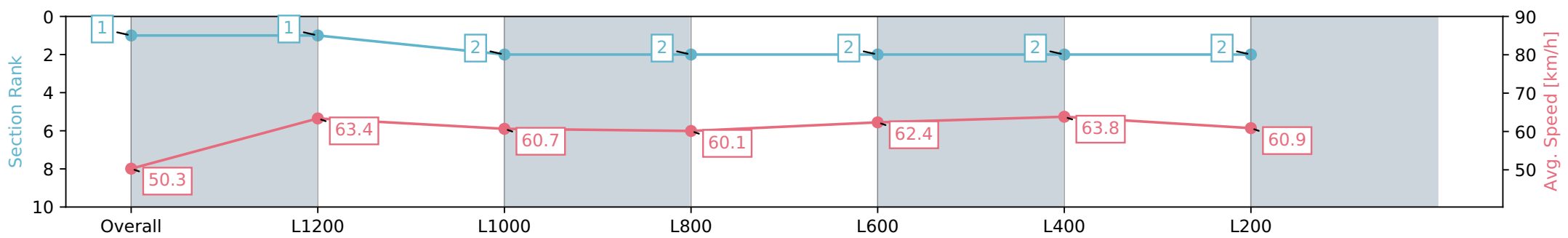
Race 2: SkyCity Handicap - 1400m

02 March 2024 - 1:02PM

Track Rating: Good 4, Weather: Fine, Rail Position: +6m 1000m-W/
Post, +3m Remainder, Sectional 608m



Section	Overall	L1200	L1000	L800	L600	L400	L200
Section Times	1:24.38 [1] (0:14.28)	1:10.09 [1] (0:11.36)	0:58.73 [2] (0:11.90)	0:46.83 [2] (0:12.04)	0:34.79 [2] (0:11.65)	0:23.14 [2] (0:11.33)	0:11.81 [2] (0:11.81)
Average Speed [km/h]	50.3	63.4	60.7	60.1	62.4	63.8	60.9
Top Speed [km/h]	65.5	64.9	61.7	60.9	63.4	64.8	63.8
Avg. Dist. to Rail [m]	4.1	1.4	1.0	1.5	1.8	3.0	5.1
Avg. Stride Freq. [Hz]	2.4	2.4	2.3	2.3	2.3	2.4	2.4
Avg. Stride Length [m]	5.6	7.0	6.8	6.8	7.2	7.4	7.1



- [] Ranking at each section and finish
- :-:- No data available at this section
- NA No data available

Horse/Jockey Name	LAPILLI
Finish Rank	2
Fastest Section Time (Section)	0:11.07 (L1200)
Top Speed [km/h] (Section)	65.5 (L1200)
Race State	Finished



Morphettville Parks SA - Professional

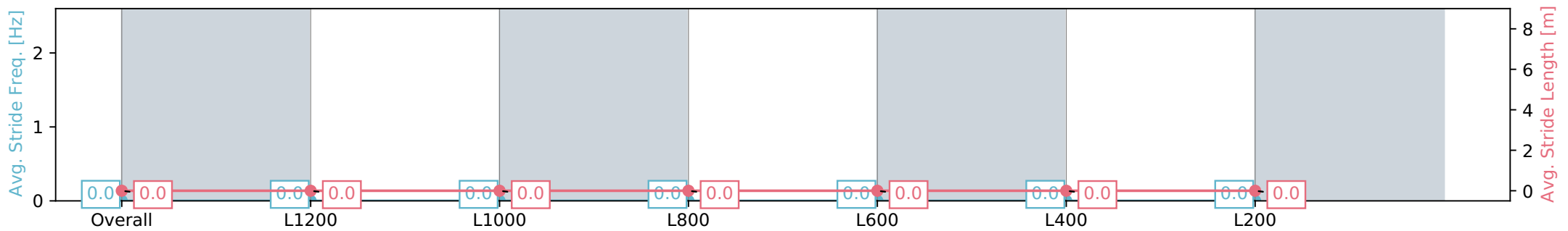
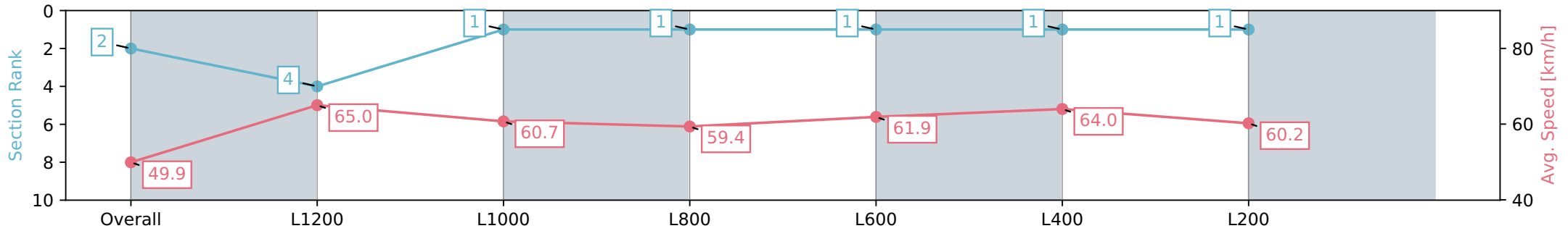
Race 2: SkyCity Handicap - 1400m

02 March 2024 - 1:02PM

Track Rating: Good 4, Weather: Fine, Rail Position: +6m 1000m-W/
Post, +3m Remainder, Sectional 608m



Section	Overall	L1200	L1000	L800	L600	L400	L200
Section Times	1:24.38 [2] (0:14.43)	1:09.95 [4] (0:11.07)	0:58.88 [1] (0:11.85)	0:47.03 [1] (0:12.15)	0:34.88 [1] (0:11.67)	0:23.21 [1] (0:11.26)	0:11.95 [1] (0:11.95)
Average Speed [km/h]	49.9	65.0	60.7	59.4	61.9	64.0	60.2
Top Speed [km/h]	65.5	65.5	63.7	60.0	63.5	64.6	63.2
Avg. Dist. to Rail [m]	4.2	1.4	0.2	0.5	0.7	0.8	2.2
Avg. Stride Freq. [Hz]	0.0	0.0	0.0	0.0	0.0	0.0	0.0
Avg. Stride Length [m]	0.0	0.0	0.0	0.0	0.0	0.0	0.0



Report Created: Sat 02 March 2024 13:43:15 GMT+11 (Note: Timing is based on positional data)

- [] Ranking at each section and finish
- :-:- No data available at this section
- NA No data available

Horse/Jockey Name	GLOBAL TURN
Finish Rank	3
Fastest Section Time (Section)	0:11.15 (L400)
Top Speed [km/h] (Section)	65.1 (L400)
Race State	Finished



Morphettville Parks SA - Professional

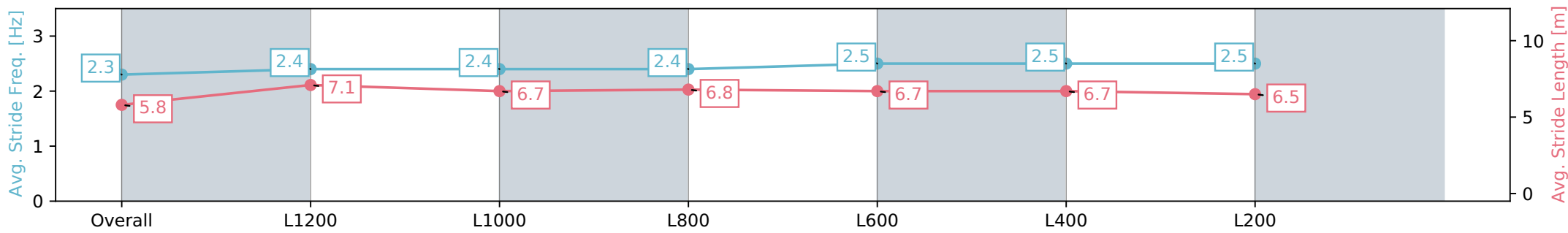
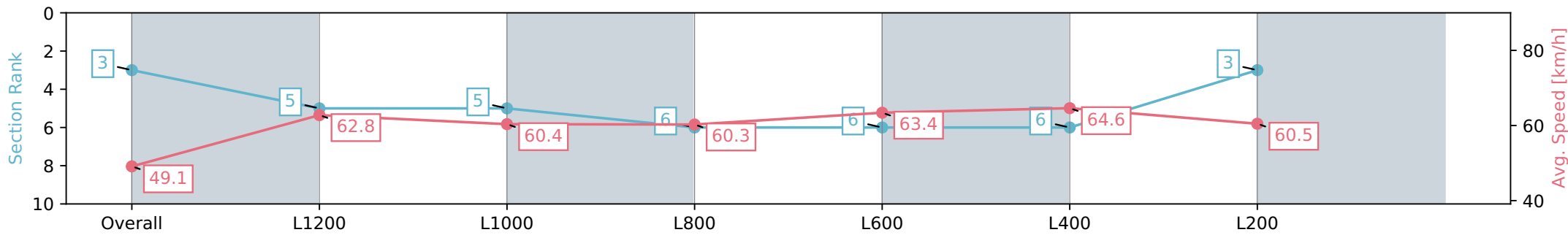
Race 2: SkyCity Handicap - 1400m

02 March 2024 - 1:02PM

Track Rating: Good 4, Weather: Fine, Rail Position: +6m 1000m-W/
Post, +3m Remainder, Sectional 608m



Section	Overall	L1200	L1000	L800	L600	L400	L200
Section Times	1:24.53 [3] (0:14.66)	1:09.87 [5] (0:11.47)	0:58.40 [5] (0:11.94)	0:46.46 [6] (0:11.97)	0:34.49 [6] (0:11.42)	0:23.07 [6] (0:11.15)	0:11.92 [3] (0:11.92)
Average Speed [km/h]	49.1	62.8	60.4	60.3	63.4	64.6	60.5
Top Speed [km/h]	63.7	63.7	61.6	61.1	64.9	65.1	63.7
Avg. Dist. to Rail [m]	2.2	1.0	0.7	0.7	0.9	1.3	3.1
Avg. Stride Freq. [Hz]	2.3	2.4	2.4	2.4	2.5	2.5	2.5
Avg. Stride Length [m]	5.8	7.1	6.7	6.8	6.7	6.7	6.5



- [] Ranking at each section and finish
- :-:- No data available at this section
- NA No data available

Horse/Jockey Name	ENCIPHERING
Finish Rank	4
Fastest Section Time (Section)	0:11.17 (L400)
Top Speed [km/h] (Section)	66.0 (L400)
Race State	Finished



Morphettville Parks SA - Professional

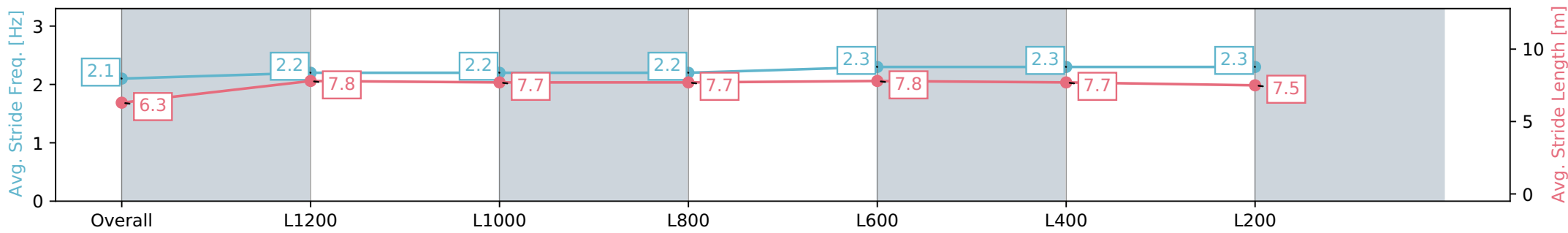
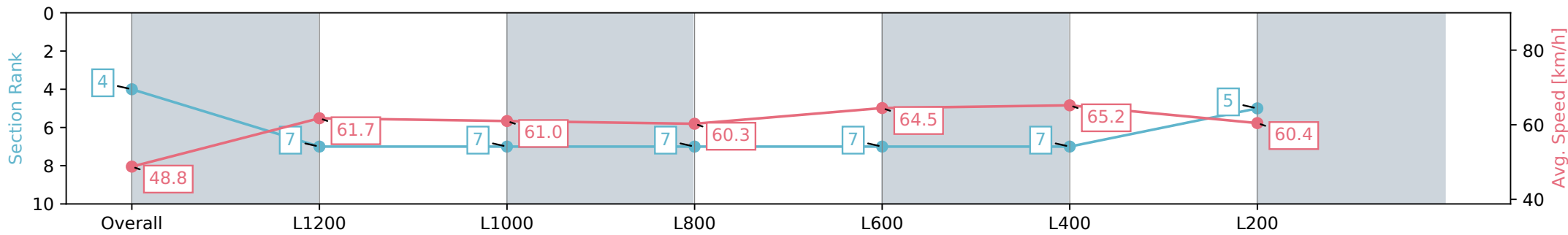
Race 2: SkyCity Handicap - 1400m

02 March 2024 - 1:02PM

Track Rating: Good 4, Weather: Fine, Rail Position: +6m 1000m-W/
Post, +3m Remainder, Sectional 608m



Section	Overall	L1200	L1000	L800	L600	L400	L200
Section Times	1:24.71 [4] (0:14.75)	1:09.96 [7] (0:11.67)	0:58.29 [7] (0:11.84)	0:46.45 [7] (0:12.00)	0:34.45 [7] (0:11.35)	0:23.10 [7] (0:11.17)	0:11.93 [5] (0:11.93)
Average Speed [km/h]	48.8	61.7	61.0	60.3	64.5	65.2	60.4
Top Speed [km/h]	63.7	63.1	62.4	63.0	65.1	66.0	64.0
Avg. Dist. to Rail [m]	5.2	1.5	1.1	1.4	3.2	6.0	7.8
Avg. Stride Freq. [Hz]	2.1	2.2	2.2	2.2	2.3	2.3	2.3
Avg. Stride Length [m]	6.3	7.8	7.7	7.7	7.8	7.7	7.5



- [] Ranking at each section and finish
- :-:- No data available at this section
- NA No data available

Horse/Jockey Name	LINGANI
Finish Rank	5
Fastest Section Time (Section)	0:11.33 (L400)
Top Speed [km/h] (Section)	64.9 (L400)
Race State	Finished



Morphettville Parks SA - Professional

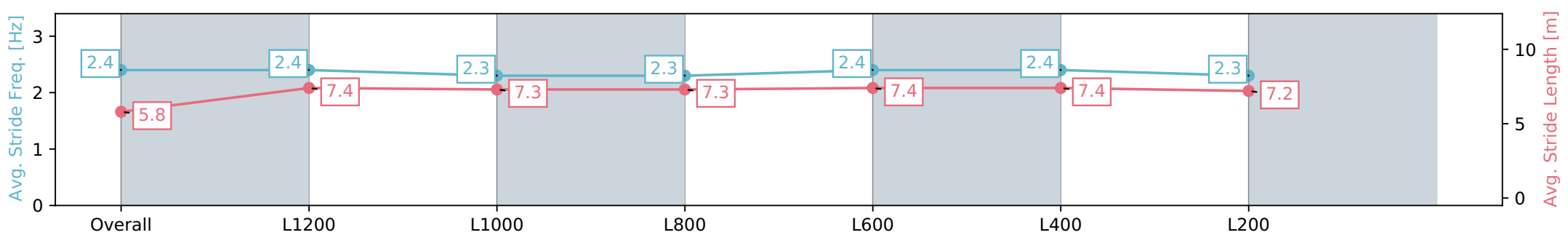
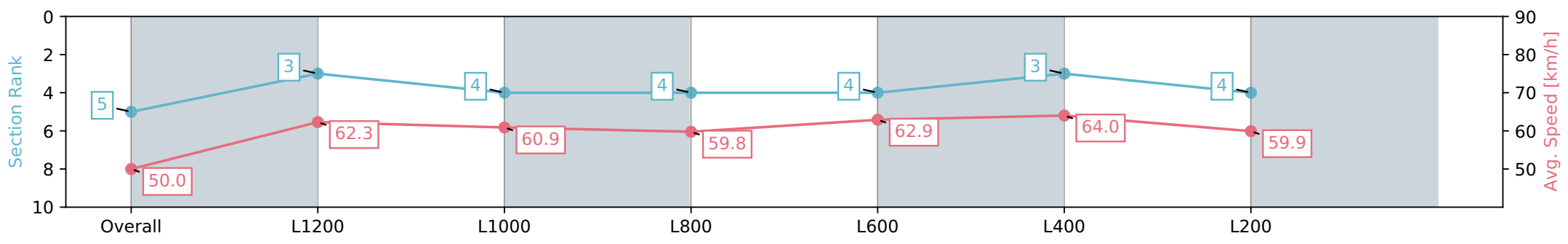
Race 2: SkyCity Handicap - 1400m

02 March 2024 - 1:02PM

Track Rating: Good 4, Weather: Fine, Rail Position: +6m 1000m-W/
Post, +3m Remainder, Sectional 608m



Section	Overall	L1200	L1000	L800	L600	L400	L200
Section Times	1:24.74 [5] (0:14.40)	1:10.34 [3] (0:11.55)	0:58.79 [4] (0:11.78)	0:47.01 [4] (0:12.06)	0:34.95 [4] (0:11.59)	0:23.36 [3] (0:11.33)	0:12.03 [4] (0:12.03)
Average Speed [km/h]	50.0	62.3	60.9	59.8	62.9	64.0	59.9
Top Speed [km/h]	63.2	63.0	61.5	60.4	64.7	64.9	62.8
Avg. Dist. to Rail [m]	1.7	1.0	0.5	0.4	2.4	4.4	6.6
Avg. Stride Freq. [Hz]	2.4	2.4	2.3	2.3	2.4	2.4	2.3
Avg. Stride Length [m]	5.8	7.4	7.3	7.3	7.4	7.4	7.2



- [] Ranking at each section and finish
- :-:- No data available at this section
- NA No data available

Horse/Jockey Name	SENTIMENTAL FLAME
Finish Rank	6
Fastest Section Time (Section)	0:11.35 (L400)
Top Speed [km/h] (Section)	65.0 (L400)
Race State	Finished



Morphettville Parks SA - Professional

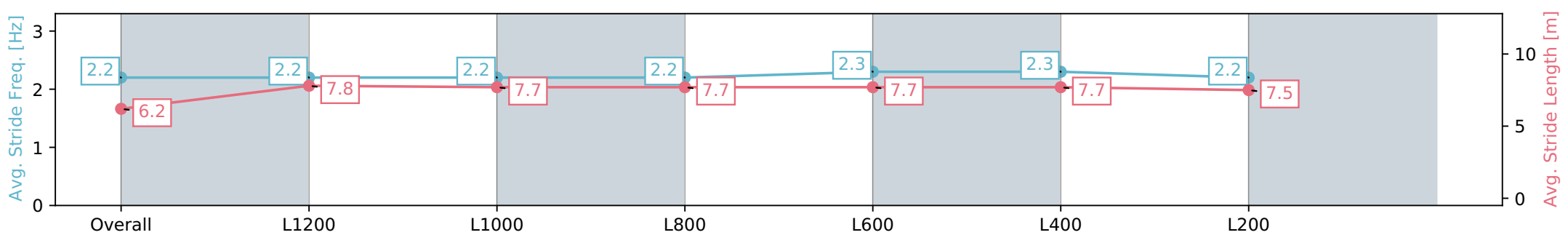
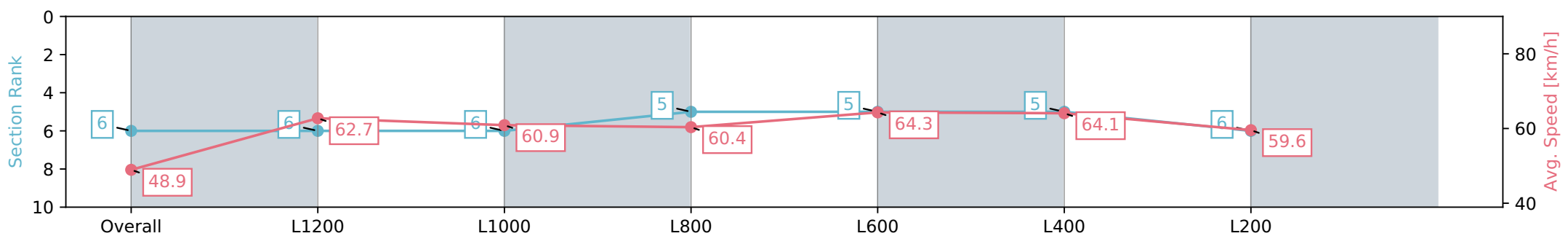
Race 2: SkyCity Handicap - 1400m

02 March 2024 - 1:02PM

Track Rating: Good 4, Weather: Fine, Rail Position: +6m 1000m-W/
Post, +3m Remainder, Sectional 608m



Section	Overall	L1200	L1000	L800	L600	L400	L200
Section Times	1:24.89 [6] (0:14.69)	1:10.20 [6] (0:11.48)	0:58.72 [6] (0:11.85)	0:46.87 [5] (0:11.98)	0:34.89 [5] (0:11.44)	0:23.45 [5] (0:11.35)	0:12.10 [6] (0:12.10)
Average Speed [km/h]	48.9	62.7	60.9	60.4	64.3	64.1	59.6
Top Speed [km/h]	64.4	63.9	62.5	63.2	65.0	65.0	62.8
Avg. Dist. to Rail [m]	3.9	0.8	0.8	1.3	3.7	5.6	7.5
Avg. Stride Freq. [Hz]	2.2	2.2	2.2	2.2	2.3	2.3	2.2
Avg. Stride Length [m]	6.2	7.8	7.7	7.7	7.7	7.7	7.5



- [] Ranking at each section and finish
- :-:- No data available at this section
- NA No data available

Horse/Jockey Name	FREE BEER
Finish Rank	7
Fastest Section Time (Section)	0:11.42 (L1200)
Top Speed [km/h] (Section)	64.7 (L1200)
Race State	Finished



Morphettville Parks SA - Professional

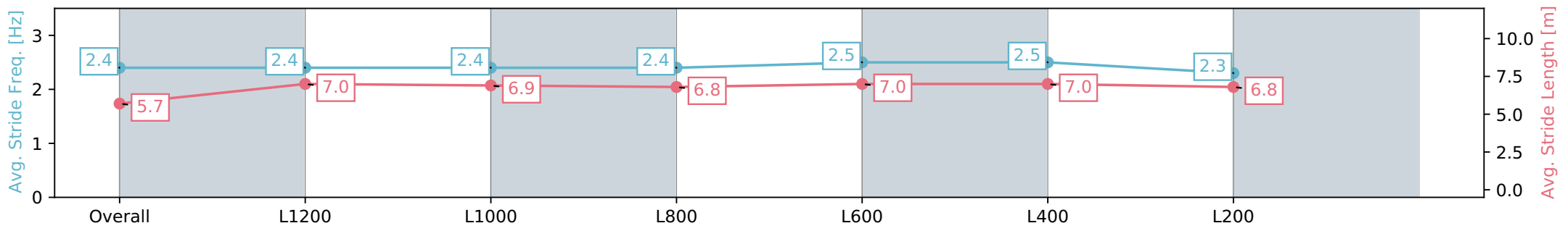
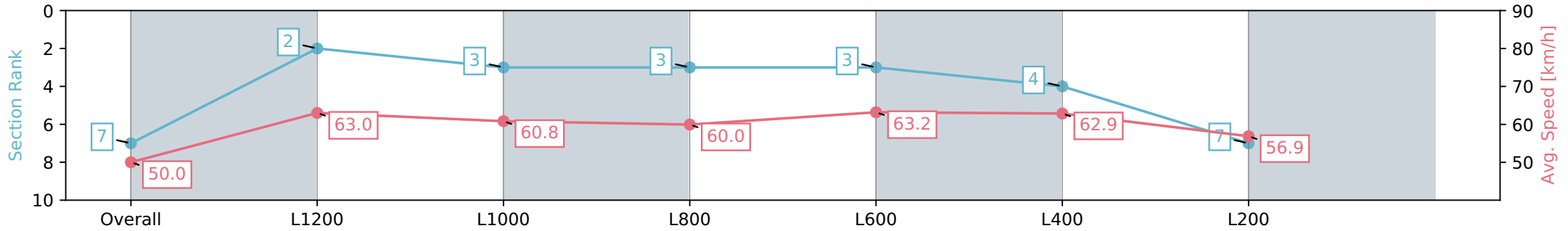
Race 2: SkyCity Handicap - 1400m

02 March 2024 - 1:02PM

Track Rating: Good 4, Weather: Fine, Rail Position: +6m 1000m-W/ Post, +3m Remainder, Sectional 608m



Section	Overall	L1200	L1000	L800	L600	L400	L200
Section Times	1:25.58 [7] (0:14.39)	1:11.19 [2] (0:11.42)	0:59.77 [3] (0:11.91)	0:47.86 [3] (0:12.06)	0:35.80 [3] (0:11.61)	0:24.19 [4] (0:11.53)	0:12.66 [7] (0:12.66)
Average Speed [km/h]	50.0	63.0	60.8	60.0	63.2	62.9	56.9
Top Speed [km/h]	62.6	64.7	62.0	61.7	64.3	64.2	61.3
Avg. Dist. to Rail [m]	3.3	1.1	1.5	1.8	3.2	3.7	4.6
Avg. Stride Freq. [Hz]	2.4	2.4	2.4	2.4	2.5	2.5	2.3
Avg. Stride Length [m]	5.7	7.0	6.9	6.8	7.0	7.0	6.8



Report Created: Sat 02 March 2024 13:43:31 GMT+11 (Note: Timing is based on positional data)

- [] Ranking at each section and finish
- :-:- No data available at this section
- NA No data available

