



RACING SA

Morphettville SA

Race 9: Grand Syndicates Handicap - 1200m

24 February 2024 - 5:18PM



Morphettville

Track Rating: Good 4, Weather: Fine, Rail Position: +8m 1200m-W/Post; +5m

Remainder. Sectional 610m

| Section | | | | | | | | | Overall | L1000 | L800 | L600 | L400 | L200 | | |
|-------------|----|---|---------|-------------------|---------------------|------------|----------------------|---------------------------|---------------------------|---------------------------|---------------------------|---------------------------|----------------------|------------------------------------|--|--|
| Field Times | | | | | | | | | 1:10.34 (0:13.73) | 0:56.61 (0:10.52) | 0:46.10 (0:11.01) | 0:35.09 (0:11.35) | 0:23.74 (0:11.47) | 0:12.27 (0:12.27) | | |
| Position | # | Horse/Jockey | Barrier | Top Speed [km/h] | Fastest Section | First 400m | | | | | | | Margin | Distance Travelled From Winner [m] | | |
| 1 | 13 | SOLAR BLAST Jake Toeroek | 6 | 69.7 1000-800 | 0:10.49 1000-800 | 0:24.74 | 1:10.34 (0:14.25) | 0:56.09 [8] (0:10.49) | 0:45.60 [6] (0:10.96) | 0:34.64 [4] (0:11.11) | 0:23.53 [4] (0:11.27) | 0:12.26 [2] (0:12.26) | 1:10.34 | | | |
| 2 | 2 | TEXAN WINDSTORM Sheridan Clarke | 5 | 73.7 1000-800 | 0:10.46 1000-800 | 0:24.41 | 1:10.39 (0:13.95) | 0:56.44 [3] (0:10.46) | 0:45.98 [2] (0:11.06) | 0:34.92 [3] (0:11.28) | 0:23.63 [3] (0:11.31) | 0:12.32 [1] (0:12.32) | 0.3L | +1 | | |
| 3 | 6 | MARACOURT Jessica Eaton | 4 | 69.5 1000-800 | 0:10.56 1000-800 | 0:24.98 | 1:10.60 (0:14.42) | 0:56.18 [10] (0:10.56) | 0:45.62 [10] (0:10.94) | 0:34.68 [8] (0:11.04) | 0:23.64 [6] (0:11.53) | 0:12.11 [5] (0:12.11) | 1.7L | -3 | | |
| 4 | 3 | EAST INDIAMAN Alana Livesey | 7 | 72.3 1200-1000 | 0:10.52 1000-800 | 0:24.24 | 1:10.71 (0:13.72) | 0:56.99 [1] (0:10.52) | 0:46.47 [1] (0:11.01) | 0:35.46 [1] (0:11.35) | 0:24.11 [2] (0:11.70) | 0:12.41 [3] (0:12.41) | 2.4L | +2 | | |
| 5 | 15 | WALLY WEST Todd Pannell | 12 | 68.9 1000-800 | 0:10.66 1000-800 | 0:24.94 | 1:10.74 (0:14.28) | 0:56.46 [9] (0:10.66) | 0:45.80 [9] (0:11.16) | 0:34.64 [11] (0:11.23) | 0:23.41 [11] (0:11.47) | 0:11.94 [9] (0:11.94) | 2.6L | +4 | | |
| 6 | 14 | MIDNIGHT RUSH Paul Gatt | 8 | 69.2 1000-800 | 0:10.55 1000-800 | 0:24.99 | 1:10.87 (0:14.44) | 0:56.43 [11] (0:10.55) | 0:45.88 [11] (0:10.99) | 0:34.89 [10] (0:11.11) | 0:23.78 [7] (0:11.56) | 0:12.22 [7] (0:12.22) | 3.4L | -2 | | |
| 7 | 4 | MIGHTY SAPPHIRE Jacob Opperman | 15 | 70.4 1000-800 | 0:10.61 1000-800 | 0:25.13 | 1:10.87 (0:14.52) | 0:56.35 [13] (0:10.61) | 0:45.74 [12] (0:11.03) | 0:34.71 [13] (0:11.17) | 0:23.54 [10] (0:11.48) | 0:12.06 [10] (0:12.06) | 3.4L | +7 | | |
| 8 | 5 | CAPRICORN RIDGE Kayla Crowther | 10 | 67.6 1000-800 | 0:10.74 1000-800 | 0:25.43 | 1:10.89 (0:14.69) | 0:56.20 [14] (0:10.74) | 0:45.46 [15] (0:10.87) | 0:34.59 [15] (0:11.23) | 0:23.36 [15] (0:11.52) | 0:11.84 [15] (0:11.84) | 3.5L | +2 | | |
| 9 | 12 | STRUCK GOLD Jake Noonan | 14 | 67.9 1000-800 | 0:10.78 1000-800 | 0:24.79 | 1:10.90 (0:14.01) | 0:56.89 [4] (0:10.78) | 0:46.11 [7] (0:11.15) | 0:34.96 [9] (0:11.43) | 0:23.53 [13] (0:11.44) | 0:12.09 [10] (0:12.09) | 3.6L | +8 | | |
| 10 | 9 | FANMALIA Teagan Voorham | 9 | 67.3 1000-800 | 0:10.74 1000-800 | 0:25.22 | 1:10.92 (0:14.48) | 0:56.44 [12] (0:10.74) | 0:45.70 [13] (0:10.92) | 0:34.78 [12] (0:11.20) | 0:23.58 [12] (0:11.41) | 0:12.17 [8] (0:12.17) | 3.8L | +3 | | |

Report Created: Sat 24 February 2024 18:12:27 GMT+11 (Note: Timing is based on positional data)

Page 1/17

- [] Position in running at each section and finish
- # Saddle cloth number
- :-:- No data available at this section
- █ Background shading for fastest section
- NA No data available



Morphettville SA
 Race 9: Grand Syndicates Handicap - 1200m
 24 February 2024 - 5:18PM



Track Rating: Good 4, Weather: Fine, Rail Position: +8m 1200m-W/Post; +5m
 Remainder. Sectional 610m

| Section | | | | | | | | | | | | Overall | L1000 | L800 | L600 | L400 | L200 | | |
|-------------|----|-------------------------------|---------|-------------------|---------------------|------------|----------------------|---------------------------|---------------------------|---------------------------|---------------------------|---------------------------|----------------------|------------------------------------|----------------------|----------------------|----------------------|--|--|
| Field Times | | | | | | | | | | | | 1:10.34 (0:13.73) | 0:56.61 (0:10.52) | 0:46.10 (0:11.01) | 0:35.09 (0:11.35) | 0:23.74 (0:11.47) | 0:12.27 (0:12.27) | | |
| Position | # | Horse/Jockey | Barrier | Top Speed [km/h] | Fastest Section | First 400m | | | | | | | Margin | Distance Travelled From Winner [m] | | | | | |
| 11 | 8 | WILLYBEAFCTOR Nichola Yuen | 2 | 68.6 1200-1000 | 0:10.69 1000-800 | 0:24.64 | 1:10.98 (0:13.95) | 0:57.03 [2] (0:10.69) | 0:46.34 [4] (0:11.07) | 0:35.27 [5] (0:11.25) | 0:24.02 [5] (0:11.60) | 0:12.42 [6] (0:12.42) | 4.1L | -4 | | | | | |
| 12 | 1 | ANJOPIN Margaret Collett | 3 | 70.1 1200-1000 | 0:10.42 1000-800 | 0:24.51 | 1:11.03 (0:14.09) | 0:56.94 [6] (0:10.42) | 0:46.52 [3] (0:10.83) | 0:35.69 [2] (0:11.25) | 0:24.44 [1] (0:11.75) | 0:12.69 [4] (0:12.69) | 4.4L | -5 | | | | | |
| 13 | 10 | LOPE DE WOLF Dylan Caboche | 1 | 68.0 1000-800 | 0:10.65 1000-800 | 0:24.81 | 1:11.30 (0:14.16) | 0:57.14 [7] (0:10.65) | 0:46.49 [8] (0:11.02) | 0:35.47 [7] (0:11.43) | 0:24.04 [9] (0:11.57) | 0:12.46 [12] (0:12.46) | 6.2L | -1 | | | | | |
| 14 | 11 | SHAKATTAK Ben Price | 11 | 74.7 1000-800 | 0:10.33 1000-800 | 0:25.32 | 1:11.31 (0:14.99) | 0:56.32 [15] (0:10.33) | 0:45.99 [14] (0:10.95) | 0:35.04 [14] (0:11.10) | 0:23.94 [14] (0:11.48) | 0:12.46 [13] (0:12.46) | 6.3L | +9 | | | | | |
| 15 | 7 | SEVEN SECRETS Jason Holder | 13 | 69.4 1000-800 | 0:10.65 1000-800 | 0:24.72 | 1:11.88 (0:14.07) | 0:57.81 [5] (0:10.65) | 0:47.16 [5] (0:11.00) | 0:36.16 [6] (0:11.40) | 0:24.76 [8] (0:11.75) | 0:13.01 [14] (0:13.01) | 9.9L | +2 | | | | | |

- [] Position in running at each section and finish
- # Saddle cloth number
- :-:- No data available at this section
- Background shading for fastest section
- NA No data available

| | |
|--------------------------------|-----------------|
| Horse/Jockey Name | SOLAR BLAST |
| Finish Rank | 1 |
| Fastest Section Time (Section) | 0:10.49 (L1000) |
| Top Speed [km/h] (Section) | 69.7 (L1000) |
| Race State | Finished |



Morphettville SA - Professional

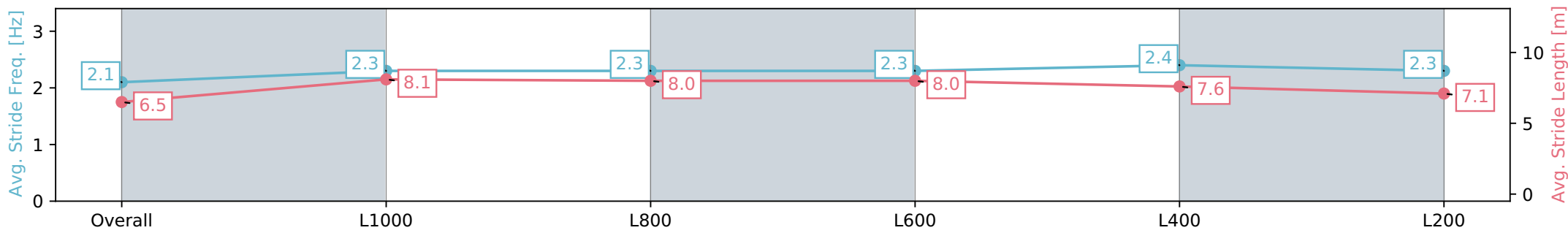
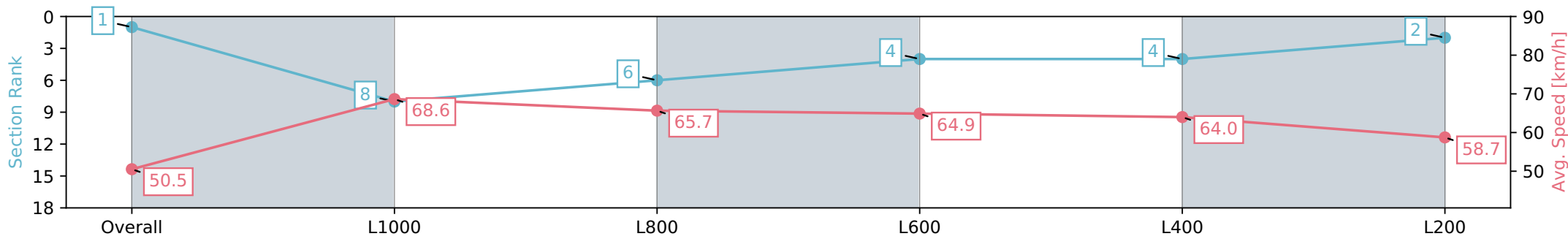
Race 9: Grand Syndicates Handicap - 1200m

24 February 2024 - 5:18PM

Track Rating: Good 4, Weather: Fine, Rail Position: +8m 1200m-W/ Post; +5m Remainder. Sectional 610m



| Section | Overall | L1000 | L800 | L600 | L400 | L200 |
|------------------------|--------------------------|--------------------------|--------------------------|--------------------------|--------------------------|--------------------------|
| Section Times | 1:10.34 [1] (0:14.25) | 0:56.09 [8] (0:10.49) | 0:45.60 [6] (0:10.96) | 0:34.64 [4] (0:11.11) | 0:23.53 [4] (0:11.27) | 0:12.26 [2] (0:12.26) |
| Average Speed [km/h] | 50.5 | 68.6 | 65.7 | 64.9 | 64.0 | 58.7 |
| Top Speed [km/h] | 67.9 | 69.7 | 66.7 | 65.6 | 65.0 | 62.2 |
| Avg. Dist. to Rail [m] | 4.6 | 2.2 | 0.7 | 0.4 | 2.5 | 3.3 |
| Avg. Stride Freq. [Hz] | 2.1 | 2.3 | 2.3 | 2.3 | 2.4 | 2.3 |
| Avg. Stride Length [m] | 6.5 | 8.1 | 8.0 | 8.0 | 7.6 | 7.1 |



- [] Ranking at each section and finish
- :-:- No data available at this section
- NA No data available

| | |
|--------------------------------|-----------------|
| Horse/Jockey Name | TEXAN WINDSTORM |
| Finish Rank | 2 |
| Fastest Section Time (Section) | 0:10.46 (L1000) |
| Top Speed [km/h] (Section) | 73.7 (L1000) |
| Race State | Finished |



Morphettville SA - Professional

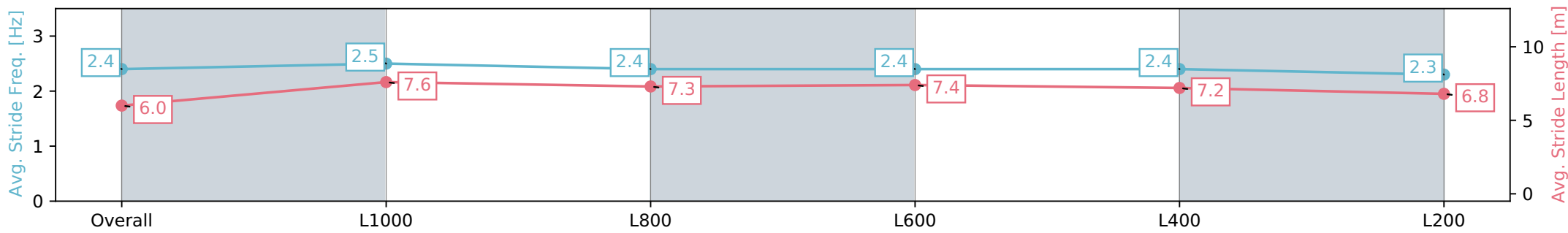
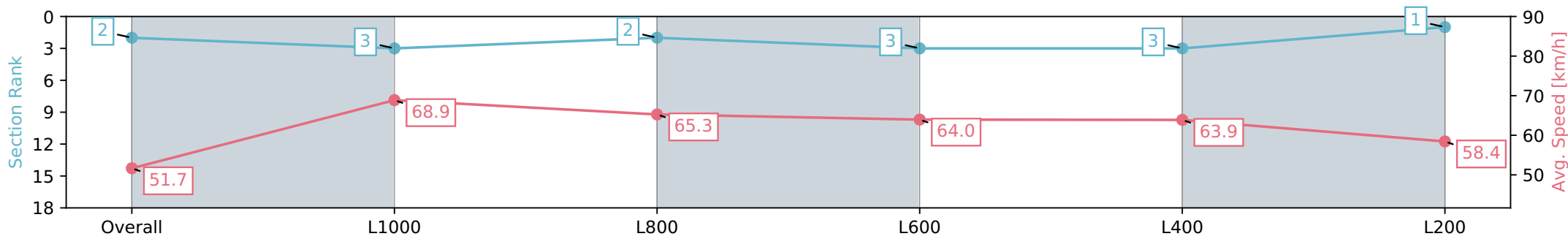
Race 9: Grand Syndicates Handicap - 1200m

24 February 2024 - 5:18PM

Track Rating: Good 4, Weather: Fine, Rail Position: +8m 1200m-W/ Post; +5m Remainder. Sectional 610m



| Section | Overall | L1000 | L800 | L600 | L400 | L200 |
|------------------------|--------------------------|--------------------------|--------------------------|--------------------------|--------------------------|--------------------------|
| Section Times | 1:10.39 [2] (0:13.95) | 0:56.44 [3] (0:10.46) | 0:45.98 [2] (0:11.06) | 0:34.92 [3] (0:11.28) | 0:23.63 [3] (0:11.31) | 0:12.32 [1] (0:12.32) |
| Average Speed [km/h] | 51.7 | 68.9 | 65.3 | 64.0 | 63.9 | 58.4 |
| Top Speed [km/h] | 69.0 | 73.7 | 66.3 | 64.3 | 64.5 | 62.4 |
| Avg. Dist. to Rail [m] | 4.2 | 1.9 | 0.9 | 0.7 | 2.0 | 0.7 |
| Avg. Stride Freq. [Hz] | 2.4 | 2.5 | 2.4 | 2.4 | 2.4 | 2.3 |
| Avg. Stride Length [m] | 6.0 | 7.6 | 7.3 | 7.4 | 7.2 | 6.8 |



- [] Ranking at each section and finish
- :-:- No data available at this section
- NA No data available

| | |
|--------------------------------|-----------------|
| Horse/Jockey Name | MARACOURT |
| Finish Rank | 3 |
| Fastest Section Time (Section) | 0:10.56 (L1000) |
| Top Speed [km/h] (Section) | 69.5 (L1000) |
| Race State | Finished |



Morphettville SA - Professional

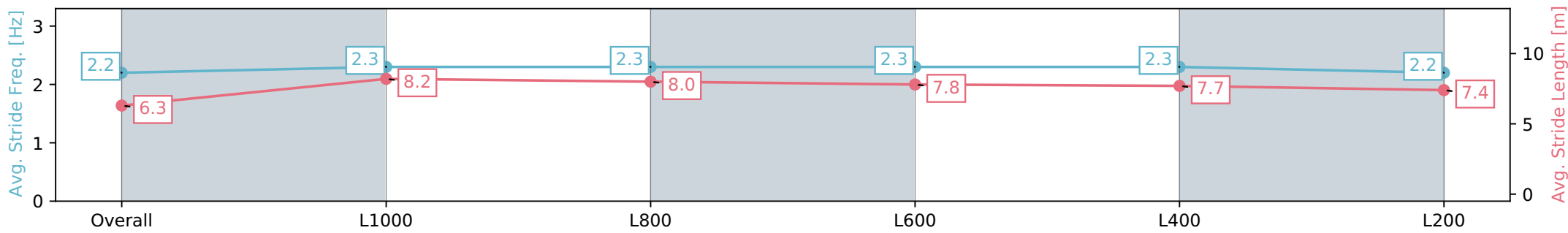
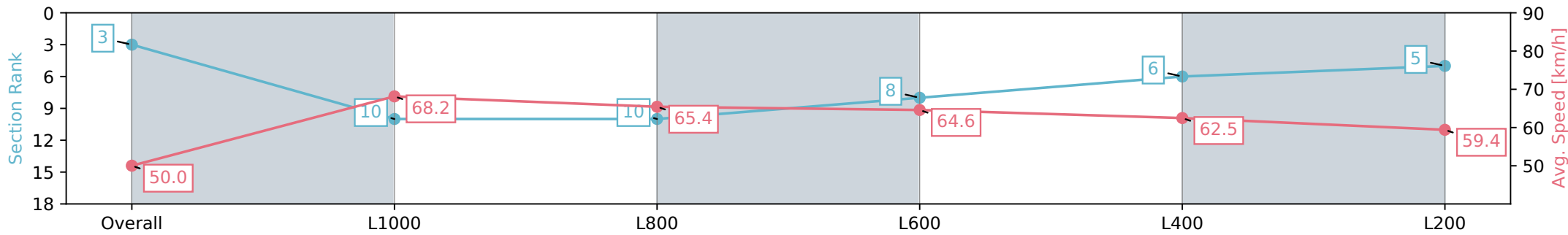
Race 9: Grand Syndicates Handicap - 1200m

24 February 2024 - 5:18PM

Track Rating: Good 4, Weather: Fine, Rail Position: +8m 1200m-W/ Post; +5m Remainder. Sectional 610m



| Section | Overall | L1000 | L800 | L600 | L400 | L200 |
|------------------------|--------------------------|---------------------------|---------------------------|--------------------------|--------------------------|--------------------------|
| Section Times | 1:10.60 [3] (0:14.42) | 0:56.18 [10] (0:10.56) | 0:45.62 [10] (0:10.94) | 0:34.68 [8] (0:11.04) | 0:23.64 [6] (0:11.53) | 0:12.11 [5] (0:12.11) |
| Average Speed [km/h] | 50.0 | 68.2 | 65.4 | 64.6 | 62.5 | 59.4 |
| Top Speed [km/h] | 69.1 | 69.5 | 67.6 | 65.7 | 64.0 | 61.6 |
| Avg. Dist. to Rail [m] | 3.3 | 1.4 | 1.0 | 1.9 | 1.7 | 3.6 |
| Avg. Stride Freq. [Hz] | 2.2 | 2.3 | 2.3 | 2.3 | 2.3 | 2.2 |
| Avg. Stride Length [m] | 6.3 | 8.2 | 8.0 | 7.8 | 7.7 | 7.4 |



- [] Ranking at each section and finish
- :-:- No data available at this section
- NA No data available

| | |
|--------------------------------|-----------------|
| Horse/Jockey Name | EAST INDIAMAN |
| Finish Rank | 4 |
| Fastest Section Time (Section) | 0:10.52 (L1000) |
| Top Speed [km/h] (Section) | 72.3 (Overall) |
| Race State | Finished |



Morphettville SA - Professional

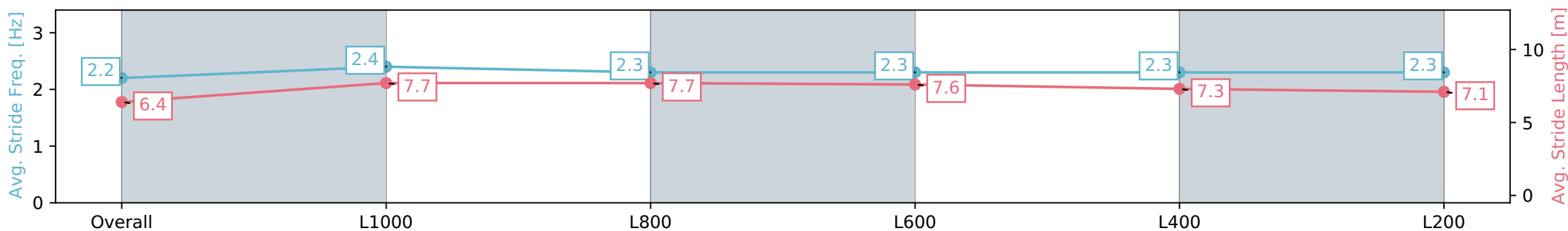
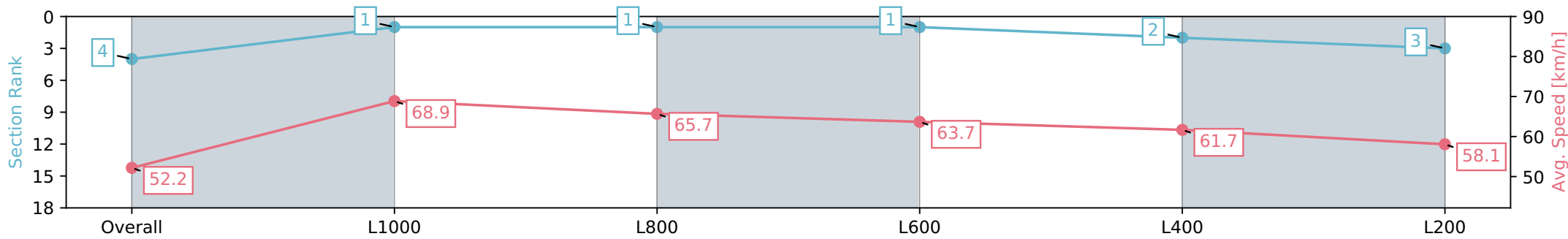
Race 9: Grand Syndicates Handicap - 1200m

24 February 2024 - 5:18PM

Track Rating: Good 4, Weather: Fine, Rail Position: +8m 1200m-W/
Post; +5m Remainder. Sectional 610m



| Section | Overall | L1000 | L800 | L600 | L400 | L200 |
|------------------------|--------------------------|--------------------------|--------------------------|--------------------------|--------------------------|--------------------------|
| Section Times | 1:10.71 [4] (0:13.72) | 0:56.99 [1] (0:10.52) | 0:46.47 [1] (0:11.01) | 0:35.46 [1] (0:11.35) | 0:24.11 [2] (0:11.70) | 0:12.41 [3] (0:12.41) |
| Average Speed [km/h] | 52.2 | 68.9 | 65.7 | 63.7 | 61.7 | 58.1 |
| Top Speed [km/h] | 72.3 | 72.3 | 67.5 | 64.4 | 62.5 | 60.6 |
| Avg. Dist. to Rail [m] | 6.1 | 3.4 | 1.3 | 0.7 | 1.2 | 1.9 |
| Avg. Stride Freq. [Hz] | 2.2 | 2.4 | 2.3 | 2.3 | 2.3 | 2.3 |
| Avg. Stride Length [m] | 6.4 | 7.7 | 7.7 | 7.6 | 7.3 | 7.1 |



- [] Ranking at each section and finish
- :-:- No data available at this section
- NA No data available

| | |
|--------------------------------|-----------------|
| Horse/Jockey Name | WALLY WEST |
| Finish Rank | 5 |
| Fastest Section Time (Section) | 0:10.66 (L1000) |
| Top Speed [km/h] (Section) | 68.9 (L1000) |
| Race State | Finished |



Morphettville SA - Professional

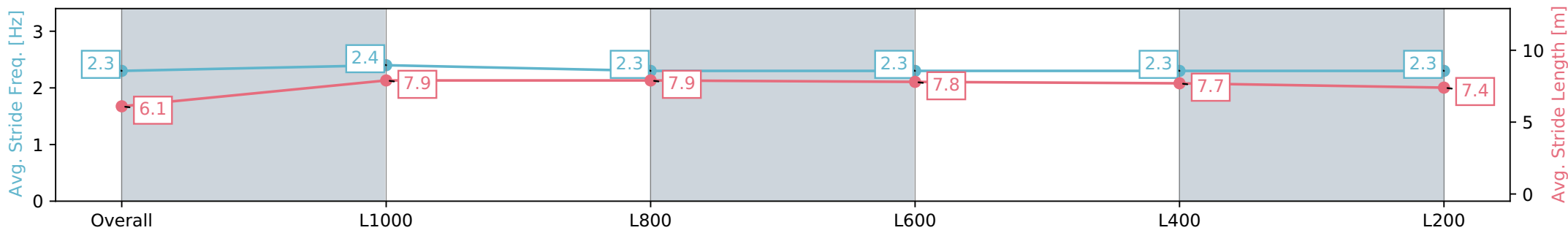
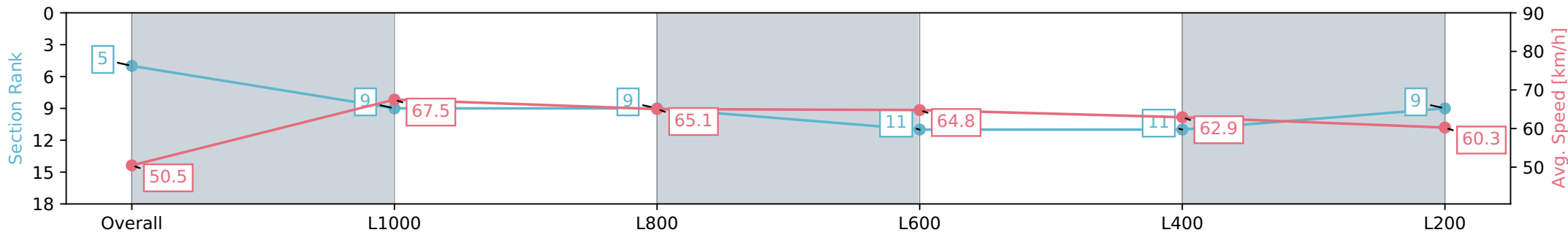
Race 9: Grand Syndicates Handicap - 1200m

24 February 2024 - 5:18PM

Track Rating: Good 4, Weather: Fine, Rail Position: +8m 1200m-W/ Post; +5m Remainder. Sectional 610m



| Section | Overall | L1000 | L800 | L600 | L400 | L200 |
|------------------------|--------------------------|--------------------------|--------------------------|---------------------------|---------------------------|--------------------------|
| Section Times | 1:10.74 [5] (0:14.28) | 0:56.46 [9] (0:10.66) | 0:45.80 [9] (0:11.16) | 0:34.64 [11] (0:11.23) | 0:23.41 [11] (0:11.47) | 0:11.94 [9] (0:11.94) |
| Average Speed [km/h] | 50.5 | 67.5 | 65.1 | 64.8 | 62.9 | 60.3 |
| Top Speed [km/h] | 66.0 | 68.9 | 67.5 | 65.4 | 63.5 | 62.6 |
| Avg. Dist. to Rail [m] | 8.4 | 4.0 | 2.4 | 2.0 | 3.1 | 6.9 |
| Avg. Stride Freq. [Hz] | 2.3 | 2.4 | 2.3 | 2.3 | 2.3 | 2.3 |
| Avg. Stride Length [m] | 6.1 | 7.9 | 7.9 | 7.8 | 7.7 | 7.4 |



- [] Ranking at each section and finish
- :-:- No data available at this section
- NA No data available

| | |
|--------------------------------|-----------------|
| Horse/Jockey Name | MIDNIGHT RUSH |
| Finish Rank | 6 |
| Fastest Section Time (Section) | 0:10.55 (L1000) |
| Top Speed [km/h] (Section) | 69.2 (L1000) |
| Race State | Finished |



Morphettville SA - Professional

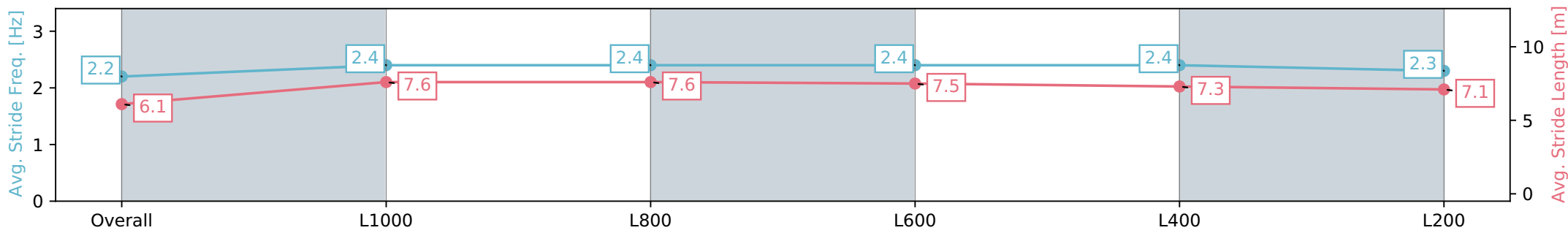
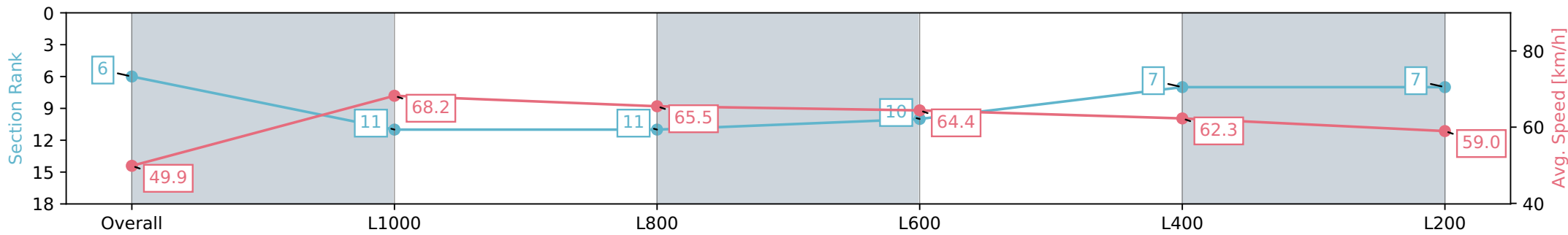
Race 9: Grand Syndicates Handicap - 1200m

24 February 2024 - 5:18PM

Track Rating: Good 4, Weather: Fine, Rail Position: +8m 1200m-W/ Post; +5m Remainder. Sectional 610m



| Section | Overall | L1000 | L800 | L600 | L400 | L200 |
|------------------------|--------------------------|---------------------------|---------------------------|---------------------------|--------------------------|--------------------------|
| Section Times | 1:10.87 [6] (0:14.44) | 0:56.43 [11] (0:10.55) | 0:45.88 [11] (0:10.99) | 0:34.89 [10] (0:11.11) | 0:23.78 [7] (0:11.56) | 0:12.22 [7] (0:12.22) |
| Average Speed [km/h] | 49.9 | 68.2 | 65.5 | 64.4 | 62.3 | 59.0 |
| Top Speed [km/h] | 67.9 | 69.2 | 67.1 | 65.6 | 64.4 | 61.7 |
| Avg. Dist. to Rail [m] | 5.4 | 2.3 | 0.9 | 1.1 | 2.0 | 4.1 |
| Avg. Stride Freq. [Hz] | 2.2 | 2.4 | 2.4 | 2.4 | 2.4 | 2.3 |
| Avg. Stride Length [m] | 6.1 | 7.6 | 7.6 | 7.5 | 7.3 | 7.1 |



- [] Ranking at each section and finish
- :-:- No data available at this section
- NA No data available

| | |
|--------------------------------|-----------------|
| Horse/Jockey Name | MIGHTY SAPPHIRE |
| Finish Rank | 7 |
| Fastest Section Time (Section) | 0:10.61 (L1000) |
| Top Speed [km/h] (Section) | 70.4 (L1000) |
| Race State | Finished |



Morphettville SA - Professional

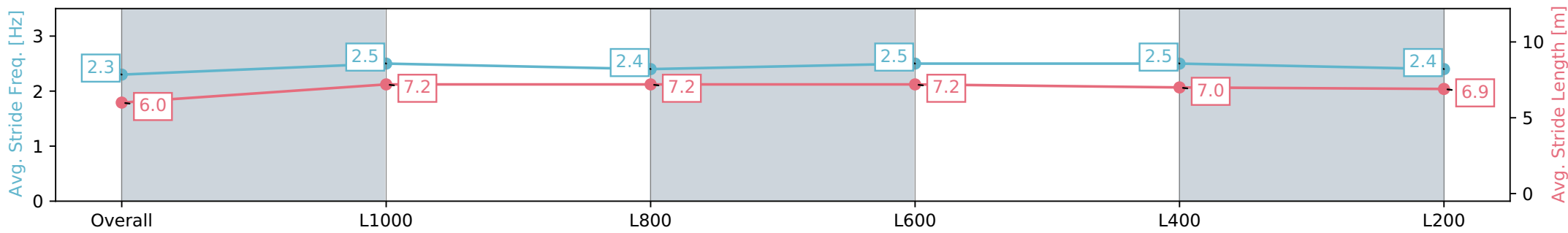
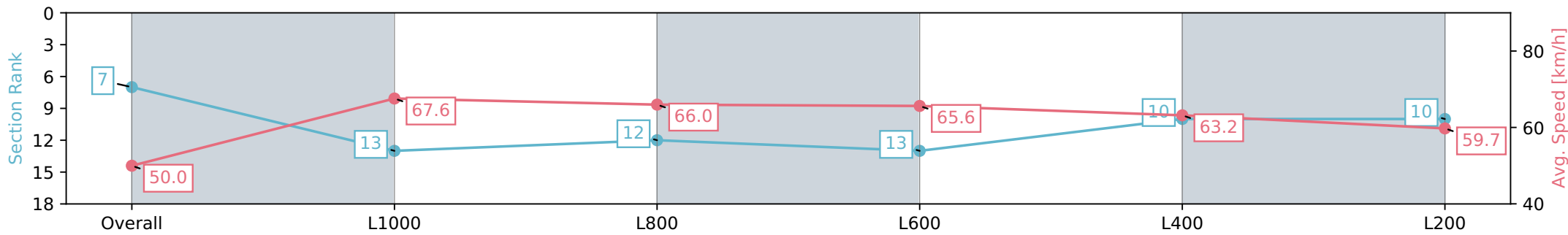
Race 9: Grand Syndicates Handicap - 1200m

24 February 2024 - 5:18PM

Track Rating: Good 4, Weather: Fine, Rail Position: +8m 1200m-W/
Post; +5m Remainder. Sectional 610m



| Section | Overall | L1000 | L800 | L600 | L400 | L200 |
|------------------------|--------------------------|---------------------------|---------------------------|---------------------------|---------------------------|---------------------------|
| Section Times | 1:10.87 [7] (0:14.52) | 0:56.35 [13] (0:10.61) | 0:45.74 [12] (0:11.03) | 0:34.71 [13] (0:11.17) | 0:23.54 [10] (0:11.48) | 0:12.06 [10] (0:12.06) |
| Average Speed [km/h] | 50.0 | 67.6 | 66.0 | 65.6 | 63.2 | 59.7 |
| Top Speed [km/h] | 70.2 | 70.4 | 67.4 | 66.9 | 64.5 | 61.7 |
| Avg. Dist. to Rail [m] | 11.2 | 3.9 | 2.9 | 3.6 | 6.0 | 8.7 |
| Avg. Stride Freq. [Hz] | 2.3 | 2.5 | 2.4 | 2.5 | 2.5 | 2.4 |
| Avg. Stride Length [m] | 6.0 | 7.2 | 7.2 | 7.2 | 7.0 | 6.9 |



- [] Ranking at each section and finish
- :-:- No data available at this section
- NA No data available

| | |
|--------------------------------|-----------------|
| Horse/Jockey Name | CAPRICORN RIDGE |
| Finish Rank | 8 |
| Fastest Section Time (Section) | 0:10.74 (L1000) |
| Top Speed [km/h] (Section) | 67.6 (L1000) |
| Race State | Finished |



Morphettville SA - Professional

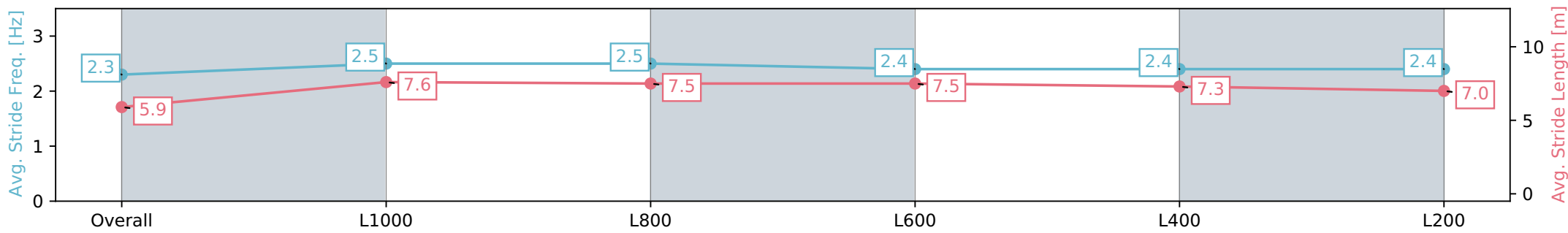
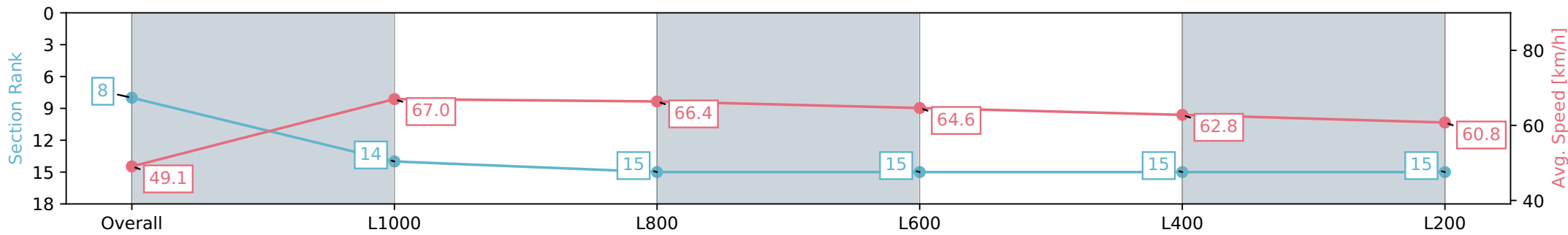
Race 9: Grand Syndicates Handicap - 1200m

24 February 2024 - 5:18PM

Track Rating: Good 4, Weather: Fine, Rail Position: +8m 1200m-W/
Post; +5m Remainder. Sectional 610m



| Section | Overall | L1000 | L800 | L600 | L400 | L200 |
|------------------------|--------------------------|---------------------------|---------------------------|---------------------------|---------------------------|---------------------------|
| Section Times | 1:10.89 [8] (0:14.69) | 0:56.20 [14] (0:10.74) | 0:45.46 [15] (0:10.87) | 0:34.59 [15] (0:11.23) | 0:23.36 [15] (0:11.52) | 0:11.84 [15] (0:11.84) |
| Average Speed [km/h] | 49.1 | 67.0 | 66.4 | 64.6 | 62.8 | 60.8 |
| Top Speed [km/h] | 65.5 | 67.6 | 67.5 | 66.8 | 63.7 | 62.7 |
| Avg. Dist. to Rail [m] | 7.2 | 2.4 | 1.0 | 1.4 | 5.7 | 10.0 |
| Avg. Stride Freq. [Hz] | 2.3 | 2.5 | 2.5 | 2.4 | 2.4 | 2.4 |
| Avg. Stride Length [m] | 5.9 | 7.6 | 7.5 | 7.5 | 7.3 | 7.0 |



- [] Ranking at each section and finish
- :-:- No data available at this section
- NA No data available

| | |
|--------------------------------|-----------------|
| Horse/Jockey Name | STRUCK GOLD |
| Finish Rank | 9 |
| Fastest Section Time (Section) | 0:10.78 (L1000) |
| Top Speed [km/h] (Section) | 67.9 (L1000) |
| Race State | Finished |



Morphettville SA - Professional

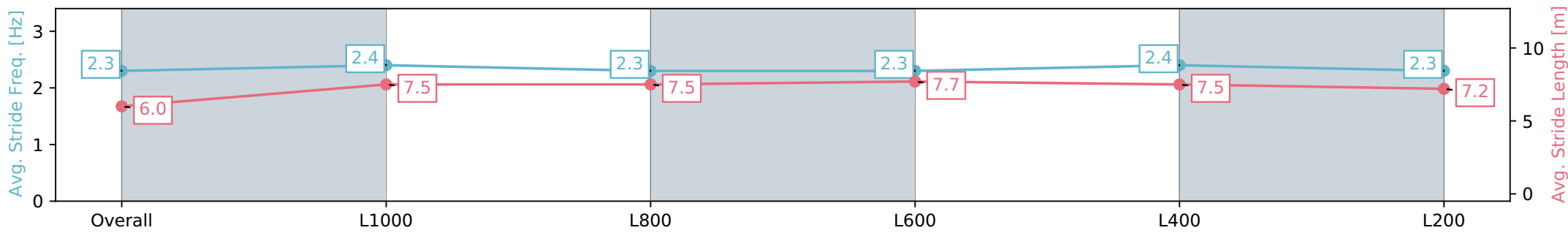
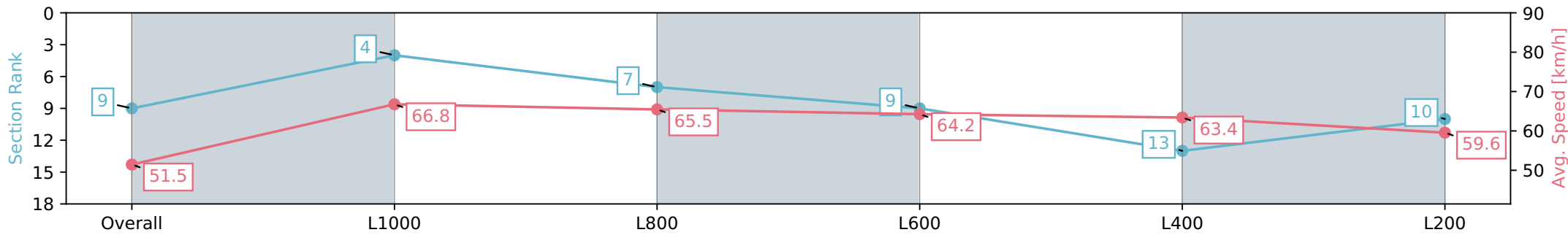
Race 9: Grand Syndicates Handicap - 1200m

24 February 2024 - 5:18PM

Track Rating: Good 4, Weather: Fine, Rail Position: +8m 1200m-W/
Post; +5m Remainder. Sectional 610m



| Section | Overall | L1000 | L800 | L600 | L400 | L200 |
|------------------------|--------------------------|--------------------------|--------------------------|--------------------------|---------------------------|---------------------------|
| Section Times | 1:10.90 [9] (0:14.01) | 0:56.89 [4] (0:10.78) | 0:46.11 [7] (0:11.15) | 0:34.96 [9] (0:11.43) | 0:23.53 [13] (0:11.44) | 0:12.09 [10] (0:12.09) |
| Average Speed [km/h] | 51.5 | 66.8 | 65.5 | 64.2 | 63.4 | 59.6 |
| Top Speed [km/h] | 66.6 | 67.9 | 67.4 | 65.9 | 64.0 | 62.8 |
| Avg. Dist. to Rail [m] | 12.3 | 5.5 | 3.3 | 3.9 | 6.0 | 7.5 |
| Avg. Stride Freq. [Hz] | 2.3 | 2.4 | 2.3 | 2.3 | 2.4 | 2.3 |
| Avg. Stride Length [m] | 6.0 | 7.5 | 7.5 | 7.7 | 7.5 | 7.2 |



- [] Ranking at each section and finish
- :-:- No data available at this section
- NA No data available

| | |
|--------------------------------|-----------------|
| Horse/Jockey Name | FANMALIA |
| Finish Rank | 10 |
| Fastest Section Time (Section) | 0:10.74 (L1000) |
| Top Speed [km/h] (Section) | 67.3 (L1000) |
| Race State | Finished |



Morphettville SA - Professional

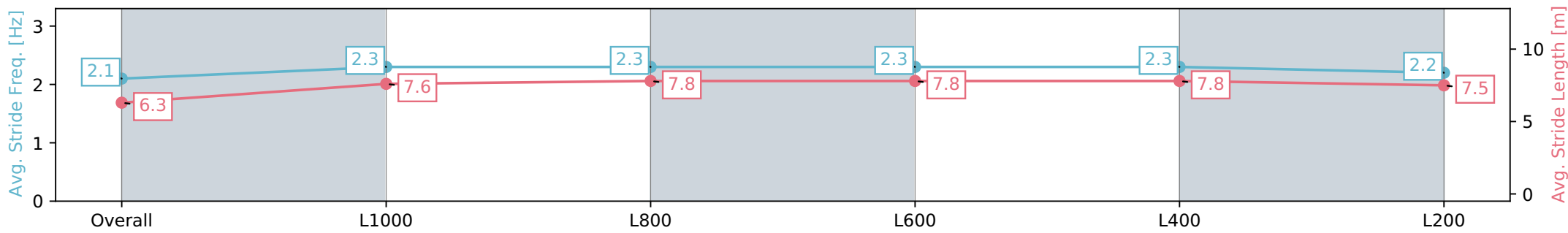
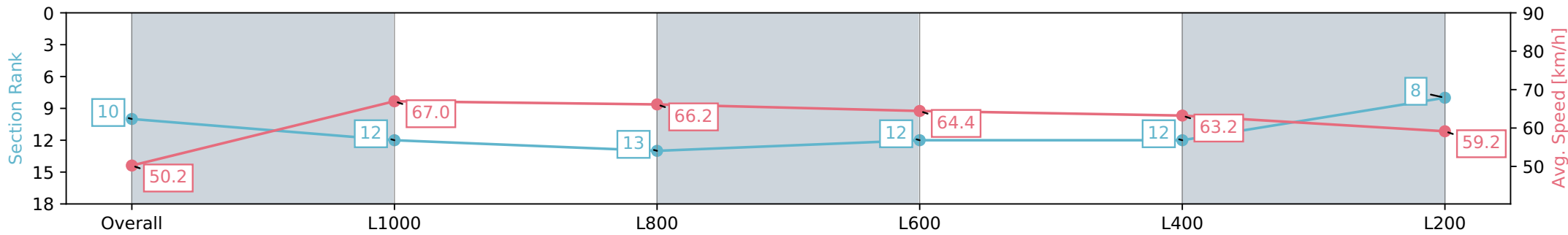
Race 9: Grand Syndicates Handicap - 1200m

24 February 2024 - 5:18PM

Track Rating: Good 4, Weather: Fine, Rail Position: +8m 1200m-W/ Post; +5m Remainder. Sectional 610m



| Section | Overall | L1000 | L800 | L600 | L400 | L200 |
|------------------------|---------------------------|---------------------------|---------------------------|---------------------------|---------------------------|--------------------------|
| Section Times | 1:10.92 [10] (0:14.48) | 0:56.44 [12] (0:10.74) | 0:45.70 [13] (0:10.92) | 0:34.78 [12] (0:11.20) | 0:23.58 [12] (0:11.41) | 0:12.17 [8] (0:12.17) |
| Average Speed [km/h] | 50.2 | 67.0 | 66.2 | 64.4 | 63.2 | 59.2 |
| Top Speed [km/h] | 66.5 | 67.3 | 67.2 | 65.4 | 64.1 | 61.7 |
| Avg. Dist. to Rail [m] | 5.7 | 1.2 | 0.4 | 0.7 | 1.9 | 3.4 |
| Avg. Stride Freq. [Hz] | 2.1 | 2.3 | 2.3 | 2.3 | 2.3 | 2.2 |
| Avg. Stride Length [m] | 6.3 | 7.6 | 7.8 | 7.8 | 7.8 | 7.5 |



- [] Ranking at each section and finish
- :-:- No data available at this section
- NA No data available

| | |
|--------------------------------|-----------------|
| Horse/Jockey Name | WILLYBEAFACOR |
| Finish Rank | 11 |
| Fastest Section Time (Section) | 0:10.69 (L1000) |
| Top Speed [km/h] (Section) | 68.6 (Overall) |
| Race State | Finished |



Morphettville SA - Professional

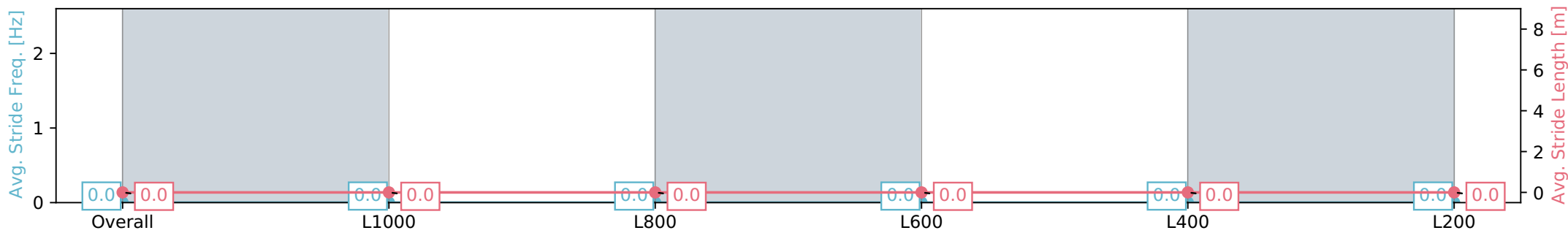
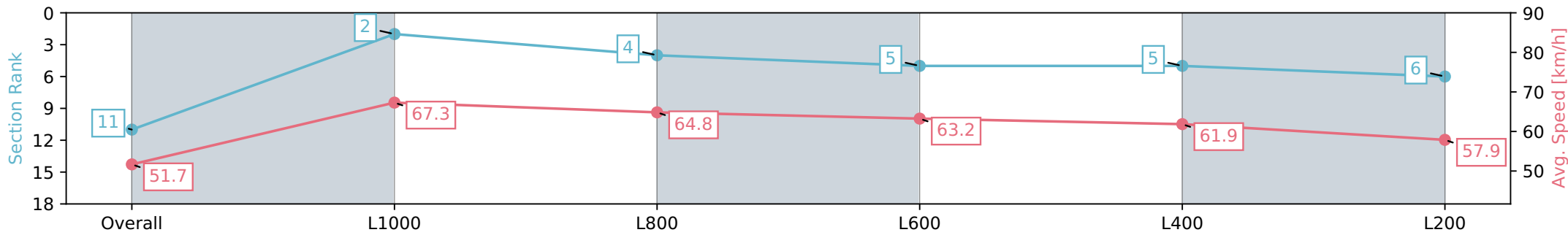
Race 9: Grand Syndicates Handicap - 1200m

24 February 2024 - 5:18PM

Track Rating: Good 4, Weather: Fine, Rail Position: +8m 1200m-W/ Post; +5m Remainder. Sectional 610m



| Section | Overall | L1000 | L800 | L600 | L400 | L200 |
|------------------------|---------------------------|--------------------------|--------------------------|--------------------------|--------------------------|--------------------------|
| Section Times | 1:10.98 [11] (0:13.95) | 0:57.03 [2] (0:10.69) | 0:46.34 [4] (0:11.07) | 0:35.27 [5] (0:11.25) | 0:24.02 [5] (0:11.60) | 0:12.42 [6] (0:12.42) |
| Average Speed [km/h] | 51.7 | 67.3 | 64.8 | 63.2 | 61.9 | 57.9 |
| Top Speed [km/h] | 68.6 | 68.4 | 66.6 | 64.4 | 62.6 | 60.5 |
| Avg. Dist. to Rail [m] | 2.5 | 1.6 | 1.0 | 2.7 | 1.3 | 2.0 |
| Avg. Stride Freq. [Hz] | 0.0 | 0.0 | 0.0 | 0.0 | 0.0 | 0.0 |
| Avg. Stride Length [m] | 0.0 | 0.0 | 0.0 | 0.0 | 0.0 | 0.0 |



- [] Ranking at each section and finish
- :-:- No data available at this section
- NA No data available

| | |
|--------------------------------|-----------------|
| Horse/Jockey Name | ANJOPIN |
| Finish Rank | 12 |
| Fastest Section Time (Section) | 0:10.42 (L1000) |
| Top Speed [km/h] (Section) | 70.1 (Overall) |
| Race State | Finished |



Morphettville SA - Professional

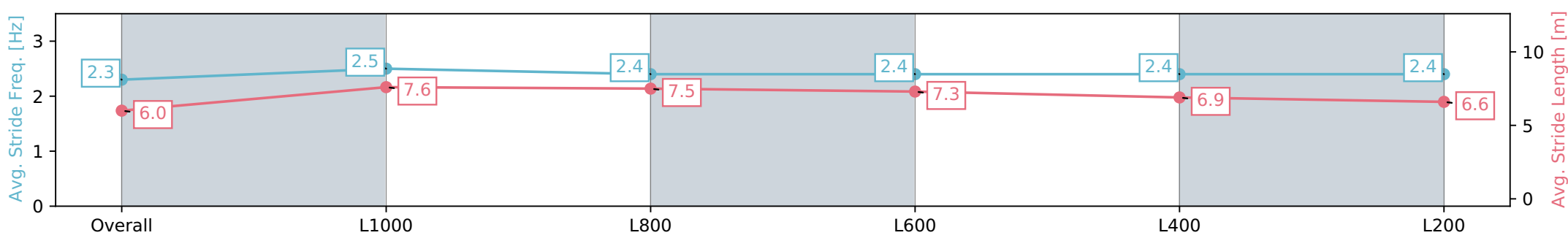
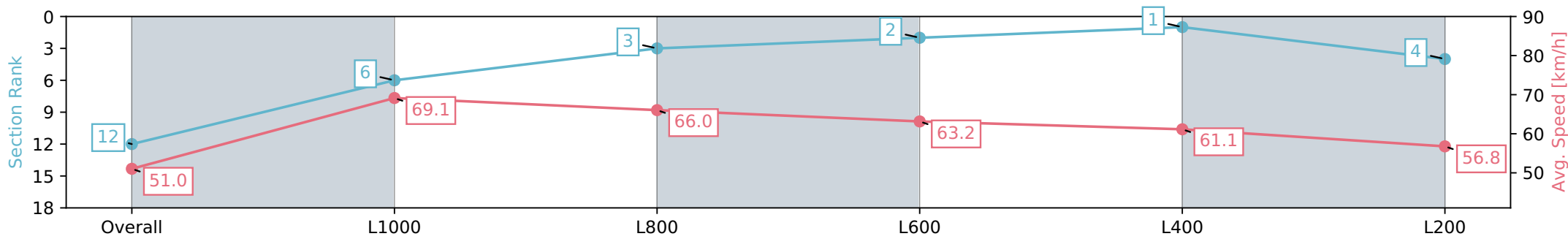
Race 9: Grand Syndicates Handicap - 1200m

24 February 2024 - 5:18PM

Track Rating: Good 4, Weather: Fine, Rail Position: +8m 1200m-W/
Post; +5m Remainder. Sectional 610m



| Section | Overall | L1000 | L800 | L600 | L400 | L200 |
|------------------------|---------------------------|--------------------------|--------------------------|--------------------------|--------------------------|--------------------------|
| Section Times | 1:11.03 [12] (0:14.09) | 0:56.94 [6] (0:10.42) | 0:46.52 [3] (0:10.83) | 0:35.69 [2] (0:11.25) | 0:24.44 [1] (0:11.75) | 0:12.69 [4] (0:12.69) |
| Average Speed [km/h] | 51.0 | 69.1 | 66.0 | 63.2 | 61.1 | 56.8 |
| Top Speed [km/h] | 70.1 | 69.6 | 67.9 | 64.2 | 62.6 | 59.3 |
| Avg. Dist. to Rail [m] | 2.6 | 0.7 | 1.2 | 2.7 | 1.2 | 0.6 |
| Avg. Stride Freq. [Hz] | 2.3 | 2.5 | 2.4 | 2.4 | 2.4 | 2.4 |
| Avg. Stride Length [m] | 6.0 | 7.6 | 7.5 | 7.3 | 6.9 | 6.6 |



- [] Ranking at each section and finish
- :-:- No data available at this section
- NA No data available

| | |
|--------------------------------|-----------------|
| Horse/Jockey Name | LOPE DE WOLF |
| Finish Rank | 13 |
| Fastest Section Time (Section) | 0:10.65 (L1000) |
| Top Speed [km/h] (Section) | 68.0 (L1000) |
| Race State | Finished |



Morphettville SA - Professional

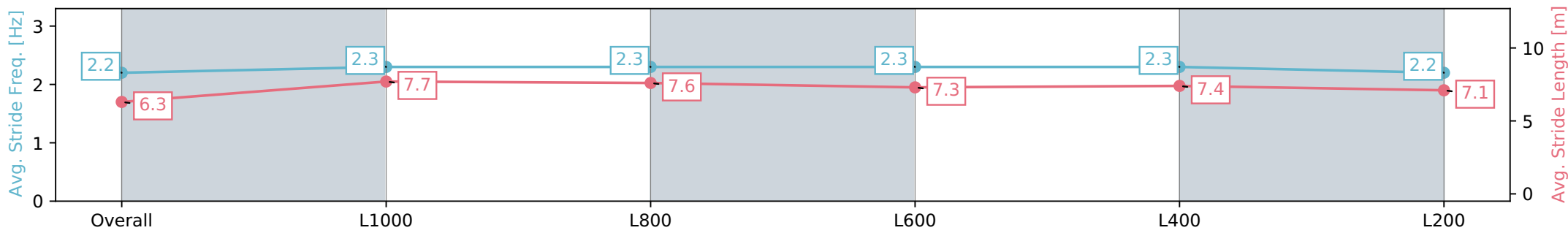
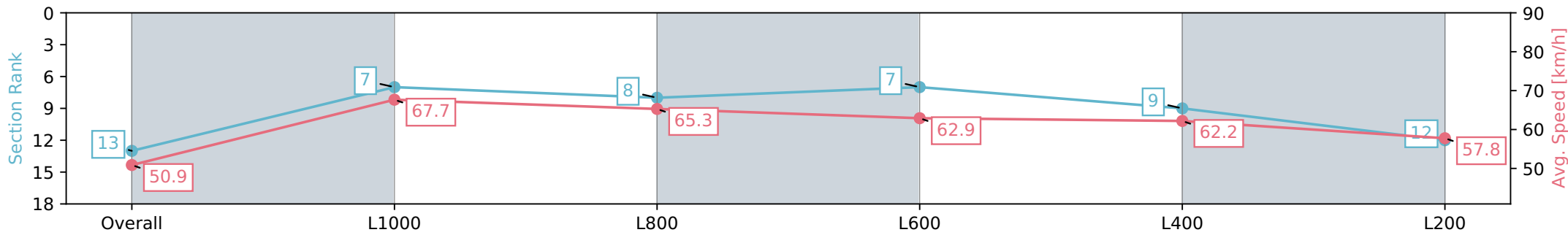
Race 9: Grand Syndicates Handicap - 1200m

24 February 2024 - 5:18PM

Track Rating: Good 4, Weather: Fine, Rail Position: +8m 1200m-W/
Post; +5m Remainder. Sectional 610m



| Section | Overall | L1000 | L800 | L600 | L400 | L200 |
|------------------------|---------------------------|--------------------------|--------------------------|--------------------------|--------------------------|---------------------------|
| Section Times | 1:11.30 [13] (0:14.16) | 0:57.14 [7] (0:10.65) | 0:46.49 [8] (0:11.02) | 0:35.47 [7] (0:11.43) | 0:24.04 [9] (0:11.57) | 0:12.46 [12] (0:12.46) |
| Average Speed [km/h] | 50.9 | 67.7 | 65.3 | 62.9 | 62.2 | 57.8 |
| Top Speed [km/h] | 66.9 | 68.0 | 67.6 | 63.8 | 62.7 | 60.5 |
| Avg. Dist. to Rail [m] | 1.4 | 0.8 | 0.1 | 0.3 | 0.4 | 1.0 |
| Avg. Stride Freq. [Hz] | 2.2 | 2.3 | 2.3 | 2.3 | 2.3 | 2.2 |
| Avg. Stride Length [m] | 6.3 | 7.7 | 7.6 | 7.3 | 7.4 | 7.1 |



- [] Ranking at each section and finish
- :-:- No data available at this section
- NA No data available

| | |
|--------------------------------|-----------------|
| Horse/Jockey Name | SHAKATTAK |
| Finish Rank | 14 |
| Fastest Section Time (Section) | 0:10.33 (L1000) |
| Top Speed [km/h] (Section) | 74.7 (L1000) |
| Race State | Finished |



Morphettville SA - Professional

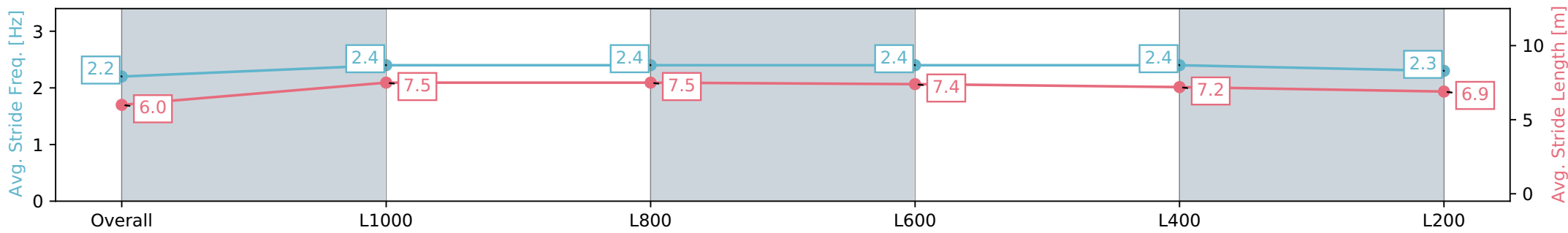
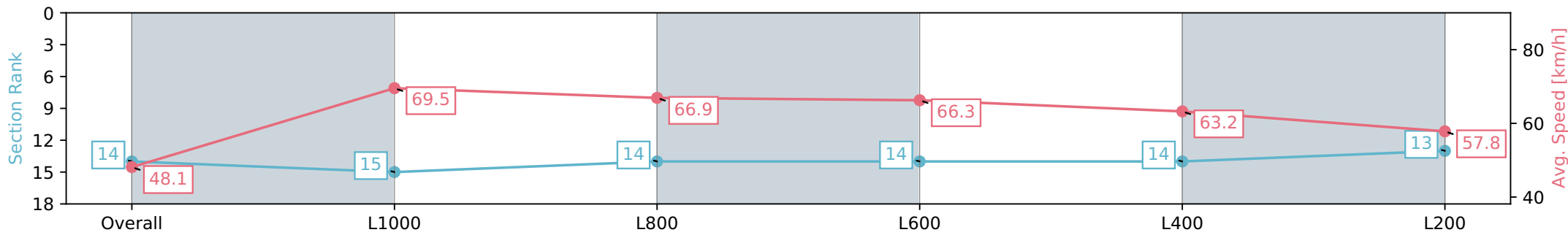
Race 9: Grand Syndicates Handicap - 1200m

24 February 2024 - 5:18PM

Track Rating: Good 4, Weather: Fine, Rail Position: +8m 1200m-W/
Post; +5m Remainder. Sectional 610m



| Section | Overall | L1000 | L800 | L600 | L400 | L200 |
|------------------------|---------------------------|---------------------------|---------------------------|---------------------------|---------------------------|---------------------------|
| Section Times | 1:11.31 [14] (0:14.99) | 0:56.32 [15] (0:10.33) | 0:45.99 [14] (0:10.95) | 0:35.04 [14] (0:11.10) | 0:23.94 [14] (0:11.48) | 0:12.46 [13] (0:12.46) |
| Average Speed [km/h] | 48.1 | 69.5 | 66.9 | 66.3 | 63.2 | 57.8 |
| Top Speed [km/h] | 66.8 | 74.7 | 68.6 | 67.2 | 64.6 | 61.2 |
| Avg. Dist. to Rail [m] | 8.0 | 4.0 | 3.8 | 4.5 | 7.3 | 9.0 |
| Avg. Stride Freq. [Hz] | 2.2 | 2.4 | 2.4 | 2.4 | 2.4 | 2.3 |
| Avg. Stride Length [m] | 6.0 | 7.5 | 7.5 | 7.4 | 7.2 | 6.9 |



- [] Ranking at each section and finish
- :-:- No data available at this section
- NA No data available

| | |
|--------------------------------|-----------------|
| Horse/Jockey Name | SEVEN SECRETS |
| Finish Rank | 15 |
| Fastest Section Time (Section) | 0:10.65 (L1000) |
| Top Speed [km/h] (Section) | 69.4 (L1000) |
| Race State | Finished |



Morphettville SA - Professional

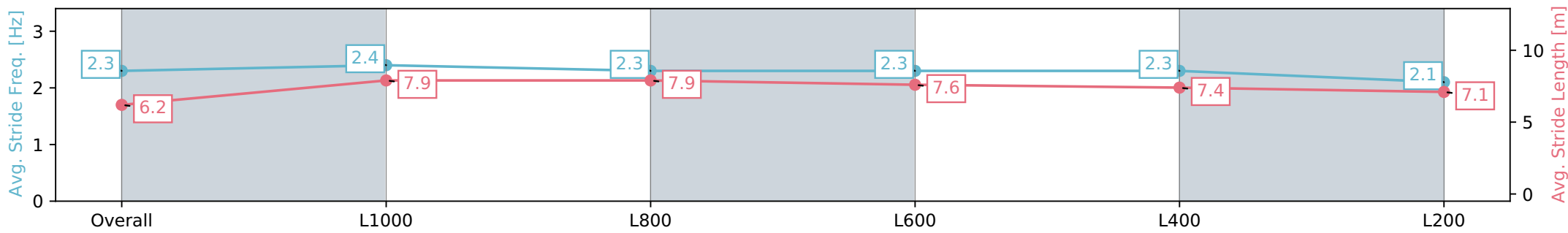
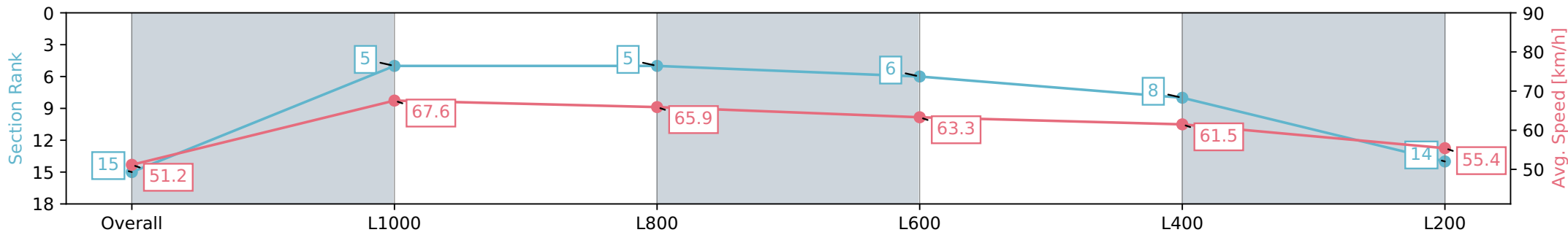
Race 9: Grand Syndicates Handicap - 1200m

24 February 2024 - 5:18PM

Track Rating: Good 4, Weather: Fine, Rail Position: +8m 1200m-W/ Post; +5m Remainder. Sectional 610m



| Section | Overall | L1000 | L800 | L600 | L400 | L200 |
|------------------------|---------------------------|--------------------------|--------------------------|--------------------------|--------------------------|---------------------------|
| Section Times | 1:11.88 [15] (0:14.07) | 0:57.81 [5] (0:10.65) | 0:47.16 [5] (0:11.00) | 0:36.16 [6] (0:11.40) | 0:24.76 [8] (0:11.75) | 0:13.01 [14] (0:13.01) |
| Average Speed [km/h] | 51.2 | 67.6 | 65.9 | 63.3 | 61.5 | 55.4 |
| Top Speed [km/h] | 68.0 | 69.4 | 67.8 | 65.9 | 63.3 | 59.1 |
| Avg. Dist. to Rail [m] | 9.0 | 3.1 | 1.4 | 0.9 | 3.8 | 6.3 |
| Avg. Stride Freq. [Hz] | 2.3 | 2.4 | 2.3 | 2.3 | 2.3 | 2.1 |
| Avg. Stride Length [m] | 6.2 | 7.9 | 7.9 | 7.6 | 7.4 | 7.1 |



- [] Ranking at each section and finish
- :-:- No data available at this section
- NA No data available