



Morphettville SA  
 Race 8: City of Marion Stakes - 1200m  
 24 February 2024 - 4:39PM



Track Rating: Good 4, Weather: Fine, Rail Position: +8m 1200m-W/Post; +5m  
 Remainder. Sectional 610m

Section								Overall	L1000	L800	L600	L400	L200		
Field Times								1:09.93 (0:14.08)	0:55.85 (0:10.87)	0:44.97 (0:10.92)	0:34.06 (0:10.97)	0:23.08 (0:11.15)	0:11.93 (0:11.93)		
Position	#	Horse/Jockey	Barrier	Top Speed [km/h]	Fastest Section	First 400m							Margin	Distance Travelled From Winner [m]	
1	7	<b>SNAPPED</b> Todd Pannell	15	69.2 600-400	0:10.71 600-400	0:25.79	1:09.93 (0:14.79)	0:55.14 [13] (0:11.00)	0:44.14 [12] (0:11.04)	0:33.10 [12] (0:10.71)	0:22.39 [11] (0:10.79)	0:11.60 [5] (0:11.60)	1:09.93		
2	11	<b>GRINZINGER PRINCE</b> Emily Finnegan	5	68.2 600-400	0:10.75 600-400	0:25.30	1:10.10 (0:14.35)	0:55.75 [3] (0:10.95)	0:44.80 [4] (0:10.91)	0:33.89 [4] (0:10.75)	0:23.14 [2] (0:11.03)	0:12.11 [1] (0:12.11)	1.1L	-7	
3	5	<b>MY KHALIFA</b> Lachlan Neindorf	16	68.8 600-400	0:10.71 600-400	0:25.99	1:10.24 (0:14.90)	0:55.34 [14] (0:11.09)	0:44.25 [14] (0:10.99)	0:33.26 [14] (0:10.71)	0:22.55 [12] (0:10.93)	0:11.62 [11] (0:11.62)	2.0L	-1	
4	13	<b>AIR ASSAULT</b> Teagan Voorham	12	68.2 800-600	0:10.87 1000-800	0:25.22	1:10.24 (0:14.35)	0:55.89 [4] (0:10.87)	0:45.02 [2] (0:10.88)	0:34.14 [3] (0:10.99)	0:23.15 [4] (0:11.16)	0:11.99 [3] (0:11.99)	2.0L	-3	
5	10	<b>PARTY PRINCESS</b> Jason Holder	11	68.1 600-400	0:10.77 600-400	0:25.64	1:10.27 (0:14.53)	0:55.74 [8] (0:11.11)	0:44.63 [10] (0:11.01)	0:33.62 [10] (0:10.77)	0:22.85 [9] (0:11.09)	0:11.76 [8] (0:11.76)	2.2L	-5	
6	12	<b>MISS ICELANDIC</b> Will Price	3	66.7 1000-800	0:10.87 1000-800	0:24.95	1:10.28 (0:14.08)	0:56.20 [1] (0:10.87)	0:45.33 [1] (0:10.92)	0:34.41 [1] (0:10.97)	0:23.44 [1] (0:11.30)	0:12.14 [2] (0:12.14)	2.3L	-9	
7	15	<b>TURF DECISION</b> Dom Tourneur	4	67.1 800-600	0:10.91 1000-800	0:25.57	1:10.28 (0:14.67)	0:55.61 [10] (0:10.91)	0:44.70 [8] (0:10.96)	0:33.74 [8] (0:10.97)	0:22.77 [10] (0:11.04)	0:11.73 [10] (0:11.73)	2.3L	-6	
8	1	<b>LARIMER STREET</b> Paul Gatt	9	68.1 600-400	0:10.86 600-400	0:25.42	1:10.30 (0:14.47)	0:55.83 [7] (0:10.95)	0:44.88 [7] (0:10.96)	0:33.92 [6] (0:10.86)	0:23.06 [5] (0:11.09)	0:11.97 [6] (0:11.97)	2.4L	-3	
9	4	<b>CHICAGO STORM</b> Kayla Crowther	13	68.1 600-400	0:10.84 600-400	0:25.60	1:10.33 (0:14.57)	0:55.75 [9] (0:11.02)	0:44.73 [9] (0:10.97)	0:33.76 [9] (0:10.84)	0:22.92 [8] (0:11.09)	0:11.83 [7] (0:11.83)	2.6L	-2	
10	2	<b>STRUCK BY</b> Jake Toeroek	7	67.6 800-600	0:10.84 800-600	0:25.22	1:10.63 (0:14.31)	0:56.32 [2] (0:10.91)	0:45.41 [3] (0:10.84)	0:34.57 [2] (0:10.92)	0:23.65 [3] (0:11.34)	0:12.31 [4] (0:12.31)	4.5L	-8	

Scratched: Shaquero (#8), Nunthorpe (#9), Ballon D'or (#17)



Morphettville SA  
 Race 8: City of Marion Stakes - 1200m  
 24 February 2024 - 4:39PM



Track Rating: Good 4, Weather: Fine, Rail Position: +8m 1200m-W/Post; +5m  
 Remainder. Sectional 610m

Section								Overall	L1000	L800	L600	L400	L200		
Field Times								1:09.93 (0:14.08)	0:55.85 (0:10.87)	0:44.97 (0:10.92)	0:34.06 (0:10.97)	0:23.08 (0:11.15)	0:11.93 (0:11.93)		
Position	#	Horse/Jockey	Barrier	Top Speed [km/h]	Fastest Section	First 400m							Margin	Distance Travelled From Winner [m]	
11	6	MANHATTEN TIMES Caitlin Jones	14	69.1 600-400	0:10.94 600-400	0:25.94	1:10.67 (0:14.74)	0:55.93 [12] (0:11.20)	0:44.73 [13] (0:11.04)	0:33.69 [13] (0:10.94)	0:22.75 [14] (0:11.04)	0:11.71 [14] (0:11.71)	4.8L	-2	
12	14	MISS TAKE Ben Price	6	67.3 800-600	0:10.82 600-400	0:25.40	1:10.72 (0:14.44)	0:56.28 [6] (0:10.96)	0:45.32 [6] (0:11.02)	0:34.30 [7] (0:10.82)	0:23.48 [6] (0:11.27)	0:12.21 [9] (0:12.21)	5.1L	-6	
13	16	ROCKSTAR MEGGSY Jacob Opperman	8	66.8 800-600	0:10.96 600-400	0:25.70	1:10.81 (0:14.71)	0:56.10 [11] (0:10.99)	0:45.11 [11] (0:11.07)	0:34.04 [11] (0:10.96)	0:23.08 [13] (0:11.03)	0:12.05 [12] (0:12.05)	5.7L	-5	
14	3	PICARGO Alana Livesey	1	67.0 1000-800	0:10.99 1000-800	0:25.34	1:11.17 (0:14.35)	0:56.82 [4] (0:10.99)	0:45.83 [5] (0:11.00)	0:34.83 [5] (0:11.07)	0:23.76 [7] (0:11.44)	0:12.32 [13] (0:12.32)	8.0L	-9	

Scratched: Shaquero (#8), Nunthorpe (#9), Ballon D'or (#17)

- [ ] Position in running at each section and finish
- # Saddle cloth number
- :-:- No data available at this section
- █ Background shading for fastest section
- NA No data available

Horse/Jockey Name	SNAPPED
Finish Rank	1
Fastest Section Time (Section)	0:10.71 (L600)
Top Speed [km/h] (Section)	69.2 (L600)
Race State	Finished



Morphettville SA - Professional

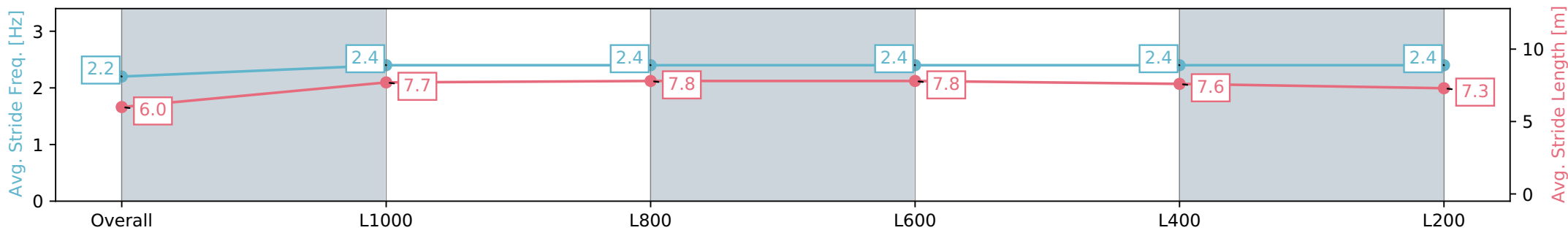
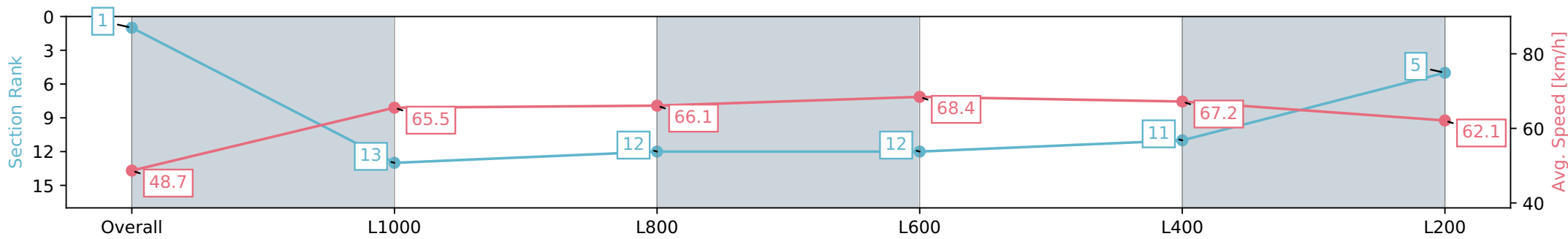
Race 8: City of Marion Stakes - 1200m

24 February 2024 - 4:39PM

Track Rating: Good 4, Weather: Fine, Rail Position: +8m 1200m-W/Post; +5m Remainder. Sectional 610m



Section	Overall	L1000	L800	L600	L400	L200
Section Times	1:09.93 [1] (0:14.79)	0:55.14 [13] (0:11.00)	0:44.14 [12] (0:11.04)	0:33.10 [12] (0:10.71)	0:22.39 [11] (0:10.79)	0:11.60 [5] (0:11.60)
Average Speed [km/h]	48.7	65.5	66.1	68.4	67.2	62.1
Top Speed [km/h]	63.9	66.0	67.3	69.2	68.6	65.4
Avg. Dist. to Rail [m]	10.0	4.5	3.6	3.5	7.2	6.8
Avg. Stride Freq. [Hz]	2.2	2.4	2.4	2.4	2.4	2.4
Avg. Stride Length [m]	6.0	7.7	7.8	7.8	7.6	7.3



- [ ] Ranking at each section and finish
- :-:- No data available at this section
- NA No data available

Horse/Jockey Name	GRINZINGER PRINCE
Finish Rank	2
Fastest Section Time (Section)	0:10.75 (L600)
Top Speed [km/h] (Section)	68.2 (L600)
Race State	Finished



Morphettville SA - Professional

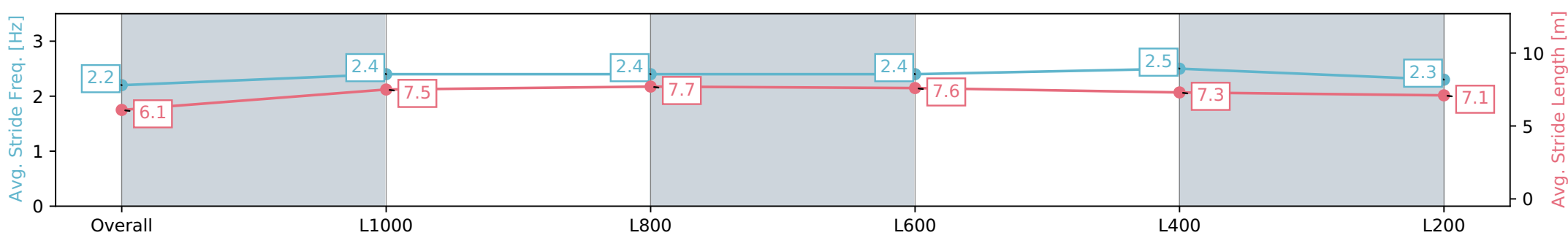
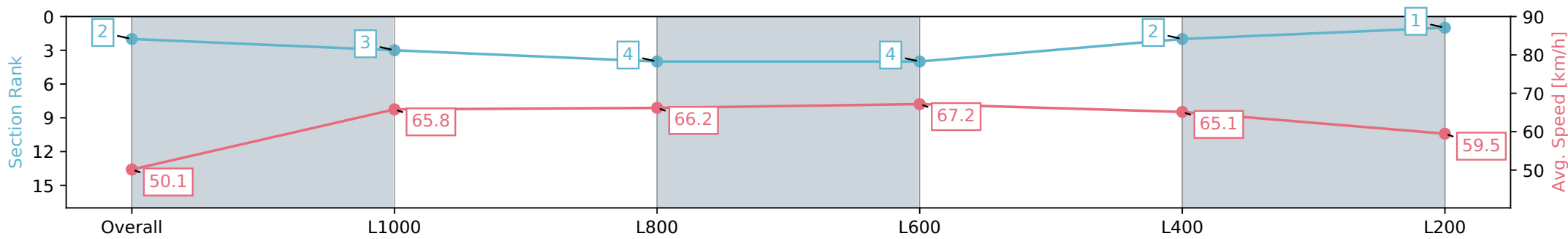
Race 8: City of Marion Stakes - 1200m

24 February 2024 - 4:39PM

Track Rating: Good 4, Weather: Fine, Rail Position: +8m 1200m-W/ Post; +5m Remainder. Sectional 610m



Section	Overall	L1000	L800	L600	L400	L200
Section Times	1:10.10 [2] (0:14.35)	0:55.75 [3] (0:10.95)	0:44.80 [4] (0:10.91)	0:33.89 [4] (0:10.75)	0:23.14 [2] (0:11.03)	0:12.11 [1] (0:12.11)
Average Speed [km/h]	50.1	65.8	66.2	67.2	65.1	59.5
Top Speed [km/h]	64.1	66.3	67.8	68.2	66.7	64.5
Avg. Dist. to Rail [m]	2.8	1.3	0.9	0.7	0.5	1.6
Avg. Stride Freq. [Hz]	2.2	2.4	2.4	2.4	2.5	2.3
Avg. Stride Length [m]	6.1	7.5	7.7	7.6	7.3	7.1



- [ ] Ranking at each section and finish
- :-:- No data available at this section
- NA No data available

Horse/Jockey Name	MY KHALIFA
Finish Rank	3
Fastest Section Time (Section)	0:10.71 (L600)
Top Speed [km/h] (Section)	68.8 (L600)
Race State	Finished



Morphettville SA - Professional

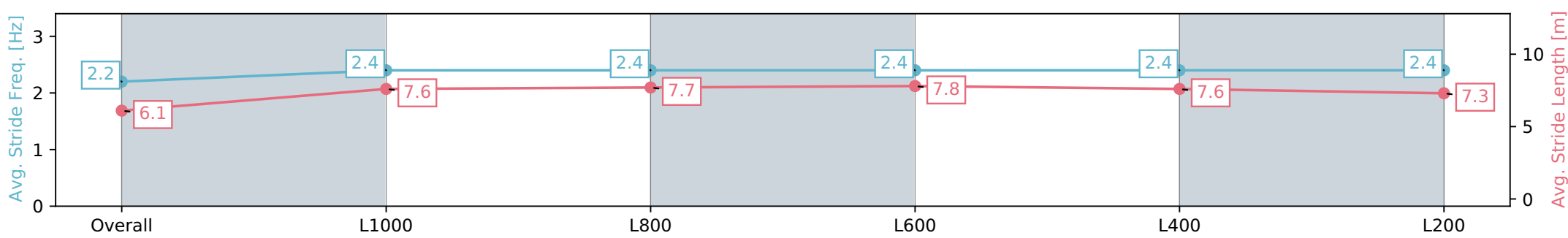
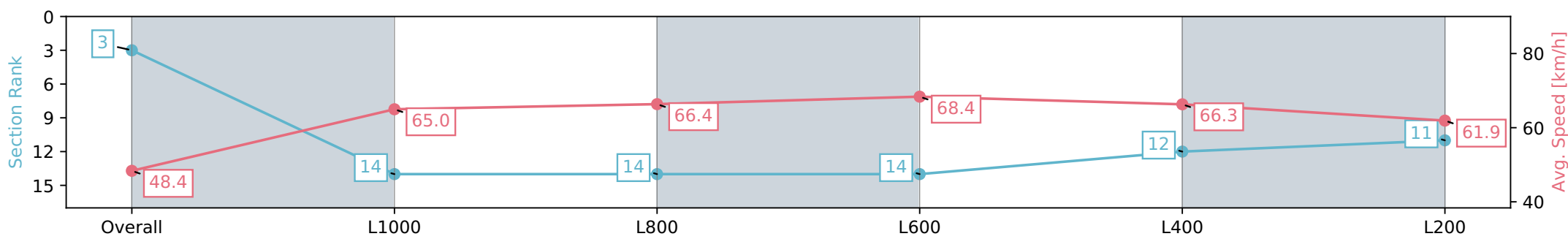
Race 8: City of Marion Stakes - 1200m

24 February 2024 - 4:39PM

Track Rating: Good 4, Weather: Fine, Rail Position: +8m 1200m-W/  
Post; +5m Remainder. Sectional 610m



Section	Overall	L1000	L800	L600	L400	L200
Section Times	1:10.24 [3] (0:14.90)	0:55.34 [14] (0:11.09)	0:44.25 [14] (0:10.99)	0:33.26 [14] (0:10.71)	0:22.55 [12] (0:10.93)	0:11.62 [11] (0:11.62)
Average Speed [km/h]	48.4	65.0	66.4	68.4	66.3	61.9
Top Speed [km/h]	63.1	65.9	67.0	68.8	68.1	65.7
Avg. Dist. to Rail [m]	10.9	4.0	3.3	3.2	6.6	7.5
Avg. Stride Freq. [Hz]	2.2	2.4	2.4	2.4	2.4	2.4
Avg. Stride Length [m]	6.1	7.6	7.7	7.8	7.6	7.3



- [ ] Ranking at each section and finish
- :-:- No data available at this section
- NA No data available

Horse/Jockey Name	AIR ASSAULT
Finish Rank	4
Fastest Section Time (Section)	0:10.87 (L1000)
Top Speed [km/h] (Section)	68.2 (L800)
Race State	Finished



Morphettville SA - Professional

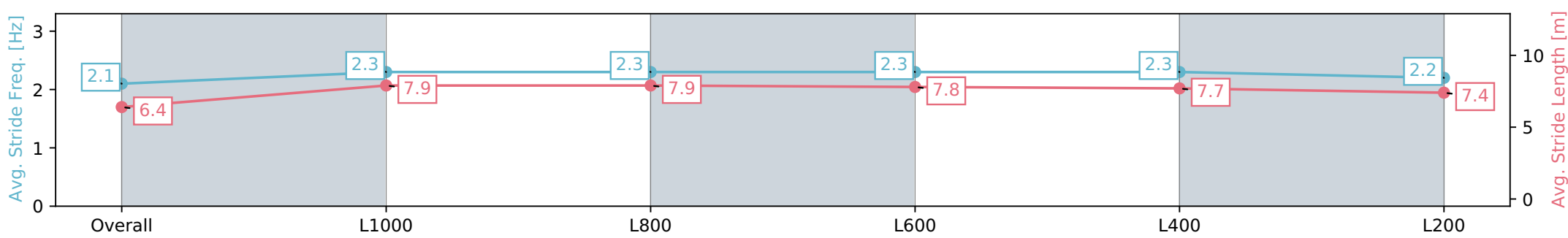
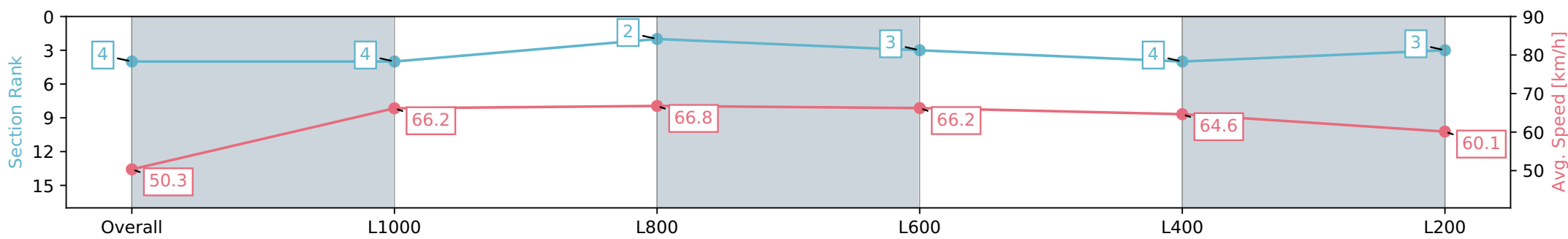
Race 8: City of Marion Stakes - 1200m

24 February 2024 - 4:39PM

Track Rating: Good 4, Weather: Fine, Rail Position: +8m 1200m-W/  
Post; +5m Remainder. Sectional 610m



Section	Overall	L1000	L800	L600	L400	L200
Section Times	1:10.24 [4] (0:14.35)	0:55.89 [4] (0:10.87)	0:45.02 [2] (0:10.88)	0:34.14 [3] (0:10.99)	0:23.15 [4] (0:11.16)	0:11.99 [3] (0:11.99)
Average Speed [km/h]	50.3	66.2	66.8	66.2	64.6	60.1
Top Speed [km/h]	64.5	67.8	68.2	67.9	66.6	63.5
Avg. Dist. to Rail [m]	7.3	3.5	2.5	2.2	3.0	1.5
Avg. Stride Freq. [Hz]	2.1	2.3	2.3	2.3	2.3	2.2
Avg. Stride Length [m]	6.4	7.9	7.9	7.8	7.7	7.4



- [ ] Ranking at each section and finish
- :-:- No data available at this section
- NA No data available

Horse/Jockey Name	PARTY PRINCESS
Finish Rank	5
Fastest Section Time (Section)	0:10.77 (L600)
Top Speed [km/h] (Section)	68.1 (L600)
Race State	Finished



Morphettville SA - Professional

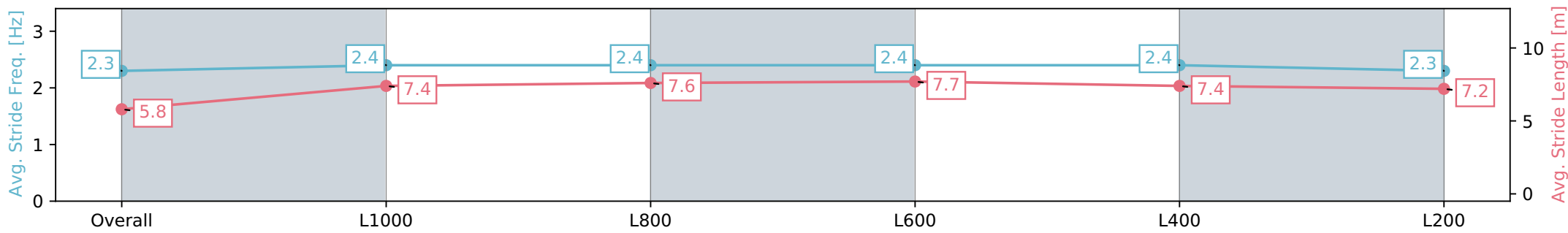
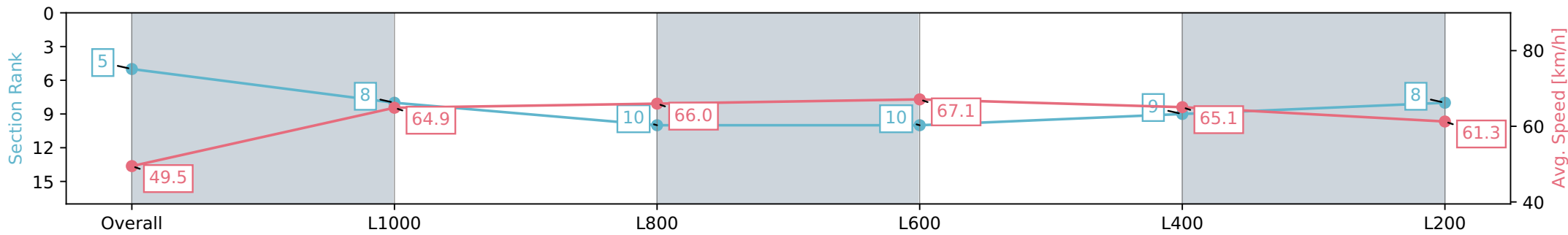
Race 8: City of Marion Stakes - 1200m

24 February 2024 - 4:39PM

Track Rating: Good 4, Weather: Fine, Rail Position: +8m 1200m-W/ Post; +5m Remainder. Sectional 610m



Section	Overall	L1000	L800	L600	L400	L200
Section Times	1:10.27 [5] (0:14.53)	0:55.74 [8] (0:11.11)	0:44.63 [10] (0:11.01)	0:33.62 [10] (0:10.77)	0:22.85 [9] (0:11.09)	0:11.76 [8] (0:11.76)
Average Speed [km/h]	49.5	64.9	66.0	67.1	65.1	61.3
Top Speed [km/h]	63.9	66.0	67.0	68.1	67.4	63.1
Avg. Dist. to Rail [m]	6.2	2.8	2.3	0.7	2.7	3.7
Avg. Stride Freq. [Hz]	2.3	2.4	2.4	2.4	2.4	2.3
Avg. Stride Length [m]	5.8	7.4	7.6	7.7	7.4	7.2



- [ ] Ranking at each section and finish
- :-:- No data available at this section
- NA No data available

Horse/Jockey Name	MISS ICELANDIC
Finish Rank	6
Fastest Section Time (Section)	0:10.87 (L1000)
Top Speed [km/h] (Section)	66.7 (L1000)
Race State	Finished



Morphettville SA - Professional

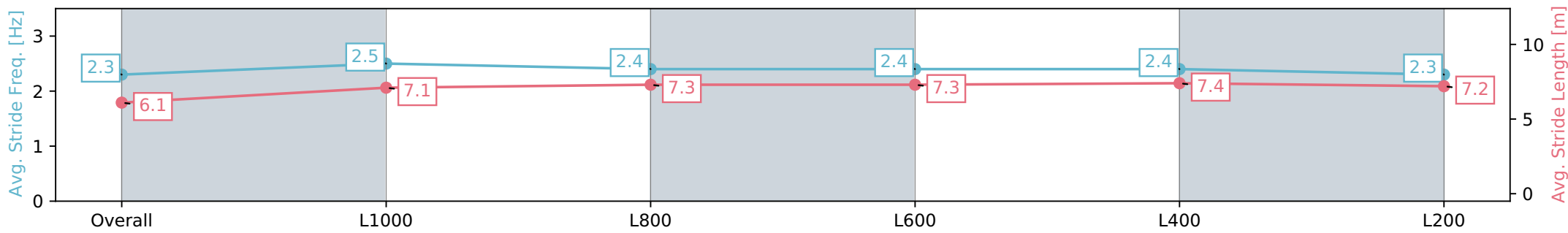
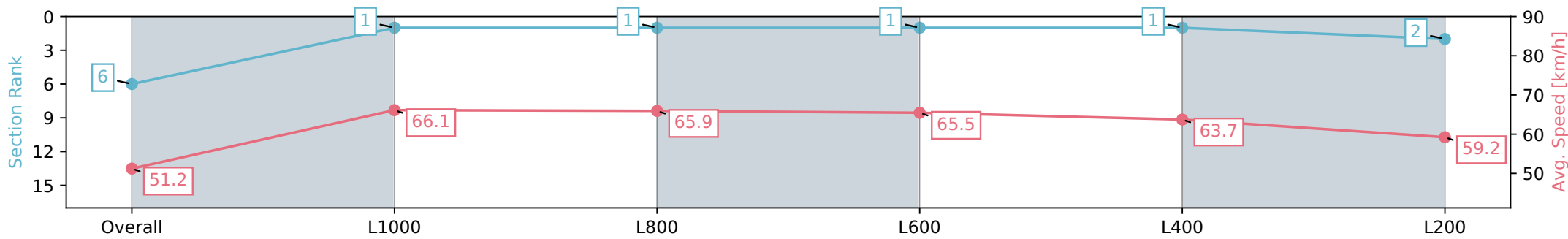
Race 8: City of Marion Stakes - 1200m

24 February 2024 - 4:39PM

Track Rating: Good 4, Weather: Fine, Rail Position: +8m 1200m-W/ Post; +5m Remainder. Sectional 610m



Section	Overall	L1000	L800	L600	L400	L200
Section Times	1:10.28 [6] (0:14.08)	0:56.20 [1] (0:10.87)	0:45.33 [1] (0:10.92)	0:34.41 [1] (0:10.97)	0:23.44 [1] (0:11.30)	0:12.14 [2] (0:12.14)
Average Speed [km/h]	51.2	66.1	65.9	65.5	63.7	59.2
Top Speed [km/h]	65.7	66.7	66.4	66.1	64.9	62.3
Avg. Dist. to Rail [m]	1.6	0.3	0.2	0.4	0.3	0.3
Avg. Stride Freq. [Hz]	2.3	2.5	2.4	2.4	2.4	2.3
Avg. Stride Length [m]	6.1	7.1	7.3	7.3	7.4	7.2



- [ ] Ranking at each section and finish
- :-:- No data available at this section
- NA No data available



Horse/Jockey Name	TURF DECISION
Finish Rank	7
Fastest Section Time (Section)	0:10.91 (L1000)
Top Speed [km/h] (Section)	67.1 (L800)
Race State	Finished



Morphettville SA - Professional

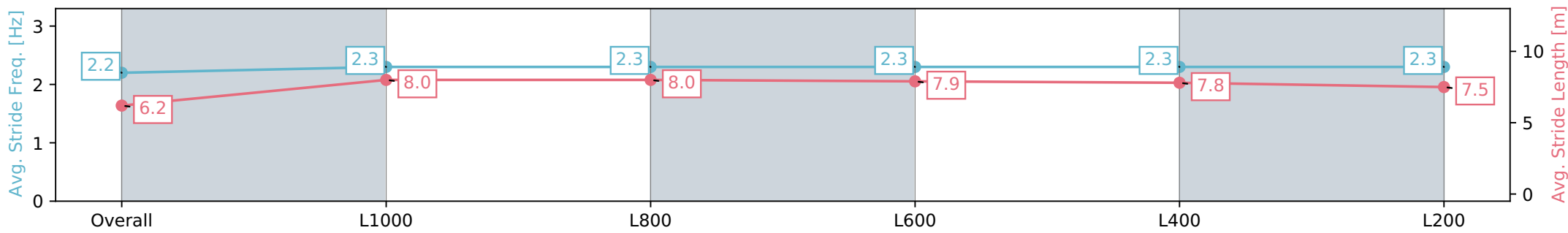
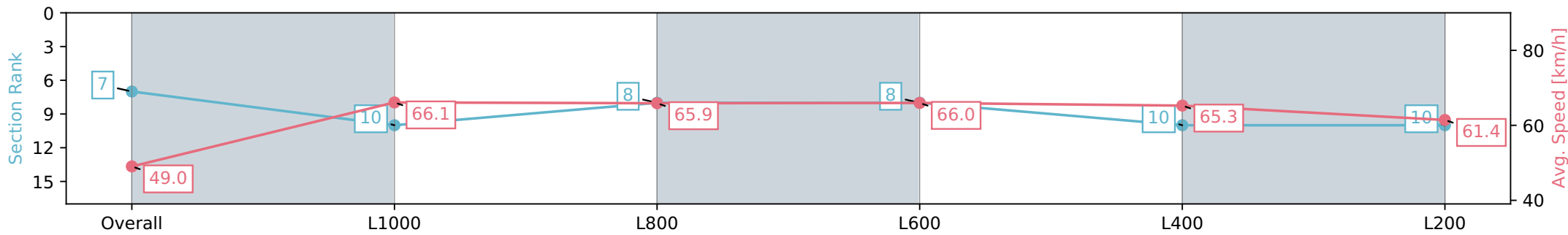
Race 8: City of Marion Stakes - 1200m

24 February 2024 - 4:39PM

Track Rating: Good 4, Weather: Fine, Rail Position: +8m 1200m-W/ Post; +5m Remainder. Sectional 610m



Section	Overall	L1000	L800	L600	L400	L200
Section Times	1:10.28 [7] (0:14.67)	0:55.61 [10] (0:10.91)	0:44.70 [8] (0:10.96)	0:33.74 [8] (0:10.97)	0:22.77 [10] (0:11.04)	0:11.73 [10] (0:11.73)
Average Speed [km/h]	49.0	66.1	65.9	66.0	65.3	61.4
Top Speed [km/h]	65.8	66.6	67.1	66.9	66.2	64.6
Avg. Dist. to Rail [m]	2.3	1.3	1.2	0.9	2.0	1.4
Avg. Stride Freq. [Hz]	2.2	2.3	2.3	2.3	2.3	2.3
Avg. Stride Length [m]	6.2	8.0	8.0	7.9	7.8	7.5



- [ ] Ranking at each section and finish
- :-:- No data available at this section
- NA No data available

Horse/Jockey Name	LARIMER STREET
Finish Rank	8
Fastest Section Time (Section)	0:10.86 (L600)
Top Speed [km/h] (Section)	68.1 (L600)
Race State	Finished



Morphettville SA - Professional

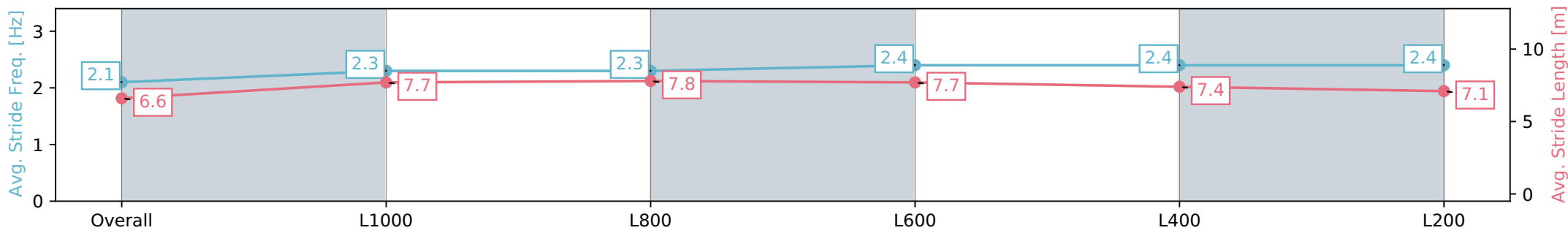
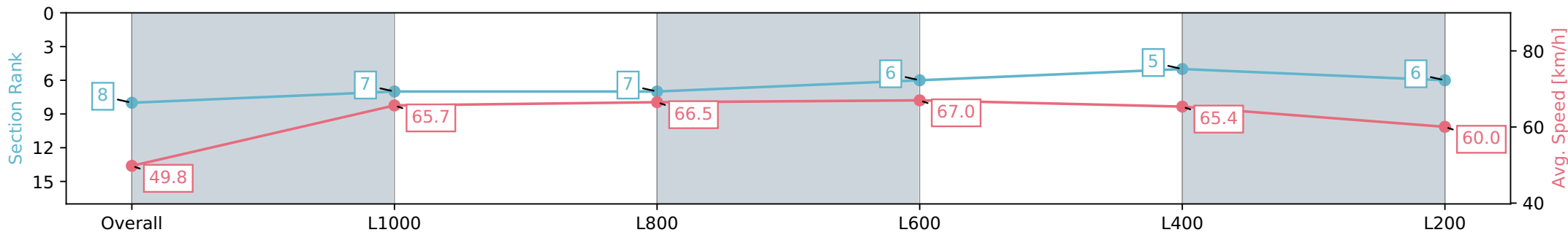
Race 8: City of Marion Stakes - 1200m

24 February 2024 - 4:39PM

Track Rating: Good 4, Weather: Fine, Rail Position: +8m 1200m-W/ Post; +5m Remainder. Sectional 610m



Section	Overall	L1000	L800	L600	L400	L200
Section Times	1:10.30 [8] (0:14.47)	0:55.83 [7] (0:10.95)	0:44.88 [7] (0:10.96)	0:33.92 [6] (0:10.86)	0:23.06 [5] (0:11.09)	0:11.97 [6] (0:11.97)
Average Speed [km/h]	49.8	65.7	66.5	67.0	65.4	60.0
Top Speed [km/h]	64.7	67.6	67.1	68.1	66.9	64.2
Avg. Dist. to Rail [m]	5.4	3.0	2.6	2.3	5.5	4.7
Avg. Stride Freq. [Hz]	2.1	2.3	2.3	2.4	2.4	2.4
Avg. Stride Length [m]	6.6	7.7	7.8	7.7	7.4	7.1



- [ ] Ranking at each section and finish
- :-:- No data available at this section
- NA No data available

Horse/Jockey Name	CHICAGO STORM
Finish Rank	9
Fastest Section Time (Section)	0:10.84 (L600)
Top Speed [km/h] (Section)	68.1 (L600)
Race State	Finished



Morphettville SA - Professional

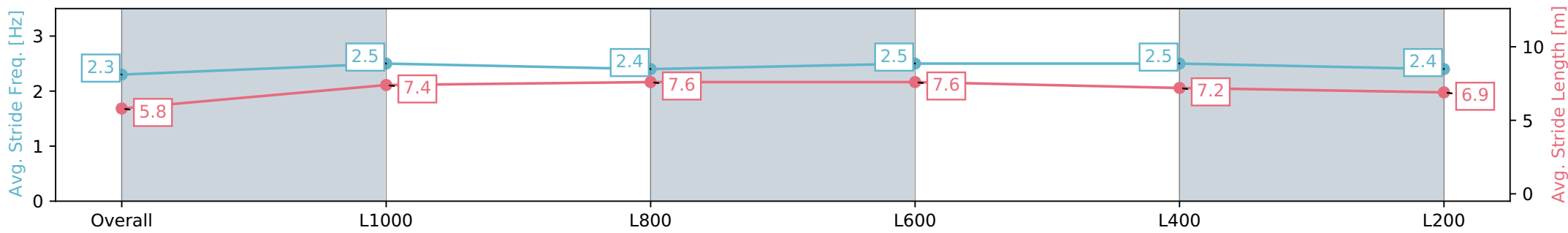
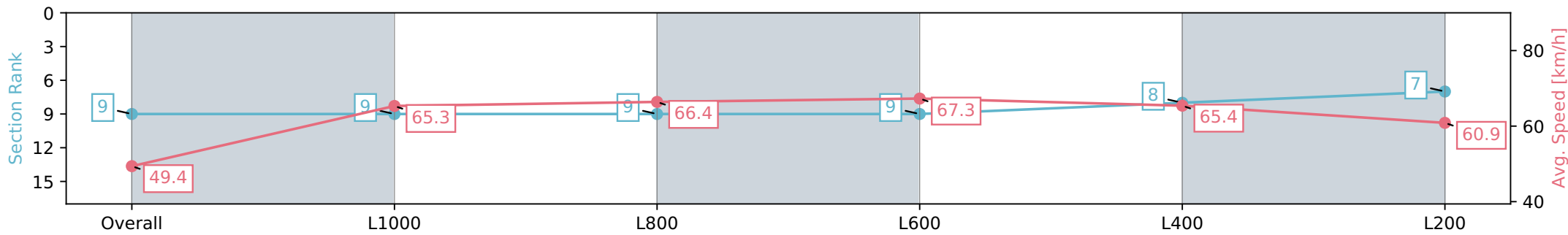
Race 8: City of Marion Stakes - 1200m

24 February 2024 - 4:39PM

Track Rating: Good 4, Weather: Fine, Rail Position: +8m 1200m-W/  
Post; +5m Remainder. Sectional 610m



Section	Overall	L1000	L800	L600	L400	L200
Section Times	1:10.33 [9] (0:14.57)	0:55.75 [9] (0:11.02)	0:44.73 [9] (0:10.97)	0:33.76 [9] (0:10.84)	0:22.92 [8] (0:11.09)	0:11.83 [7] (0:11.83)
Average Speed [km/h]	49.4	65.3	66.4	67.3	65.4	60.9
Top Speed [km/h]	64.7	65.7	67.3	68.1	66.6	63.5
Avg. Dist. to Rail [m]	8.3	4.1	3.2	2.6	6.2	6.7
Avg. Stride Freq. [Hz]	2.3	2.5	2.4	2.5	2.5	2.4
Avg. Stride Length [m]	5.8	7.4	7.6	7.6	7.2	6.9



- [ ] Ranking at each section and finish
- :-:- No data available at this section
- NA No data available

Horse/Jockey Name	STRUCK BY
Finish Rank	10
Fastest Section Time (Section)	0:10.84 (L800)
Top Speed [km/h] (Section)	67.6 (L800)
Race State	Finished



Morphettville SA - Professional

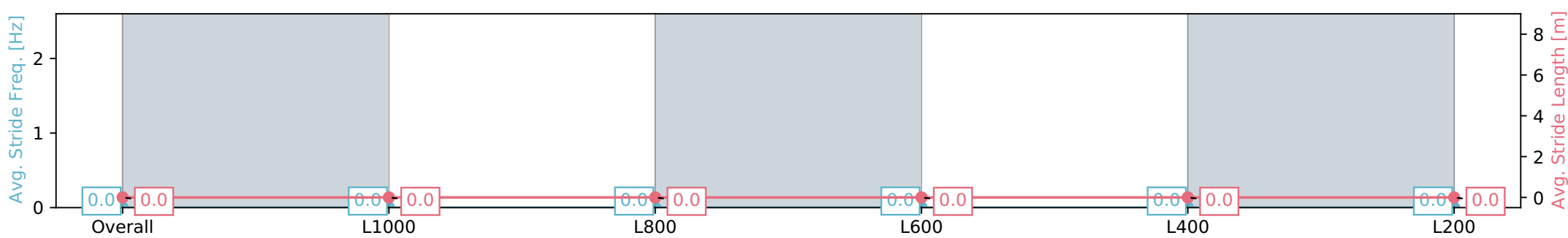
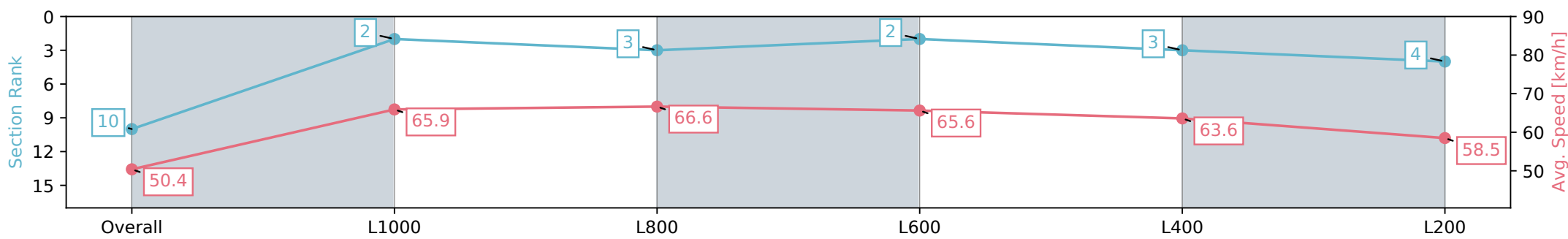
Race 8: City of Marion Stakes - 1200m

24 February 2024 - 4:39PM

Track Rating: Good 4, Weather: Fine, Rail Position: +8m 1200m-W/ Post; +5m Remainder. Sectional 610m



Section	Overall	L1000	L800	L600	L400	L200
Section Times	1:10.63 [10] (0:14.31)	0:56.32 [2] (0:10.91)	0:45.41 [3] (0:10.84)	0:34.57 [2] (0:10.92)	0:23.65 [3] (0:11.34)	0:12.31 [4] (0:12.31)
Average Speed [km/h]	50.4	65.9	66.6	65.6	63.6	58.5
Top Speed [km/h]	64.5	67.3	67.6	67.2	65.4	61.8
Avg. Dist. to Rail [m]	3.8	1.7	0.8	0.7	1.5	2.0
Avg. Stride Freq. [Hz]	0.0	0.0	0.0	0.0	0.0	0.0
Avg. Stride Length [m]	0.0	0.0	0.0	0.0	0.0	0.0



- [ ] Ranking at each section and finish
- :-:- No data available at this section
- NA No data available

Horse/Jockey Name	MANHATTEN TIMES
Finish Rank	11
Fastest Section Time (Section)	0:10.94 (L600)
Top Speed [km/h] (Section)	69.1 (L600)
Race State	Finished



Morphettville SA - Professional

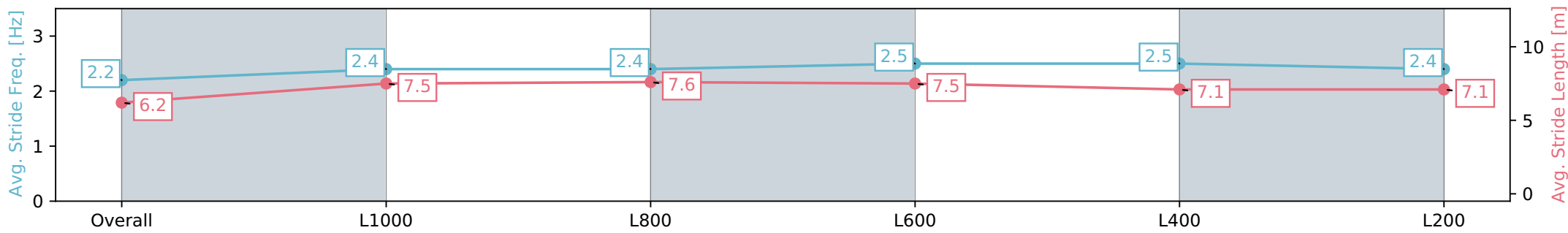
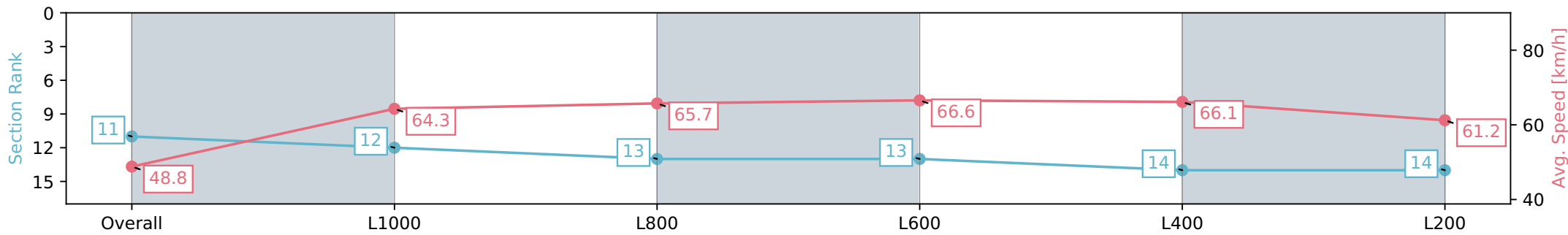
Race 8: City of Marion Stakes - 1200m

24 February 2024 - 4:39PM

Track Rating: Good 4, Weather: Fine, Rail Position: +8m 1200m-W/  
Post; +5m Remainder. Sectional 610m



Section	Overall	L1000	L800	L600	L400	L200
Section Times	1:10.67 [11] (0:14.74)	0:55.93 [12] (0:11.20)	0:44.73 [13] (0:11.04)	0:33.69 [13] (0:10.94)	0:22.75 [14] (0:11.04)	0:11.71 [14] (0:11.71)
Average Speed [km/h]	48.8	64.3	65.7	66.6	66.1	61.2
Top Speed [km/h]	63.8	66.2	68.2	69.1	67.8	67.4
Avg. Dist. to Rail [m]	9.4	3.4	2.3	3.0	5.3	6.2
Avg. Stride Freq. [Hz]	2.2	2.4	2.4	2.5	2.5	2.4
Avg. Stride Length [m]	6.2	7.5	7.6	7.5	7.1	7.1



- [ ] Ranking at each section and finish
- :-:- No data available at this section
- NA No data available

Horse/Jockey Name	MISS TAKE
Finish Rank	12
Fastest Section Time (Section)	0:10.82 (L600)
Top Speed [km/h] (Section)	67.3 (L800)
Race State	Finished



Morphettville SA - Professional

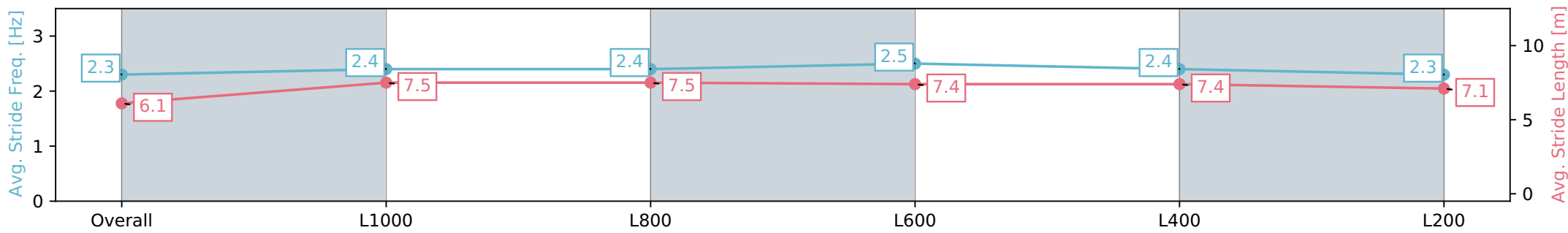
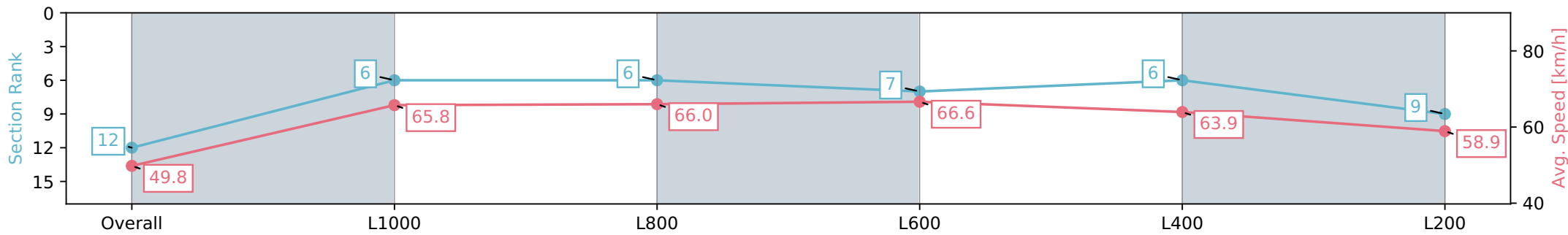
Race 8: City of Marion Stakes - 1200m

24 February 2024 - 4:39PM

Track Rating: Good 4, Weather: Fine, Rail Position: +8m 1200m-W/ Post; +5m Remainder. Sectional 610m



Section	Overall	L1000	L800	L600	L400	L200
Section Times	1:10.72 [12] (0:14.44)	0:56.28 [6] (0:10.96)	0:45.32 [6] (0:11.02)	0:34.30 [7] (0:10.82)	0:23.48 [6] (0:11.27)	0:12.21 [9] (0:12.21)
Average Speed [km/h]	49.8	65.8	66.0	66.6	63.9	58.9
Top Speed [km/h]	65.0	67.1	67.3	67.2	66.5	62.0
Avg. Dist. to Rail [m]	4.1	3.0	2.6	0.6	0.3	0.8
Avg. Stride Freq. [Hz]	2.3	2.4	2.4	2.5	2.4	2.3
Avg. Stride Length [m]	6.1	7.5	7.5	7.4	7.4	7.1



- [ ] Ranking at each section and finish
- :-:- No data available at this section
- NA No data available

Horse/Jockey Name	ROCKSTAR MEGGSY
Finish Rank	13
Fastest Section Time (Section)	0:10.96 (L600)
Top Speed [km/h] (Section)	66.8 (L800)
Race State	Finished



Morphettville SA - Professional

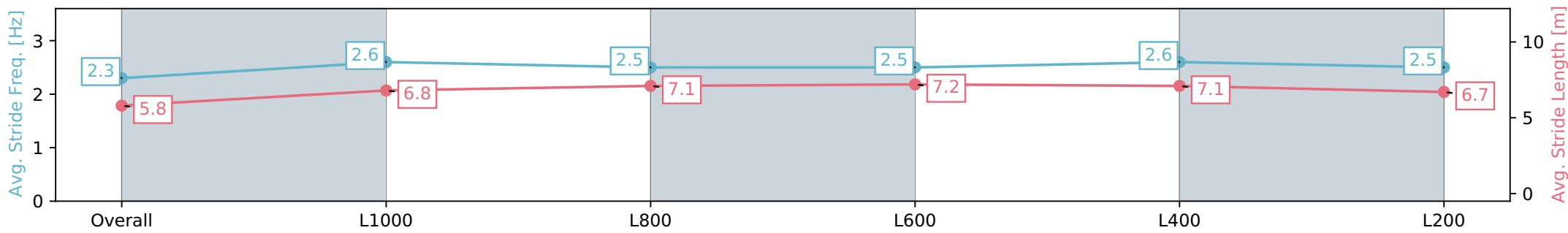
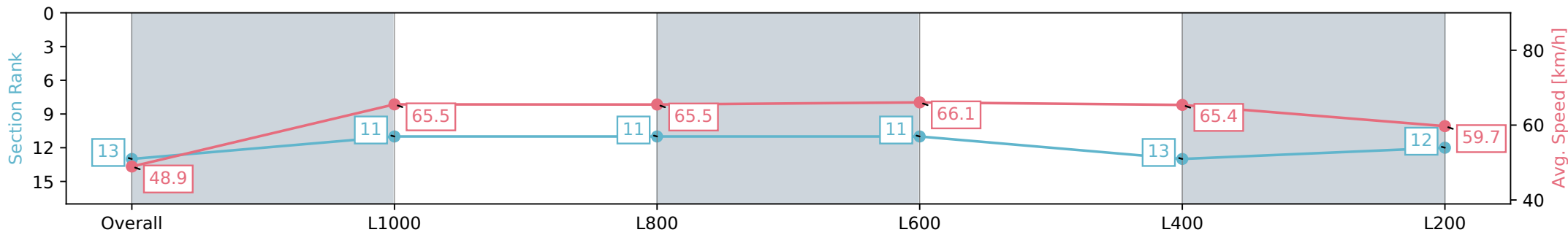
Race 8: City of Marion Stakes - 1200m

24 February 2024 - 4:39PM

Track Rating: Good 4, Weather: Fine, Rail Position: +8m 1200m-W/  
Post; +5m Remainder. Sectional 610m



Section	Overall	L1000	L800	L600	L400	L200
Section Times	1:10.81 [13] (0:14.71)	0:56.10 [11] (0:10.99)	0:45.11 [11] (0:11.07)	0:34.04 [11] (0:10.96)	0:23.08 [13] (0:11.03)	0:12.05 [12] (0:12.05)
Average Speed [km/h]	48.9	65.5	65.5	66.1	65.4	59.7
Top Speed [km/h]	64.4	66.2	66.8	66.7	66.6	63.0
Avg. Dist. to Rail [m]	4.7	2.0	1.7	1.3	1.7	1.0
Avg. Stride Freq. [Hz]	2.3	2.6	2.5	2.5	2.6	2.5
Avg. Stride Length [m]	5.8	6.8	7.1	7.2	7.1	6.7



- [ ] Ranking at each section and finish
- :-:- No data available at this section
- NA No data available

Horse/Jockey Name	PICARGO
Finish Rank	14
Fastest Section Time (Section)	0:10.99 (L1000)
Top Speed [km/h] (Section)	67.0 (L1000)
Race State	Finished



Morphettville SA - Professional

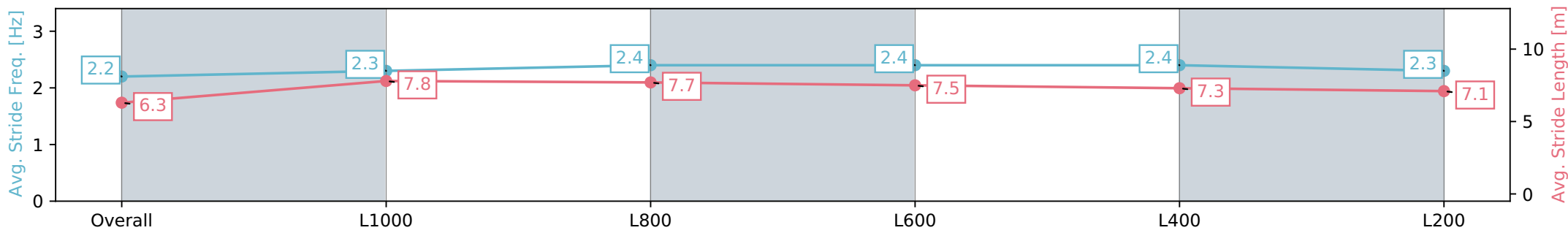
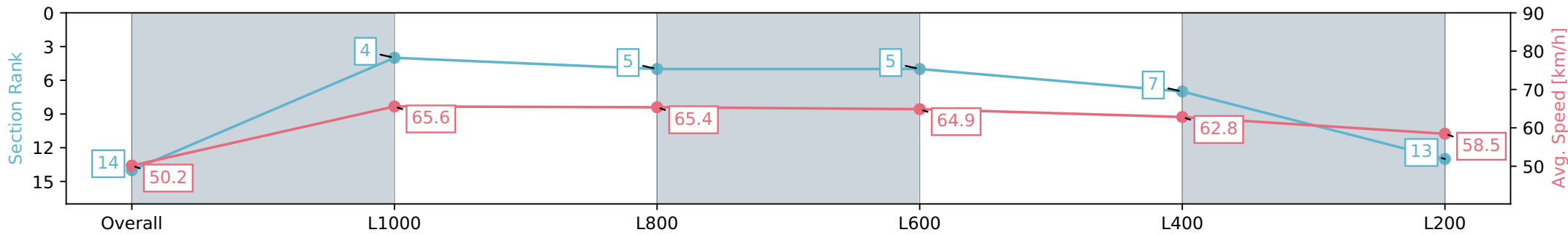
Race 8: City of Marion Stakes - 1200m

24 February 2024 - 4:39PM

Track Rating: Good 4, Weather: Fine, Rail Position: +8m 1200m-W/  
Post; +5m Remainder. Sectional 610m



Section	Overall	L1000	L800	L600	L400	L200
Section Times	1:11.17 [14] (0:14.35)	0:56.82 [4] (0:10.99)	0:45.83 [5] (0:11.00)	0:34.83 [5] (0:11.07)	0:23.76 [7] (0:11.44)	0:12.32 [13] (0:12.32)
Average Speed [km/h]	50.2	65.6	65.4	64.9	62.8	58.5
Top Speed [km/h]	65.0	67.0	66.4	65.7	64.0	61.8
Avg. Dist. to Rail [m]	1.5	0.2	0.2	0.5	1.2	0.9
Avg. Stride Freq. [Hz]	2.2	2.3	2.4	2.4	2.4	2.3
Avg. Stride Length [m]	6.3	7.8	7.7	7.5	7.3	7.1



- [ ] Ranking at each section and finish
- :-:- No data available at this section
- NA No data available