



Morphettville SA  
 Race 2: The Fotobase Group Handicap - 1800m  
 24 February 2024 - 1:02PM



Track Rating: Good 4, Weather: Fine, Rail Position: +8m 1200m-W/Post; +5m  
 Remainder. Sectional 610m

Section								Overall	L1600	L1400	L1200	L1000	L800		
Field Times								1:50.65 (0:14.89)	1:35.76 (0:11.56)	1:24.19 (0:12.00)	1:12.19 (0:12.56)	0:59.63 (0:12.31)	0:47.32 (0:11.69)		
Position	#	Horse/Jockey	Barrier	Top Speed [km/h]	Fastest Section	First 400m								Distance Travelled From Winner [m]	
1	3	MARIMENKO Jake Toeroek	5	64.2 600-400	0:11.44 600-400	0:26.81	1:50.65 (0:15.02)	1:35.63 [2] (0:11.79)	1:23.84 [3] (0:12.34)	1:11.50 [3] (0:12.49)	0:59.01 [3] (0:12.22)	0:46.79 [4] (0:11.59)			
2	9	SALUTE THE STARS Alana Livesey	2	64.5 1800-1600	0:11.43 1600-1400	0:26.46	1:50.85 (0:15.03)	1:35.82 [3] (0:11.43)	1:24.39 [1] (0:12.00)	1:12.39 [1] (0:12.56)	0:59.83 [1] (0:12.31)	0:47.52 [1] (0:11.69)	-3		
3	10	FOX D'OR Teagan Voorham	10	64.8 800-600	0:11.41 600-400	0:27.56	1:51.18 (0:15.66)	1:35.52 [8] (0:11.91)	1:23.61 [8] (0:12.17)	1:11.44 [9] (0:12.40)	0:59.04 [8] (0:12.14)	0:46.90 [8] (0:11.55)	+1		
4	4	WEST CLIFF Britney Wong	11	64.3 600-400	0:11.54 600-400	0:26.83	1:51.20 (0:15.13)	1:36.07 [4] (0:11.70)	1:24.37 [4] (0:12.38)	1:11.99 [4] (0:12.45)	0:59.54 [4] (0:12.18)	0:47.36 [3] (0:11.71)	+1		
5	8	JACKAND Jarrod Fry	6	64.6 800-600	0:11.44 600-400	0:27.28	1:51.21 (0:15.36)	1:35.85 [7] (0:11.92)	1:23.93 [7] (0:12.20)	1:11.73 [7] (0:12.41)	0:59.32 [6] (0:12.13)	0:47.19 [6] (0:11.54)	+2		
6	6	ANGASTON Jacob Opperman	3	63.8 600-400	0:11.46 600-400	0:27.06	1:51.25 (0:15.20)	1:36.05 [5] (0:11.86)	1:24.19 [5] (0:12.37)	1:11.82 [6] (0:12.48)	0:59.34 [7] (0:12.18)	0:47.16 [7] (0:11.59)	-2		
7	1	JENKINS Todd Pannell	1	63.3 800-600	0:11.42 600-400	0:27.07	1:51.30 (0:15.30)	1:36.00 [6] (0:11.77)	1:24.23 [6] (0:12.33)	1:11.90 [5] (0:12.42)	0:59.48 [5] (0:12.19)	0:47.29 [5] (0:11.62)	-6		
8	11	APPLIED Margaret Collett	7	64.0 600-400	0:11.39 600-400	0:27.65	1:51.60 (0:15.78)	1:35.82 [9] (0:11.87)	1:23.95 [9] (0:12.06)	1:11.89 [8] (0:12.46)	0:59.43 [9] (0:12.15)	0:47.28 [9] (0:11.63)	-5		
9	2	FRANKEL STAR Lachlan Neindorf	9	63.0 1600-1400	0:11.60 600-400	0:26.53	1:52.04 (0:14.88)	1:37.16 [1] (0:11.65)	1:25.51 [2] (0:12.25)	1:13.26 [2] (0:12.48)	1:00.78 [2] (0:12.25)	0:48.53 [2] (0:11.73)	-2		

Scratched: Bellman (#5), Space Equity (#7)



Morphettville SA  
 Race 2: The Fotobase Group Handicap - 1800m  
 24 February 2024 - 1:02PM



Track Rating: Good 4, Weather: Fine, Rail Position: +8m 1200m-W/Post; +5m  
 Remainder. Sectional 610m

Section Field Times				L600	L400	L200								
				0:35.62 (0:11.64)	0:23.98 (0:11.71)	0:12.26 (0:12.26)								
Position	#	Horse/Jockey	Barrier	Top Speed [km/h]	Fastest Section	First 400m				Margin			Distance Travelled From Winner [m]	
1	3	<b>MARIMENKO</b> Jake Toeroek	5	64.2 600-400	0:11.44 600-400	0:26.81	0:35.20 [3] (0:11.44)	0:23.76 [3] (0:11.54)	0:12.22 [2] (0:12.22)	1:50.65				
2	9	<b>SALUTE THE STARS</b> Alana Livesey	2	64.5 1800-1600	0:11.43 1600-1400	0:26.46	0:35.83 [1] (0:11.65)	0:24.18 [1] (0:11.71)	0:12.47 [1] (0:12.47)	1.2L				-3
3	10	<b>FOX D'OR</b> Teagan Voorham	10	64.8 800-600	0:11.41 600-400	0:27.56	0:35.35 [8] (0:11.41)	0:23.94 [8] (0:11.65)	0:12.29 [8] (0:12.28)	3.4L				+1
4	4	<b>WEST CLIFF</b> Britney Wong	11	64.3 600-400	0:11.54 600-400	0:26.83	0:35.65 [4] (0:11.54)	0:24.11 [6] (0:11.72)	0:12.39 [5] (0:12.39)	3.5L				+1
5	8	<b>JACKAND</b> Jarrod Fry	6	64.6 800-600	0:11.44 600-400	0:27.28	0:35.65 [5] (0:11.44)	0:24.21 [4] (0:11.80)	0:12.41 [4] (0:12.41)	3.6L				+2
6	6	<b>ANGASTON</b> Jacob Opperman	3	63.8 600-400	0:11.46 600-400	0:27.06	0:35.57 [7] (0:11.46)	0:24.11 [7] (0:11.66)	0:12.45 [3] (0:12.45)	3.9L				-2
7	1	<b>JENKINS</b> Todd Pannell	1	63.3 800-600	0:11.42 600-400	0:27.07	0:35.67 [6] (0:11.42)	0:24.25 [5] (0:11.79)	0:12.46 [7] (0:12.46)	4.2L				-6
8	11	<b>APPLIED</b> Margaret Collett	7	64.0 600-400	0:11.39 600-400	0:27.65	0:35.65 [9] (0:11.39)	0:24.26 [9] (0:11.74)	0:12.52 [9] (0:12.52)	6.1L				-5
9	2	<b>FRANKEL STAR</b> Lachlan Neindorf	9	63.0 1600-1400	0:11.60 600-400	0:26.53	0:36.80 [2] (0:11.60)	0:25.20 [2] (0:11.99)	0:13.21 [6] (0:13.21)	8.9L				-2

Scratched: Bellman (#5), Space Equity (#7)

- [ ] Position in running at each section and finish
- # Saddle cloth number
- :-:- No data available at this section
- Background shading for fastest section
- NA No data available

Horse/Jockey Name	MARIMENKO
Finish Rank	1
Fastest Section Time (Section)	0:11.44 (L600)
Top Speed [km/h] (Section)	64.2 (L600)
Race State	Finished



Morphettville SA - Professional

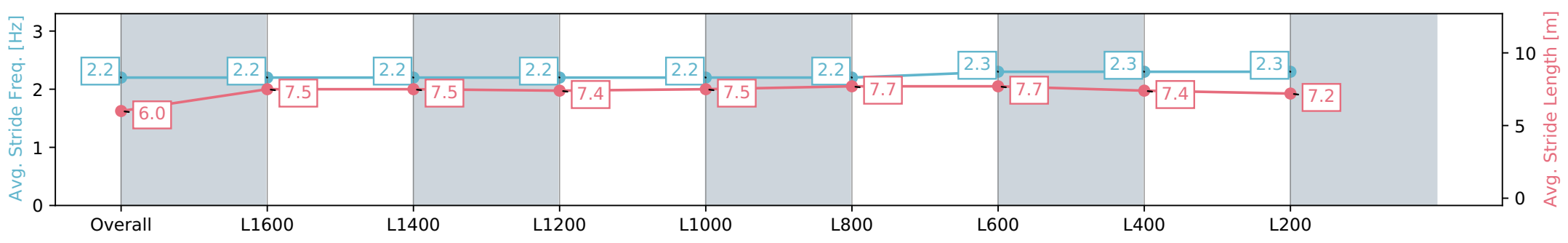
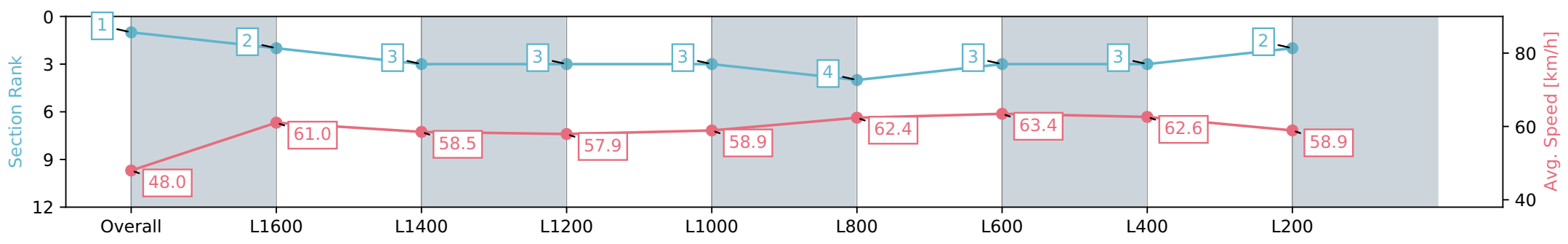
Race 2: The Fotobase Group Handicap - 1800m

24 February 2024 - 1:02PM



Track Rating: Good 4, Weather: Fine, Rail Position: +8m 1200m-W/  
Post; +5m Remainder. Sectional 610m

Section	Overall	L1600	L1400	L1200	L1000	L800	L600	L400	L200
Section Times	1:50.65 [1] (0:15.02)	1:35.63 [2] (0:11.79)	1:23.84 [3] (0:12.34)	1:11.50 [3] (0:12.49)	0:59.01 [3] (0:12.22)	0:46.79 [4] (0:11.59)	0:35.20 [3] (0:11.44)	0:23.76 [3] (0:11.54)	0:12.22 [2] (0:12.22)
Average Speed [km/h]	48.0	61.0	58.5	57.9	58.9	62.4	63.4	62.6	58.9
Top Speed [km/h]	62.7	62.0	60.1	58.8	60.9	63.8	64.2	63.7	62.2
Avg. Dist. to Rail [m]	4.7	2.5	1.0	1.4	2.0	1.1	1.7	2.7	2.8
Avg. Stride Freq. [Hz]	2.2	2.2	2.2	2.2	2.2	2.2	2.3	2.3	2.3
Avg. Stride Length [m]	6.0	7.5	7.5	7.4	7.5	7.7	7.7	7.4	7.2



- [ ] Ranking at each section and finish
- :-:- No data available at this section
- NA No data available

Horse/Jockey Name	SALUTE THE STARS
Finish Rank	2
Fastest Section Time (Section)	0:11.43 (L1600)
Top Speed [km/h] (Section)	64.5 (Overall)
Race State	Finished



Morphettville SA - Professional

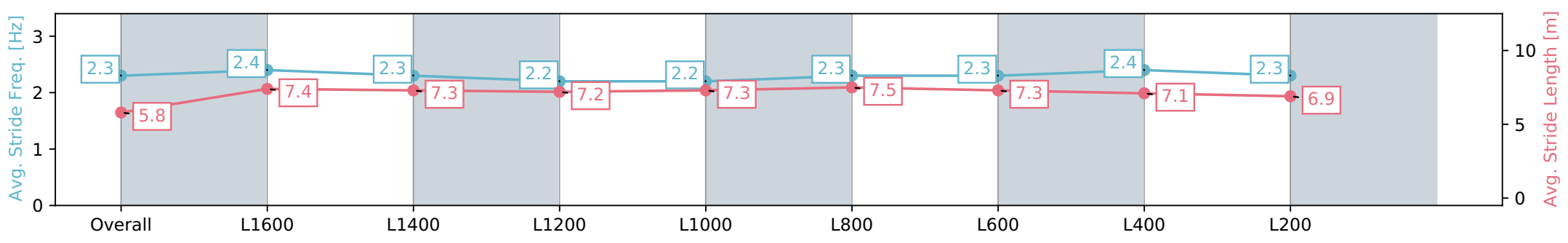
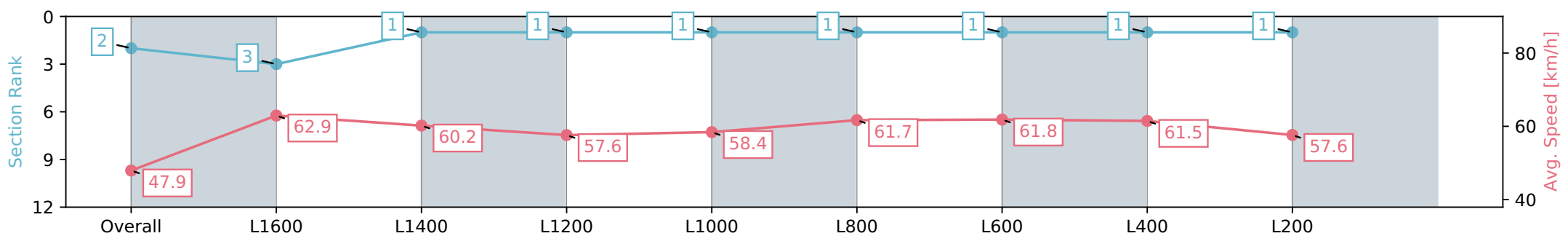
Race 2: The Fotobase Group Handicap - 1800m

24 February 2024 - 1:02PM

Track Rating: Good 4, Weather: Fine, Rail Position: +8m 1200m-W/  
Post; +5m Remainder. Sectional 610m



Section	Overall	L1600	L1400	L1200	L1000	L800	L600	L400	L200
Section Times	1:50.85 [2] (0:15.03)	1:35.82 [3] (0:11.43)	1:24.39 [1] (0:12.00)	1:12.39 [1] (0:12.56)	0:59.83 [1] (0:12.31)	0:47.52 [1] (0:11.69)	0:35.83 [1] (0:11.65)	0:24.18 [1] (0:11.71)	0:12.47 [1] (0:12.47)
Average Speed [km/h]	47.9	62.9	60.2	57.6	58.4	61.7	61.8	61.5	57.6
Top Speed [km/h]	64.5	64.4	62.9	59.2	60.6	62.8	63.3	62.1	60.6
Avg. Dist. to Rail [m]	2.6	1.5	1.1	0.9	1.1	0.4	0.2	0.7	1.5
Avg. Stride Freq. [Hz]	2.3	2.4	2.3	2.2	2.2	2.3	2.3	2.4	2.3
Avg. Stride Length [m]	5.8	7.4	7.3	7.2	7.3	7.5	7.3	7.1	6.9



- [ ] Ranking at each section and finish
- :-:- No data available at this section
- NA No data available

Horse/Jockey Name	FOX D'OR
Finish Rank	3
Fastest Section Time (Section)	0:11.41 (L600)
Top Speed [km/h] (Section)	64.8 (L800)
Race State	Finished



Morphettville SA - Professional

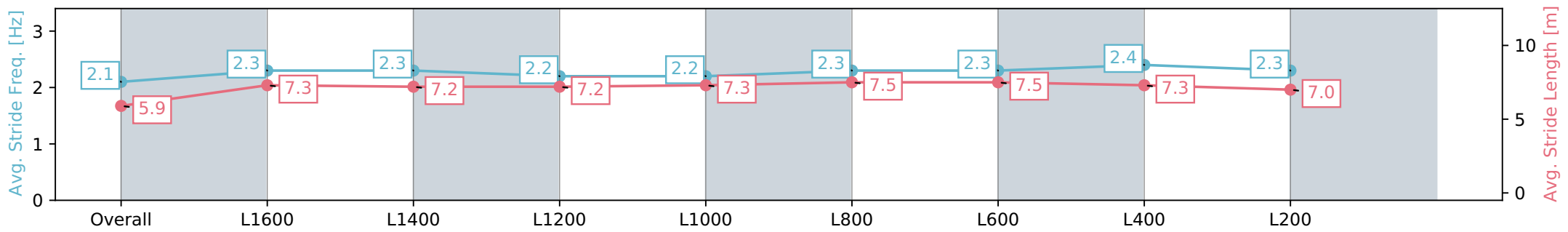
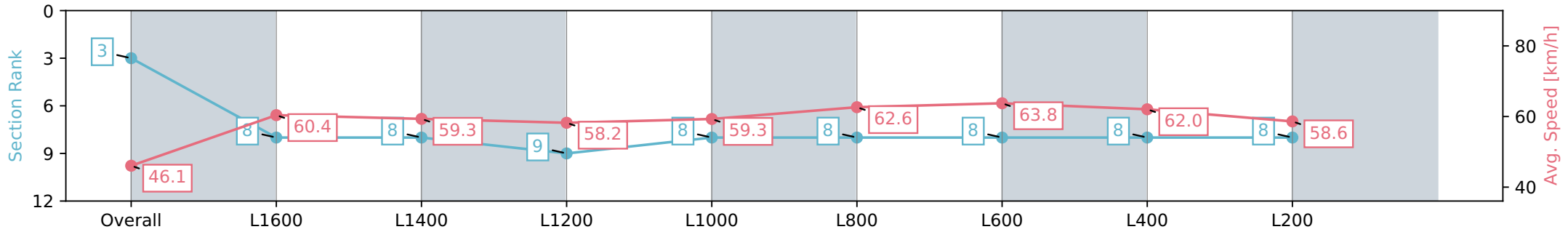
Race 2: The Fotobase Group Handicap - 1800m

24 February 2024 - 1:02PM

Track Rating: Good 4, Weather: Fine, Rail Position: +8m 1200m-W/  
Post; +5m Remainder. Sectional 610m



Section	Overall	L1600	L1400	L1200	L1000	L800	L600	L400	L200
Section Times	1:51.18 [3] (0:15.66)	1:35.52 [8] (0:11.91)	1:23.61 [8] (0:12.17)	1:11.44 [9] (0:12.40)	0:59.04 [8] (0:12.14)	0:46.90 [8] (0:11.55)	0:35.35 [8] (0:11.41)	0:23.94 [8] (0:11.65)	0:12.29 [8] (0:12.28)
Average Speed [km/h]	46.1	60.4	59.3	58.2	59.3	62.6	63.8	62.0	58.6
Top Speed [km/h]	60.0	61.3	60.2	59.0	61.0	64.8	64.7	63.2	61.1
Avg. Dist. to Rail [m]	6.5	2.3	1.1	1.0	2.0	1.5	2.0	4.8	5.0
Avg. Stride Freq. [Hz]	2.1	2.3	2.3	2.2	2.2	2.3	2.3	2.4	2.3
Avg. Stride Length [m]	5.9	7.3	7.2	7.2	7.3	7.5	7.5	7.3	7.0



Report Created: Sat 24 February 2024 13:59:33 GMT+11 (Note: Timing is based on positional data)

- [ ] Ranking at each section and finish
- :-:- No data available at this section
- NA No data available

Horse/Jockey Name	WEST CLIFF
Finish Rank	4
Fastest Section Time (Section)	0:11.54 (L600)
Top Speed [km/h] (Section)	64.3 (L600)
Race State	Finished



Morphettville SA - Professional

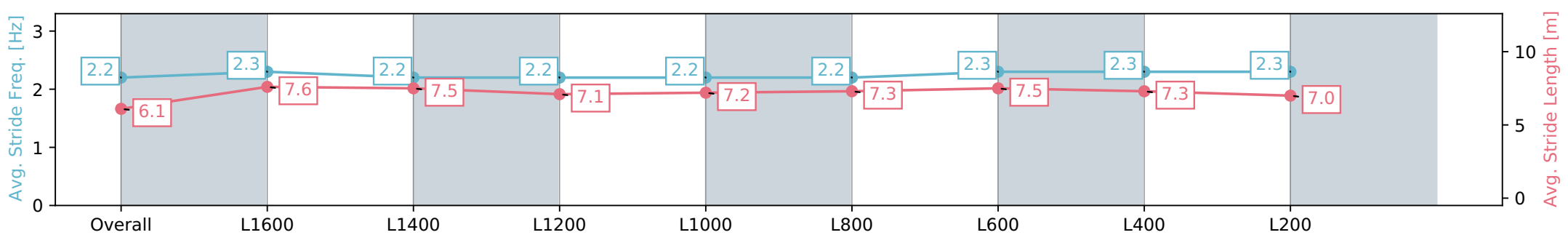
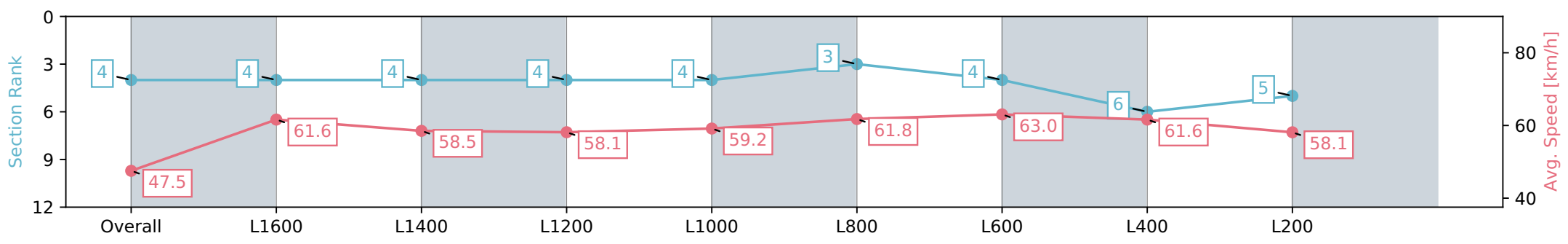
Race 2: The Fotobase Group Handicap - 1800m

24 February 2024 - 1:02PM



Track Rating: Good 4, Weather: Fine, Rail Position: +8m 1200m-W/ Post; +5m Remainder. Sectional 610m

Section	Overall	L1600	L1400	L1200	L1000	L800	L600	L400	L200
Section Times	1:51.20 [4] (0:15.13)	1:36.07 [4] (0:11.70)	1:24.37 [4] (0:12.38)	1:11.99 [4] (0:12.45)	0:59.54 [4] (0:12.18)	0:47.36 [3] (0:11.71)	0:35.65 [4] (0:11.54)	0:24.11 [6] (0:11.72)	0:12.39 [5] (0:12.39)
Average Speed [km/h]	47.5	61.6	58.5	58.1	59.2	61.8	63.0	61.6	58.1
Top Speed [km/h]	64.1	63.6	59.3	58.8	60.3	63.5	64.3	62.4	60.3
Avg. Dist. to Rail [m]	9.1	4.4	1.7	1.8	2.3	1.7	1.8	3.3	3.8
Avg. Stride Freq. [Hz]	2.2	2.3	2.2	2.2	2.2	2.2	2.3	2.3	2.3
Avg. Stride Length [m]	6.1	7.6	7.5	7.1	7.2	7.3	7.5	7.3	7.0



- [ ] Ranking at each section and finish
- :-:- No data available at this section
- NA No data available

Horse/Jockey Name	JACKAND
Finish Rank	5
Fastest Section Time (Section)	0:11.44 (L600)
Top Speed [km/h] (Section)	64.6 (L800)
Race State	Finished



Morphettville SA - Professional

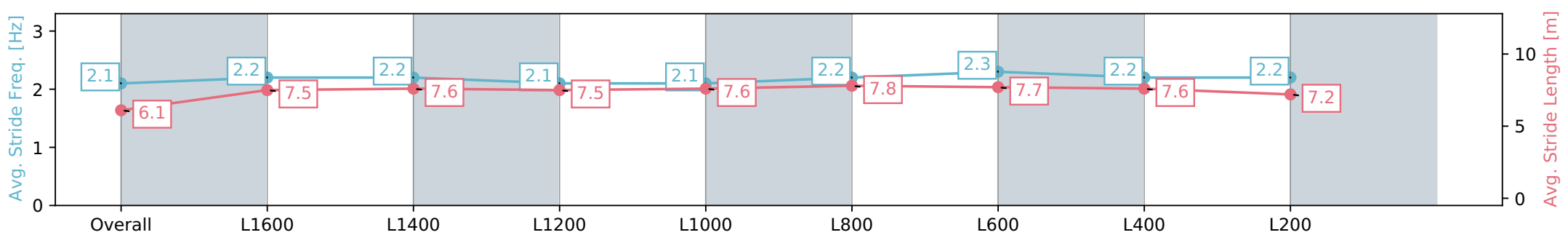
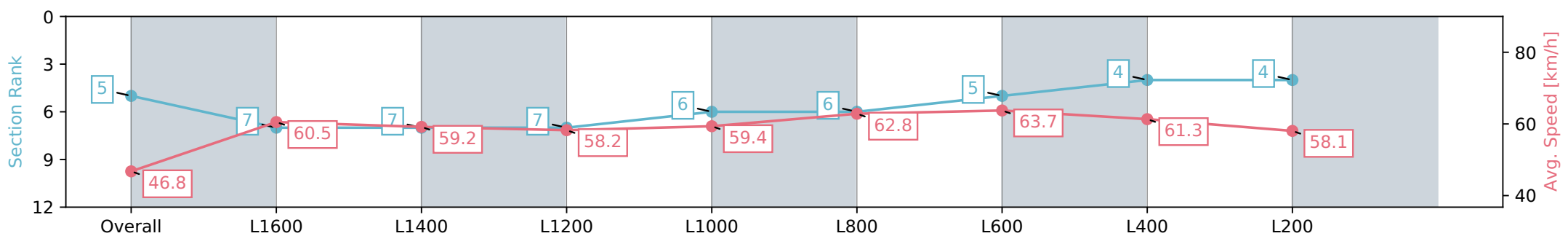
Race 2: The Fotobase Group Handicap - 1800m

24 February 2024 - 1:02PM



Track Rating: Good 4, Weather: Fine, Rail Position: +8m 1200m-W/  
Post; +5m Remainder. Sectional 610m

Section	Overall	L1600	L1400	L1200	L1000	L800	L600	L400	L200
Section Times	1:51.21 [5] (0:15.36)	1:35.85 [7] (0:11.92)	1:23.93 [7] (0:12.20)	1:11.73 [7] (0:12.41)	0:59.32 [6] (0:12.13)	0:47.19 [6] (0:11.54)	0:35.65 [5] (0:11.44)	0:24.21 [4] (0:11.80)	0:12.41 [4] (0:12.41)
Average Speed [km/h]	46.8	60.5	59.2	58.2	59.4	62.8	63.7	61.3	58.1
Top Speed [km/h]	60.5	62.1	59.8	58.8	61.3	64.6	64.6	62.4	60.2
Avg. Dist. to Rail [m]	5.3	2.5	1.0	1.2	1.9	1.7	2.7	4.5	5.2
Avg. Stride Freq. [Hz]	2.1	2.2	2.2	2.1	2.1	2.2	2.3	2.2	2.2
Avg. Stride Length [m]	6.1	7.5	7.6	7.5	7.6	7.8	7.7	7.6	7.2



- [ ] Ranking at each section and finish
- :-:- No data available at this section
- NA No data available

Horse/Jockey Name	ANGASTON
Finish Rank	6
Fastest Section Time (Section)	0:11.46 (L600)
Top Speed [km/h] (Section)	63.8 (L600)
Race State	Finished



Morphettville SA - Professional

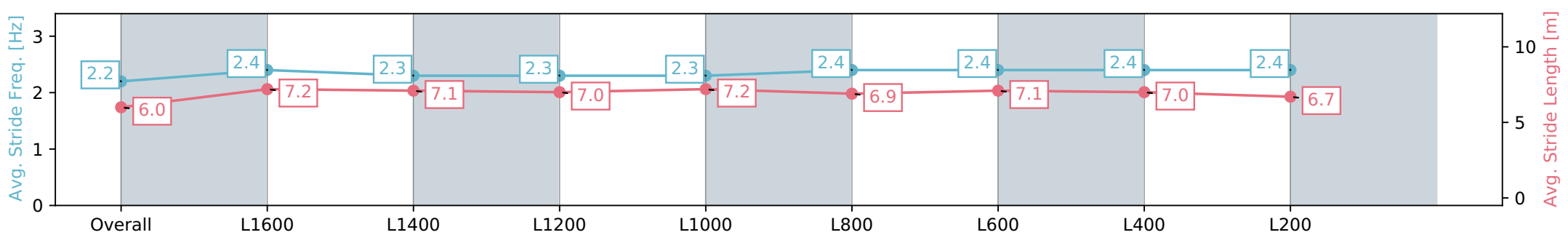
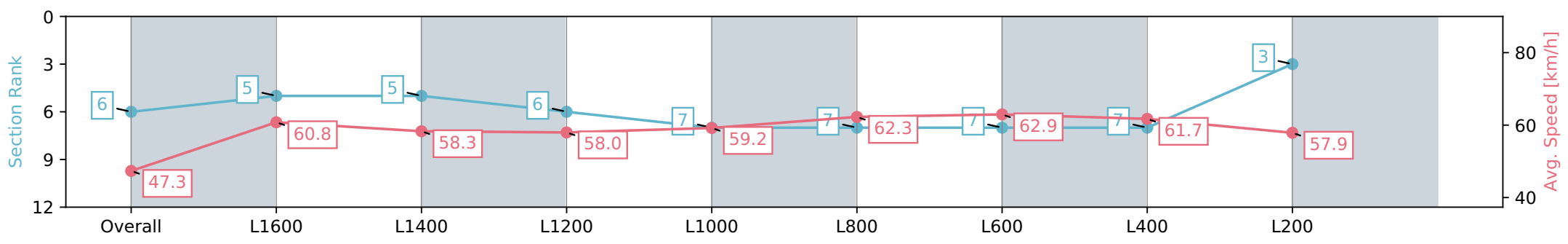
Race 2: The Fotobase Group Handicap - 1800m

24 February 2024 - 1:02PM

Track Rating: Good 4, Weather: Fine, Rail Position: +8m 1200m-W/  
Post; +5m Remainder. Sectional 610m



Section	Overall	L1600	L1400	L1200	L1000	L800	L600	L400	L200
Section Times	1:51.25 [6] (0:15.20)	1:36.05 [5] (0:11.86)	1:24.19 [5] (0:12.37)	1:11.82 [6] (0:12.48)	0:59.34 [7] (0:12.18)	0:47.16 [7] (0:11.59)	0:35.57 [7] (0:11.46)	0:24.11 [7] (0:11.66)	0:12.45 [3] (0:12.45)
Average Speed [km/h]	47.3	60.8	58.3	58.0	59.2	62.3	62.9	61.7	57.9
Top Speed [km/h]	61.2	61.8	59.5	59.2	60.3	63.3	63.8	63.0	60.1
Avg. Dist. to Rail [m]	3.8	2.1	0.9	1.4	2.0	0.8	0.7	1.7	2.5
Avg. Stride Freq. [Hz]	2.2	2.4	2.3	2.3	2.3	2.4	2.4	2.4	2.4
Avg. Stride Length [m]	6.0	7.2	7.1	7.0	7.2	6.9	7.1	7.0	6.7



- [ ] Ranking at each section and finish
- :-:- No data available at this section
- NA No data available



Horse/Jockey Name	JENKINS
Finish Rank	7
Fastest Section Time (Section)	0:11.42 (L600)
Top Speed [km/h] (Section)	63.3 (L800)
Race State	Finished



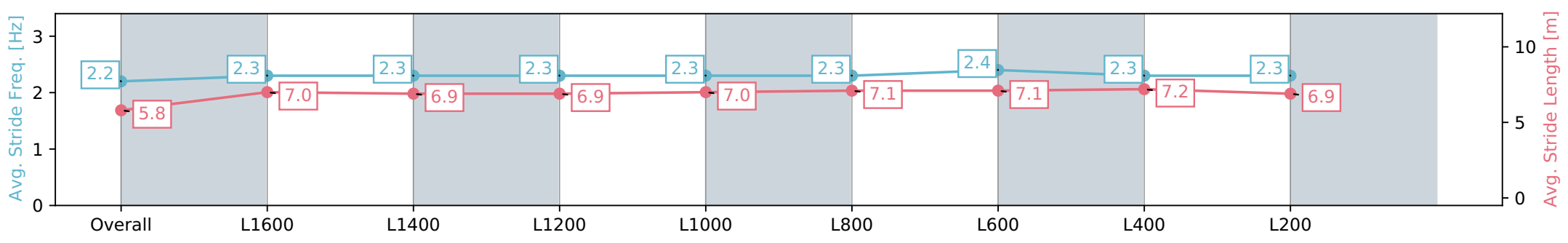
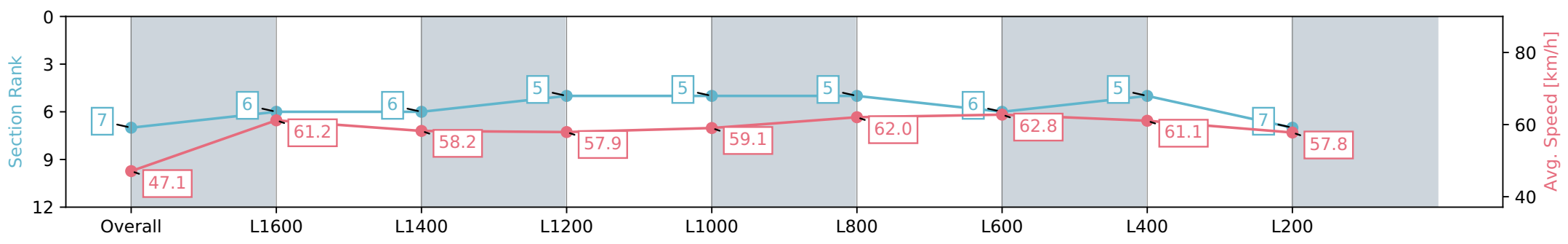
Morphettville SA - Professional  
Race 2: The Fotobase Group Handicap - 1800m

24 February 2024 - 1:02PM



Track Rating: Good 4, Weather: Fine, Rail Position: +8m 1200m-W/  
Post; +5m Remainder. Sectional 610m

Section	Overall	L1600	L1400	L1200	L1000	L800	L600	L400	L200
Section Times	1:51.30 [7] (0:15.30)	1:36.00 [6] (0:11.77)	1:24.23 [6] (0:12.33)	1:11.90 [5] (0:12.42)	0:59.48 [5] (0:12.19)	0:47.29 [5] (0:11.62)	0:35.67 [6] (0:11.42)	0:24.25 [5] (0:11.79)	0:12.46 [7] (0:12.46)
Average Speed [km/h]	47.1	61.2	58.2	57.9	59.1	62.0	62.8	61.1	57.8
Top Speed [km/h]	61.6	61.9	59.3	58.5	59.9	63.3	63.3	62.0	60.2
Avg. Dist. to Rail [m]	2.2	1.3	0.9	0.2	0.4	0.2	0.4	0.3	0.9
Avg. Stride Freq. [Hz]	2.2	2.3	2.3	2.3	2.3	2.3	2.4	2.3	2.3
Avg. Stride Length [m]	5.8	7.0	6.9	6.9	7.0	7.1	7.1	7.2	6.9



- [ ] Ranking at each section and finish
- :-:- No data available at this section
- NA No data available

Horse/Jockey Name	APPLIED
Finish Rank	8
Fastest Section Time (Section)	0:11.39 (L600)
Top Speed [km/h] (Section)	64.0 (L600)
Race State	Finished



Morphettville SA - Professional

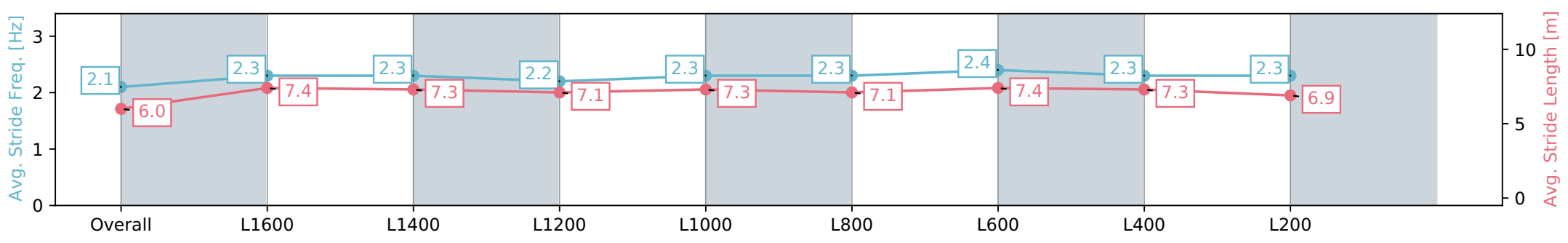
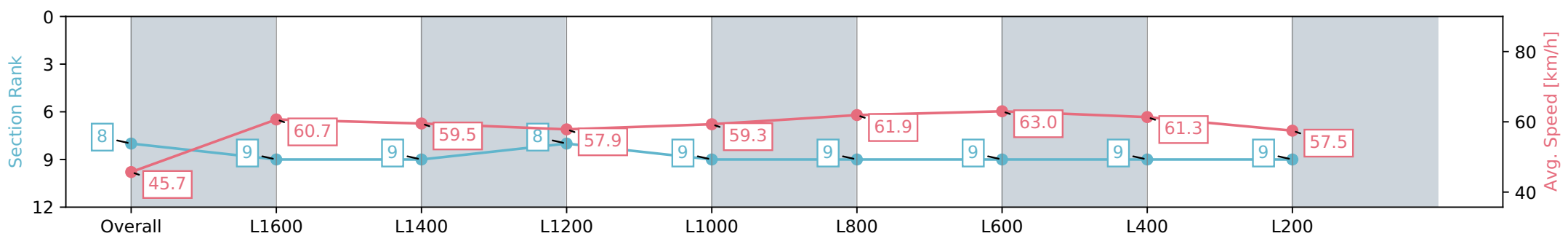
Race 2: The Fotobase Group Handicap - 1800m

24 February 2024 - 1:02PM

Track Rating: Good 4, Weather: Fine, Rail Position: +8m 1200m-W/  
Post; +5m Remainder. Sectional 610m



Section	Overall	L1600	L1400	L1200	L1000	L800	L600	L400	L200
Section Times	1:51.60 [8] (0:15.78)	1:35.82 [9] (0:11.87)	1:23.95 [9] (0:12.06)	1:11.89 [8] (0:12.46)	0:59.43 [9] (0:12.15)	0:47.28 [9] (0:11.63)	0:35.65 [9] (0:11.39)	0:24.26 [9] (0:11.74)	0:12.52 [9] (0:12.52)
Average Speed [km/h]	45.7	60.7	59.5	57.9	59.3	61.9	63.0	61.3	57.5
Top Speed [km/h]	60.3	61.2	60.6	59.1	60.2	63.5	64.0	62.4	59.8
Avg. Dist. to Rail [m]	4.7	1.2	0.9	0.5	0.9	0.2	0.4	0.4	0.5
Avg. Stride Freq. [Hz]	2.1	2.3	2.3	2.2	2.3	2.3	2.4	2.3	2.3
Avg. Stride Length [m]	6.0	7.4	7.3	7.1	7.3	7.1	7.4	7.3	6.9



- [ ] Ranking at each section and finish
- :-:- No data available at this section
- NA No data available

Horse/Jockey Name	FRANKEL STAR
Finish Rank	9
Fastest Section Time (Section)	0:11.60 (L600)
Top Speed [km/h] (Section)	63.0 (L1600)
Race State	Finished



Morphettville SA - Professional

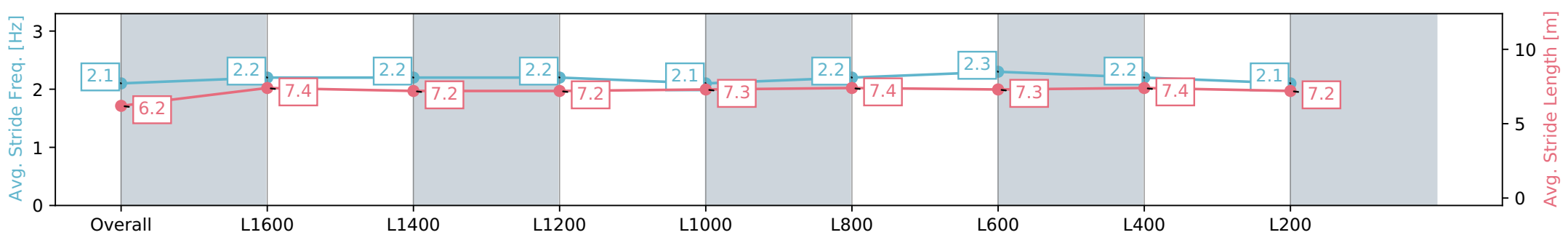
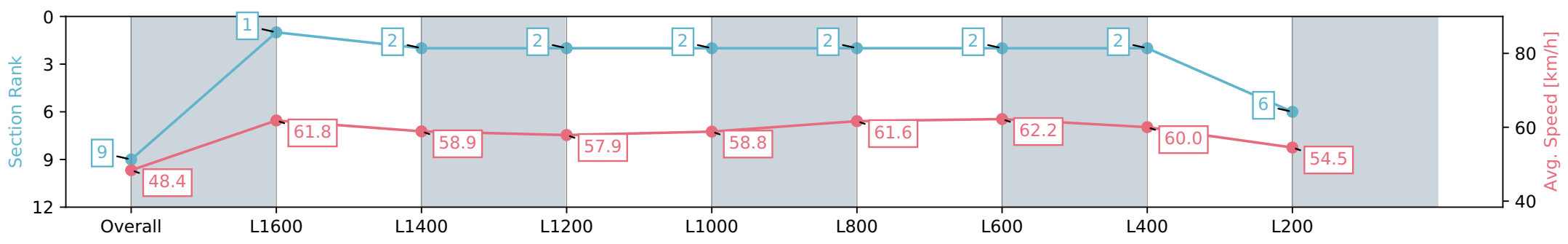
Race 2: The Fotobase Group Handicap - 1800m

24 February 2024 - 1:02PM



Track Rating: Good 4, Weather: Fine, Rail Position: +8m 1200m-W/ Post; +5m Remainder. Sectional 610m

Section	Overall	L1600	L1400	L1200	L1000	L800	L600	L400	L200
Section Times	1:52.04 [9] (0:14.88)	1:37.16 [1] (0:11.65)	1:25.51 [2] (0:12.25)	1:13.26 [2] (0:12.48)	1:00.78 [2] (0:12.25)	0:48.53 [2] (0:11.73)	0:36.80 [2] (0:11.60)	0:25.20 [2] (0:11.99)	0:13.21 [6] (0:13.21)
Average Speed [km/h]	48.4	61.8	58.9	57.9	58.8	61.6	62.2	60.0	54.5
Top Speed [km/h]	62.4	63.0	60.4	58.9	60.6	62.9	63.0	61.3	58.3
Avg. Dist. to Rail [m]	7.3	3.1	0.9	1.0	1.5	1.1	0.7	1.2	2.2
Avg. Stride Freq. [Hz]	2.1	2.2	2.2	2.2	2.1	2.2	2.3	2.2	2.1
Avg. Stride Length [m]	6.2	7.4	7.2	7.2	7.3	7.4	7.3	7.4	7.2



- [ ] Ranking at each section and finish
- :-:- No data available at this section
- NA No data available