



RACING SA

Morphettville Parks SA
Race 7: Triple M Handicap - 1550m
17 February 2024 - 3:58PM



Track Rating: Good 3, Weather: Fine, Rail Position: +3m 1000m-W/Post, True
Remainder, Sectional 604m

Table with columns: Section, Field Times, Position, #, Horse/Jockey, Barrier, Top Speed [km/h], Fastest Section, First 400m, Overall, L1400, L1200, L1000, L800, L600, Distance Travelled From Winner [m].

- [] Position in running at each section and finish
Saddle cloth number
-:-:- No data available at this section
NA No data available



Morphettville Parks SA
Race 7: Triple M Handicap - 1550m
 17 February 2024 - 3:58PM



Track Rating: Good 3, Weather: Fine, Rail Position: +3m 1000m-W/Post, True
 Remainder, Sectional 604m

Section									Overall	L1400	L1200	L1000	L800	L600		
Field Times									1:34.15 (0:11.89)	1:22.26 (0:11.32)	1:10.93 (0:11.62)	0:59.32 (0:11.79)	0:47.52 (0:11.69)	0:35.83 (0:11.62)		
Position	#	Horse/Jockey	Barrier	Top Speed [km/h]	Fastest Section	First 400m									Distance Travelled From Winner [m]	
11	11	TIARA JEWEL	3	63.6	0:11.47	0:26.33	1:35.38	1:23.36 [2]	1:11.89 [3]	1:00.23 [3]	0:48.33 [3]	0:36.50 [4]		-9		
		Britney Wong		1400-1200	1400-1200		(0:12.02)	(0:11.47)	(0:11.66)	(0:11.90)	(0:11.83)	(0:11.88)				

- [] Position in running at each section and finish
- # Saddle cloth number
- :--:-- No data available at this section
- Background shading for fastest section
- NA No data available



Morphettville Parks SA
 Race 7: Triple M Handicap - 1550m
 17 February 2024 - 3:58PM



Track Rating: Good 3, Weather: Fine, Rail Position: +3m 1000m-W/Post, True
 Remainder, Sectional 604m

Section Field Times				L400	L200							
				0:24.20 (0:11.80)	0:12.40 (0:12.40)							
Position	#	Horse/Jockey	Barrier	Top Speed [km/h]	Fastest Section	First 400m			Margin			Distance Travelled From Winner [m]
1	7	PEARL ADIOS Jason Holder	10	65.8 600-400	0:11.31 600-400	0:27.06	0:23.52 [5] (0:11.61)	0:11.91 [3] (0:11.91)	1:34.15			
2	5	RISING LEGEND Margaret Collett	7	64.2 1400-1200	0:11.32 1400-1200	0:26.12	0:24.22 [1] (0:11.80)	0:12.42 [1] (0:12.42)	0.1L			-4
3	2	TAPINFORPAR Lachlan Neindorf	8	65.1 600-400	0:11.41 600-400	0:26.78	0:23.76 [4] (0:11.69)	0:12.07 [4] (0:12.07)	1.0L			-3
4	3	JENKINS Todd Pannell	2	64.2 600-400	0:11.47 400-200	0:27.30	0:23.37 [8] (0:11.47)	0:11.90 [6] (0:11.90)	1.1L			-6
5	1	NEODIUM Rochelle Milnes	4	64.0 1400-1200	0:11.40 1400-1200	0:26.28	0:24.15 [2] (0:11.75)	0:12.40 [2] (0:12.40)	1.7L			-8
6	6	TRUMPSTA Emily Finnegan	5	65.3 600-400	0:11.35 600-400	0:27.40	0:23.37 [9] (0:11.53)	0:11.84 [8] (0:11.84)	1.8L			-3
7	9	ANGASTON Jacob Opperman	1	64.3 600-400	0:11.51 1400-1200	0:26.70	0:23.84 [6] (0:11.77)	0:12.07 [7] (0:12.07)	2.6L			-5
8	4	FRANCE'S BOY Alana Livesey	6	63.9 600-400	0:11.49 1400-1200	0:26.47	0:24.20 [3] (0:11.93)	0:12.27 [5] (0:12.27)	3.1L			-5
9	8	WHISKEY 'N' WOMEN Jake Toeroek	11	65.3 600-400	0:11.40 600-400	0:27.67	0:24.01 [11] (0:11.70)	0:12.31 [9] (0:12.31)	6.5L			+1
10	10	RUNSIR Kayla Crowther	9	64.8 600-400	0:11.49 800-600	0:27.70	0:24.15 [10] (0:11.82)	0:12.33 [11] (0:12.33)	7.0L			-7

Report Created: Sat 17 February 2024 16:45:44 GMT+11 (Note: Timing is based on positional data)

[] Position in running at each section and finish # Saddle cloth number
 -:-:- No data available at this section ■ Background shading for fastest section
 NA No data available



Morphettville Parks SA
Race 7: Triple M Handicap - 1550m
 17 February 2024 - 3:58PM



Track Rating: Good 3, Weather: Fine, Rail Position: +3m 1000m-W/Post, True
 Remainder, Sectional 604m

Section									L400	L200					
Field Times									0:24.20	0:12.40					
									(0:11.80)	(0:12.40)					
Position	#	Horse/Jockey	Barrier	Top Speed [km/h]	Fastest Section	First 400m			Margin	Distance Travelled From Winner [m]					
11	11	TIARA JEWEL	3	63.6	0:11.47	0:26.33	0:24.62 [7]	0:12.47 [10]	7.7L						-9
		Britney Wong		1400-1200	1400-1200		(0:12.15)	(0:12.47)							

- [] Position in running at each section and finish
- # Saddle cloth number
- :--:- No data available at this section
- Background shading for fastest section
- NA No data available

Horse/Jockey Name	PEARL ADIOS
Finish Rank	1
Fastest Section Time (Section)	0:11.31 (L600)
Top Speed [km/h] (Section)	65.8 (L600)
Race State	Finished



Morphettville Parks SA - Professional

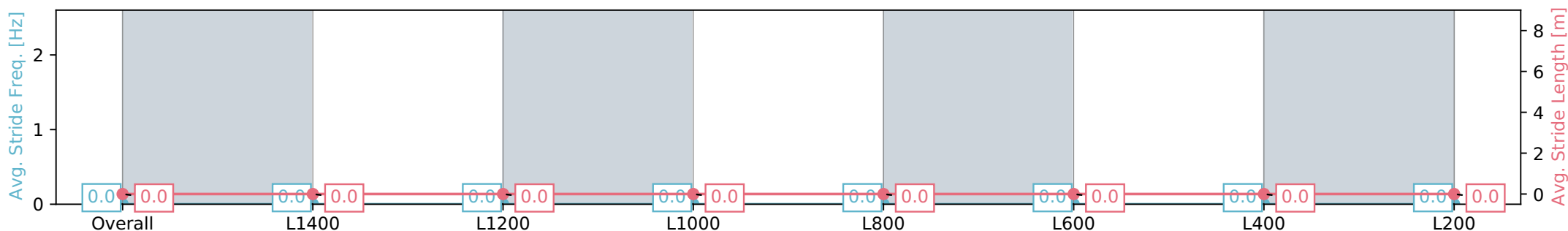
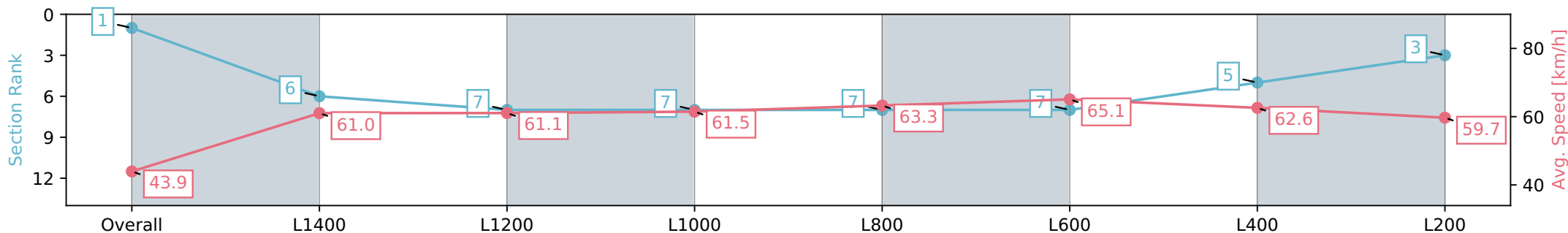
Race 7: Triple M Handicap - 1550m

17 February 2024 - 3:58PM

Track Rating: Good 3, Weather: Fine, Rail Position: +3m 1000m-W/ Post, True Remainder, Sectional 604m



Section	Overall	L1400	L1200	L1000	L800	L600	L400	L200
Section Times	1:34.15 [1] (0:12.30)	1:21.85 [6] (0:11.82)	1:10.03 [7] (0:11.98)	0:58.05 [7] (0:11.77)	0:46.28 [7] (0:11.45)	0:34.83 [7] (0:11.31)	0:23.52 [5] (0:11.61)	0:11.91 [3] (0:11.91)
Average Speed [km/h]	43.9	61.0	61.1	61.5	63.3	65.1	62.6	59.7
Top Speed [km/h]	60.5	62.3	62.3	62.4	64.7	65.8	63.8	62.0
Avg. Dist. to Rail [m]	7.3	1.8	2.8	3.9	2.8	3.5	6.6	6.2
Avg. Stride Freq. [Hz]	0.0	0.0	0.0	0.0	0.0	0.0	0.0	0.0
Avg. Stride Length [m]	0.0	0.0	0.0	0.0	0.0	0.0	0.0	0.0



- [] Ranking at each section and finish
- :-:- No data available at this section
- NA No data available

Horse/Jockey Name	RISING LEGEND
Finish Rank	2
Fastest Section Time (Section)	0:11.32 (L1400)
Top Speed [km/h] (Section)	64.2 (L1400)
Race State	Finished



Morphettville Parks SA - Professional

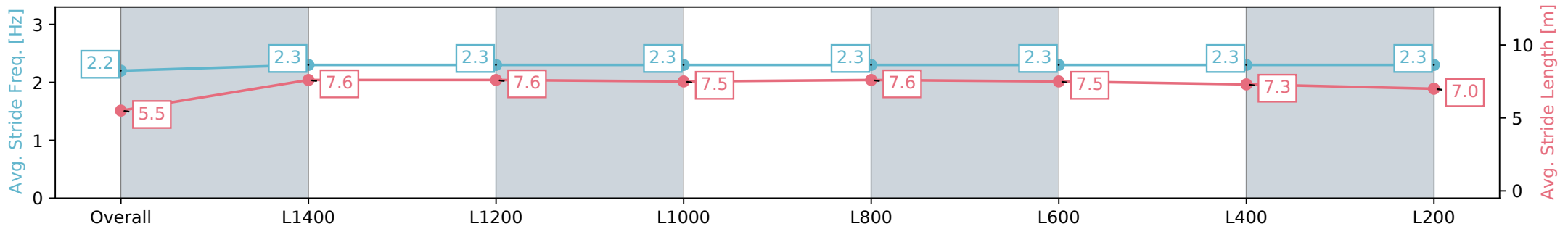
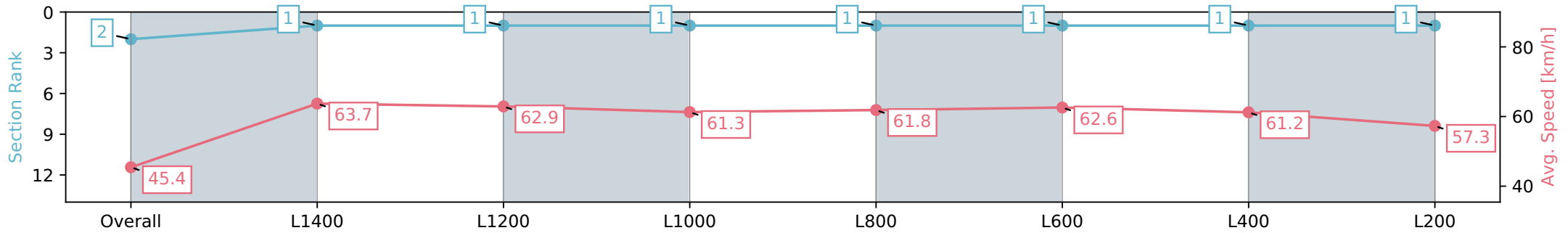
Race 7: Triple M Handicap - 1550m

17 February 2024 - 3:58PM

Track Rating: Good 3, Weather: Fine, Rail Position: +3m 1000m-W/
Post, True Remainder, Sectional 604m



Section	Overall	L1400	L1200	L1000	L800	L600	L400	L200
Section Times	1:34.16 [2] (0:11.89)	1:22.27 [1] (0:11.32)	1:10.95 [1] (0:11.62)	0:59.33 [1] (0:11.79)	0:47.54 [1] (0:11.70)	0:35.84 [1] (0:11.62)	0:24.22 [1] (0:11.80)	0:12.42 [1] (0:12.42)
Average Speed [km/h]	45.4	63.7	62.9	61.3	61.8	62.6	61.2	57.3
Top Speed [km/h]	62.7	64.2	63.4	62.7	63.3	63.9	62.2	60.1
Avg. Dist. to Rail [m]	6.4	2.0	2.5	2.8	2.1	1.6	3.0	3.0
Avg. Stride Freq. [Hz]	2.2	2.3	2.3	2.3	2.3	2.3	2.3	2.3
Avg. Stride Length [m]	5.5	7.6	7.6	7.5	7.6	7.5	7.3	7.0



Report Created: Sat 17 February 2024 16:45:51 GMT+11 (Note: Timing is based on positional data)

- [] Ranking at each section and finish
- :-:- No data available at this section
- NA No data available

Horse/Jockey Name	TAPINFORPAR
Finish Rank	3
Fastest Section Time (Section)	0:11.41 (L600)
Top Speed [km/h] (Section)	65.1 (L600)
Race State	Finished



Morphettville Parks SA - Professional

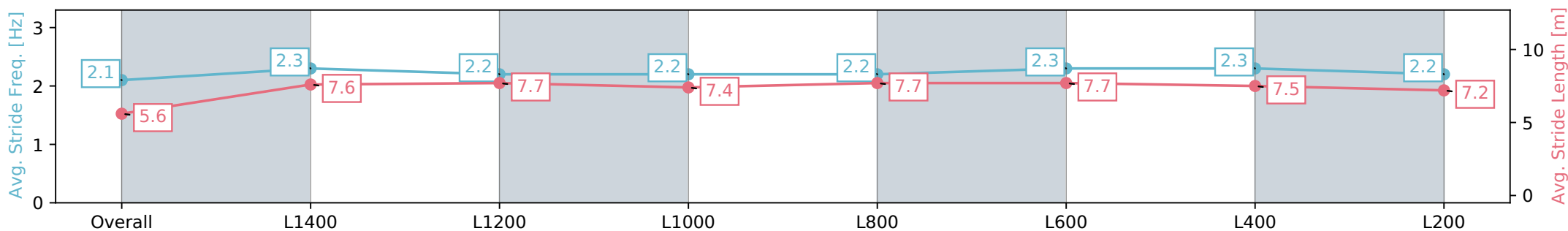
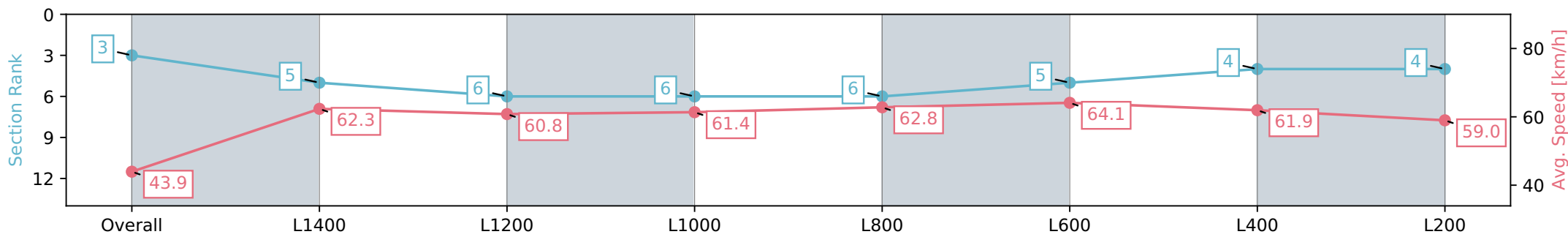
Race 7: Triple M Handicap - 1550m

17 February 2024 - 3:58PM

Track Rating: Good 3, Weather: Fine, Rail Position: +3m 1000m-W/
Post, True Remainder, Sectional 604m



Section	Overall	L1400	L1200	L1000	L800	L600	L400	L200
Section Times	1:34.31 [3] (0:12.28)	1:22.02 [5] (0:11.56)	1:10.45 [6] (0:11.99)	0:58.46 [6] (0:11.74)	0:46.72 [6] (0:11.55)	0:35.17 [5] (0:11.41)	0:23.76 [4] (0:11.69)	0:12.07 [4] (0:12.07)
Average Speed [km/h]	43.9	62.3	60.8	61.4	62.8	64.1	61.9	59.0
Top Speed [km/h]	61.0	63.0	61.9	62.1	64.6	65.1	63.4	61.1
Avg. Dist. to Rail [m]	6.1	1.4	2.2	2.3	2.0	2.7	3.9	3.2
Avg. Stride Freq. [Hz]	2.1	2.3	2.2	2.2	2.2	2.3	2.3	2.2
Avg. Stride Length [m]	5.6	7.6	7.7	7.4	7.7	7.7	7.5	7.2



- [] Ranking at each section and finish
- :-:- No data available at this section
- NA No data available

Horse/Jockey Name	JENKINS
Finish Rank	4
Fastest Section Time (Section)	0:11.47 (L400)
Top Speed [km/h] (Section)	64.2 (L600)
Race State	Finished



Morphettville Parks SA - Professional

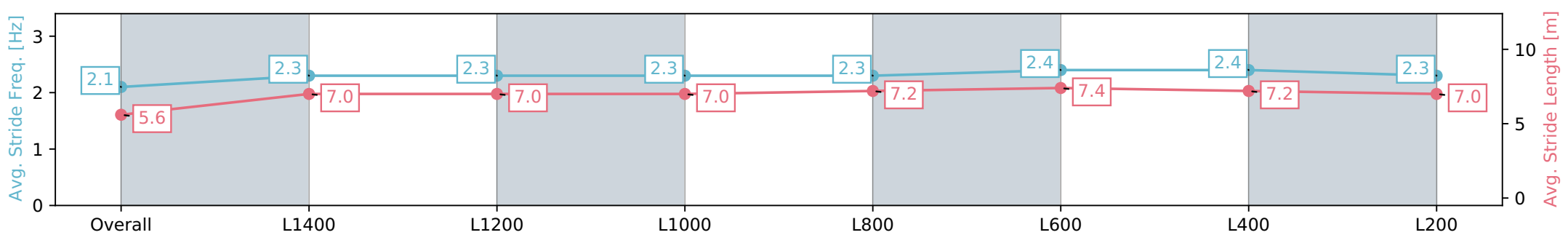
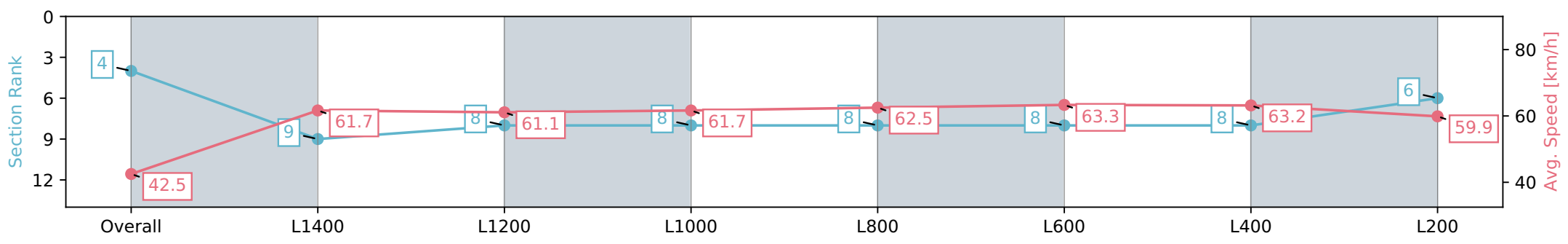
Race 7: Triple M Handicap - 1550m

17 February 2024 - 3:58PM

Track Rating: Good 3, Weather: Fine, Rail Position: +3m 1000m-W/
Post, True Remainder, Sectional 604m



Section	Overall	L1400	L1200	L1000	L800	L600	L400	L200
Section Times	1:34.33 [4] (0:12.70)	1:21.63 [9] (0:11.69)	1:09.94 [8] (0:11.85)	0:58.09 [8] (0:11.69)	0:46.40 [8] (0:11.55)	0:34.85 [8] (0:11.48)	0:23.37 [8] (0:11.47)	0:11.90 [6] (0:11.90)
Average Speed [km/h]	42.5	61.7	61.1	61.7	62.5	63.3	63.2	59.9
Top Speed [km/h]	61.6	62.4	61.8	62.5	64.0	64.2	64.2	62.4
Avg. Dist. to Rail [m]	3.0	0.9	1.1	1.4	1.2	1.7	5.6	7.2
Avg. Stride Freq. [Hz]	2.1	2.3	2.3	2.3	2.3	2.4	2.4	2.3
Avg. Stride Length [m]	5.6	7.0	7.0	7.0	7.2	7.4	7.2	7.0



- [] Ranking at each section and finish
- :-:- No data available at this section
- NA No data available

Horse/Jockey Name	NEODIUM
Finish Rank	5
Fastest Section Time (Section)	0:11.40 (L1400)
Top Speed [km/h] (Section)	64.0 (L1400)
Race State	Finished



Morphettville Parks SA - Professional

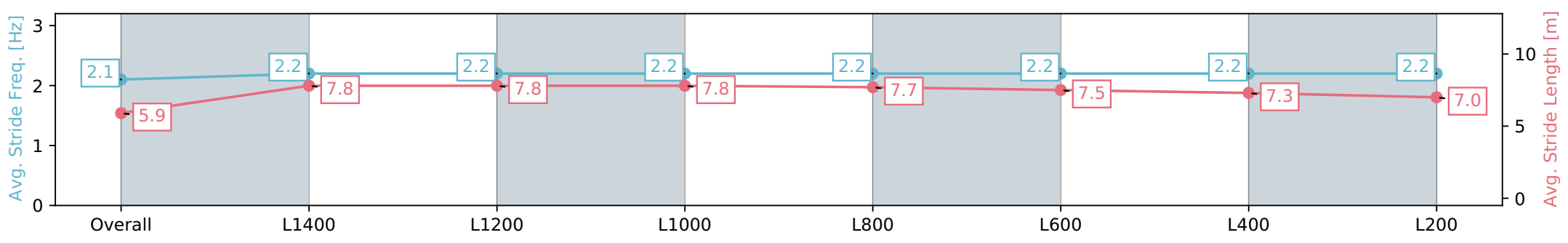
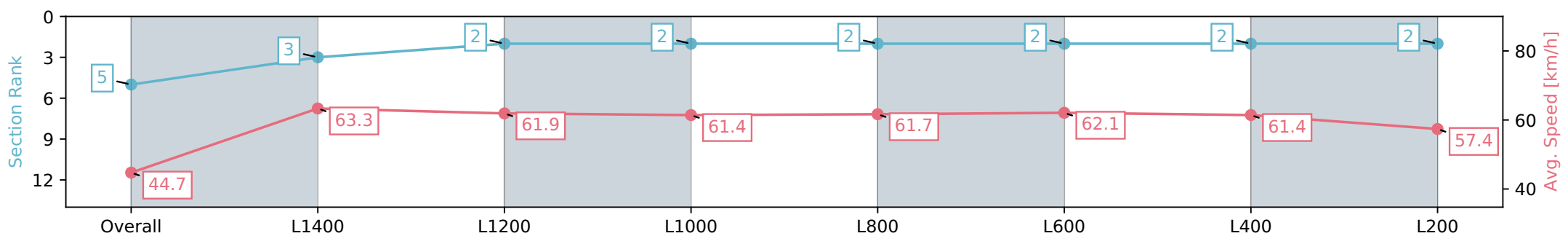
Race 7: Triple M Handicap - 1550m

17 February 2024 - 3:58PM

Track Rating: Good 3, Weather: Fine, Rail Position: +3m 1000m-W/
Post, True Remainder, Sectional 604m



Section	Overall	L1400	L1200	L1000	L800	L600	L400	L200
Section Times	1:34.43 [5] (0:12.05)	1:22.38 [3] (0:11.40)	1:10.98 [2] (0:11.69)	0:59.29 [2] (0:11.74)	0:47.55 [2] (0:11.72)	0:35.83 [2] (0:11.68)	0:24.15 [2] (0:11.75)	0:12.40 [2] (0:12.40)
Average Speed [km/h]	44.7	63.3	61.9	61.4	61.7	62.1	61.4	57.4
Top Speed [km/h]	62.5	64.0	63.5	62.2	62.3	62.6	62.0	59.7
Avg. Dist. to Rail [m]	3.8	1.2	1.2	1.4	1.5	1.0	1.8	1.3
Avg. Stride Freq. [Hz]	2.1	2.2	2.2	2.2	2.2	2.2	2.2	2.2
Avg. Stride Length [m]	5.9	7.8	7.8	7.8	7.8	7.7	7.3	7.0



- [] Ranking at each section and finish
- :-:- No data available at this section
- NA No data available

Horse/Jockey Name	TRUMPSTA
Finish Rank	6
Fastest Section Time (Section)	0:11.35 (L600)
Top Speed [km/h] (Section)	65.3 (L600)
Race State	Finished



Morphettville Parks SA - Professional

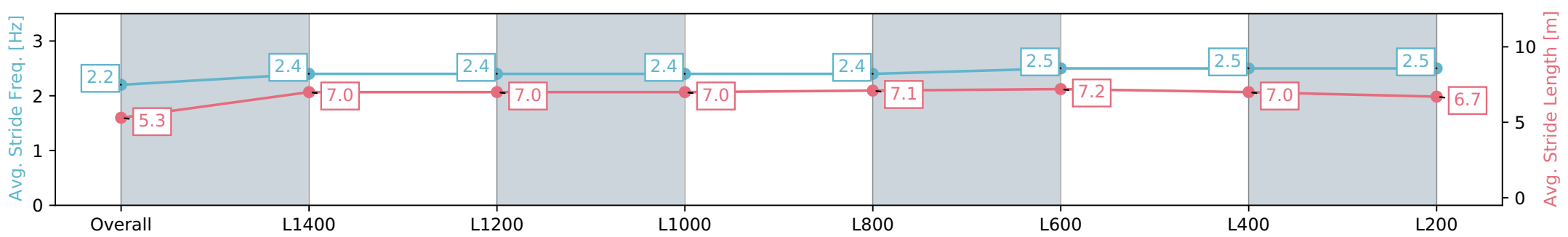
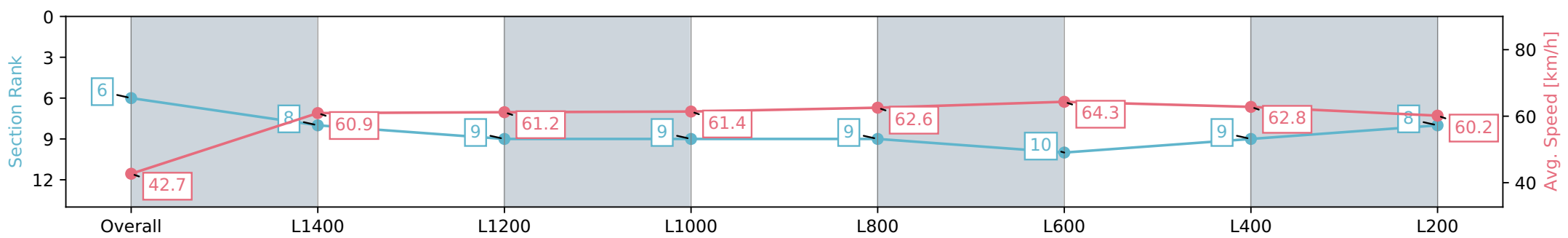
Race 7: Triple M Handicap - 1550m

17 February 2024 - 3:58PM

Track Rating: Good 3, Weather: Fine, Rail Position: +3m 1000m-W/ Post, True Remainder, Sectional 604m



Section	Overall	L1400	L1200	L1000	L800	L600	L400	L200
Section Times	1:34.43 [6] (0:12.64)	1:21.79 [8] (0:11.85)	1:09.94 [9] (0:11.88)	0:58.06 [9] (0:11.76)	0:46.30 [9] (0:11.57)	0:34.72 [10] (0:11.35)	0:23.37 [9] (0:11.53)	0:11.84 [8] (0:11.84)
Average Speed [km/h]	42.7	60.9	61.2	61.4	62.6	64.3	62.8	60.2
Top Speed [km/h]	59.6	61.8	61.8	62.4	63.8	65.3	65.1	61.6
Avg. Dist. to Rail [m]	4.2	1.7	2.0	2.5	2.4	2.1	5.9	7.7
Avg. Stride Freq. [Hz]	2.2	2.4	2.4	2.4	2.4	2.5	2.5	2.5
Avg. Stride Length [m]	5.3	7.0	7.0	7.0	7.1	7.2	7.0	6.7



- [] Ranking at each section and finish
- :-:- No data available at this section
- NA No data available

Horse/Jockey Name	ANGASTON
Finish Rank	7
Fastest Section Time (Section)	0:11.51 (L1400)
Top Speed [km/h] (Section)	64.3 (L600)
Race State	Finished



Morphettville Parks SA - Professional

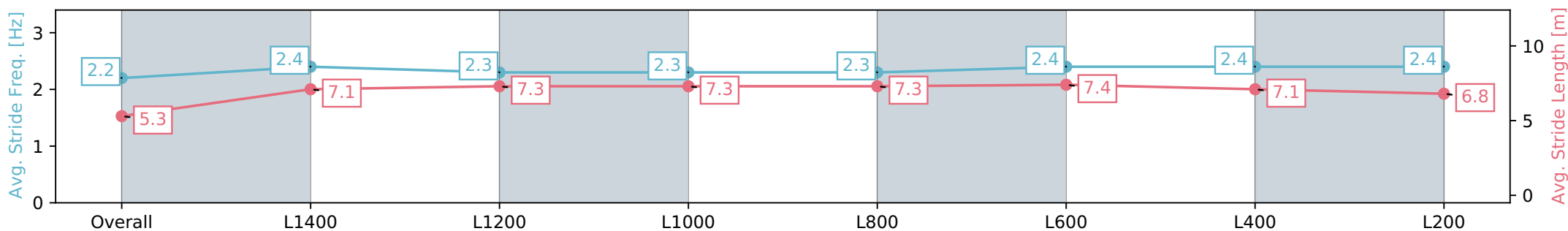
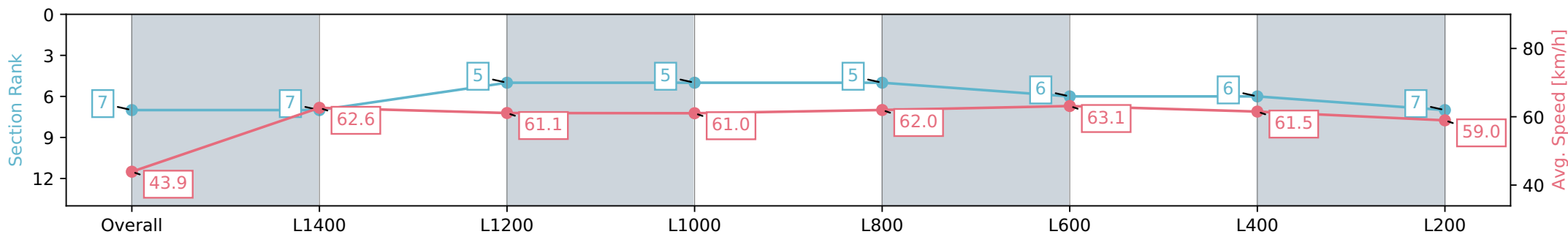
Race 7: Triple M Handicap - 1550m

17 February 2024 - 3:58PM

Track Rating: Good 3, Weather: Fine, Rail Position: +3m 1000m-W/ Post, True Remainder, Sectional 604m



Section	Overall	L1400	L1200	L1000	L800	L600	L400	L200
Section Times	1:34.56 [7] (0:12.32)	1:22.24 [7] (0:11.51)	1:10.73 [5] (0:11.84)	0:58.89 [5] (0:11.82)	0:47.07 [5] (0:11.68)	0:35.39 [6] (0:11.55)	0:23.84 [6] (0:11.77)	0:12.07 [7] (0:12.07)
Average Speed [km/h]	43.9	62.6	61.1	61.0	62.0	63.1	61.5	59.0
Top Speed [km/h]	62.0	63.5	63.1	62.2	63.1	64.3	62.6	60.7
Avg. Dist. to Rail [m]	2.2	0.5	1.2	2.5	1.9	2.2	3.6	3.7
Avg. Stride Freq. [Hz]	2.2	2.4	2.3	2.3	2.3	2.4	2.4	2.4
Avg. Stride Length [m]	5.3	7.1	7.3	7.3	7.3	7.4	7.1	6.8



- [] Ranking at each section and finish
- :-:- No data available at this section
- NA No data available

Horse/Jockey Name	FRANCE'S BOY
Finish Rank	8
Fastest Section Time (Section)	0:11.49 (L1400)
Top Speed [km/h] (Section)	63.9 (L600)
Race State	Finished



Morphettville Parks SA - Professional

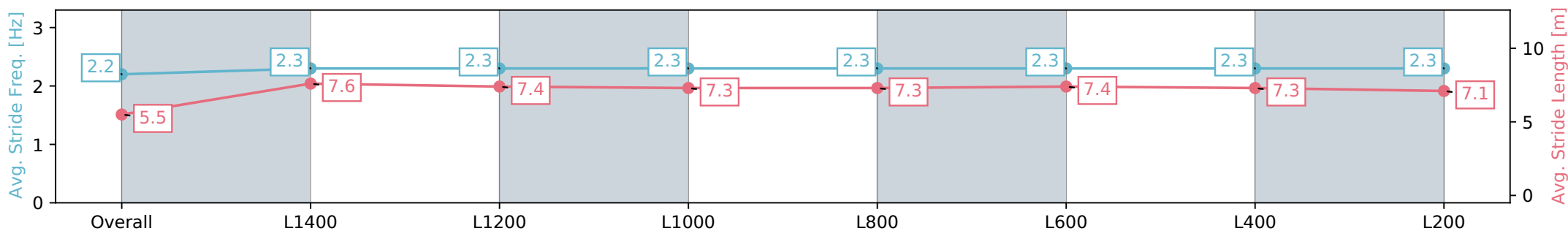
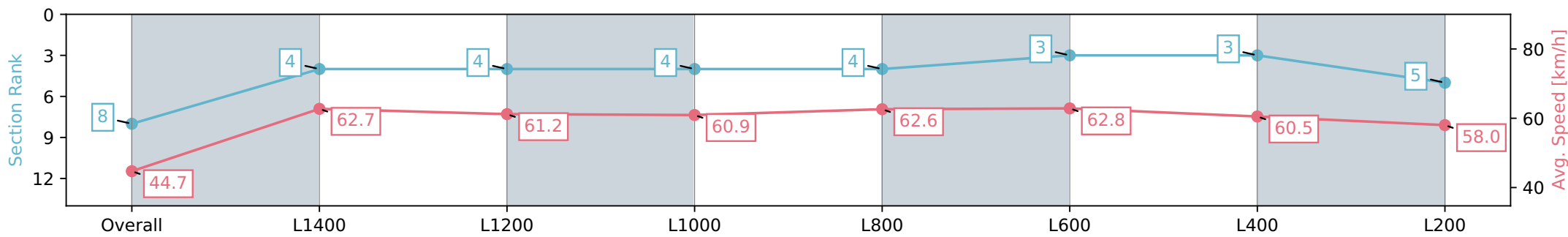
Race 7: Triple M Handicap - 1550m

17 February 2024 - 3:58PM

Track Rating: Good 3, Weather: Fine, Rail Position: +3m 1000m-W/
Post, True Remainder, Sectional 604m



Section	Overall	L1400	L1200	L1000	L800	L600	L400	L200
Section Times	1:34.65 [8] (0:12.09)	1:22.56 [4] (0:11.49)	1:11.07 [4] (0:11.89)	0:59.18 [4] (0:11.84)	0:47.34 [4] (0:11.54)	0:35.80 [3] (0:11.60)	0:24.20 [3] (0:11.93)	0:12.27 [5] (0:12.27)
Average Speed [km/h]	44.7	62.7	61.2	60.9	62.6	62.8	60.5	58.0
Top Speed [km/h]	61.8	63.8	62.5	61.9	63.9	63.9	61.4	60.1
Avg. Dist. to Rail [m]	5.1	1.7	1.8	2.4	1.8	1.7	2.8	1.6
Avg. Stride Freq. [Hz]	2.2	2.3	2.3	2.3	2.3	2.3	2.3	2.3
Avg. Stride Length [m]	5.5	7.6	7.4	7.3	7.3	7.4	7.3	7.1



- [] Ranking at each section and finish
- :-:- No data available at this section
- NA No data available

Horse/Jockey Name	WHISKEY 'N' WOMEN
Finish Rank	9
Fastest Section Time (Section)	0:11.40 (L600)
Top Speed [km/h] (Section)	65.3 (L600)
Race State	Finished



Morphettville Parks SA - Professional

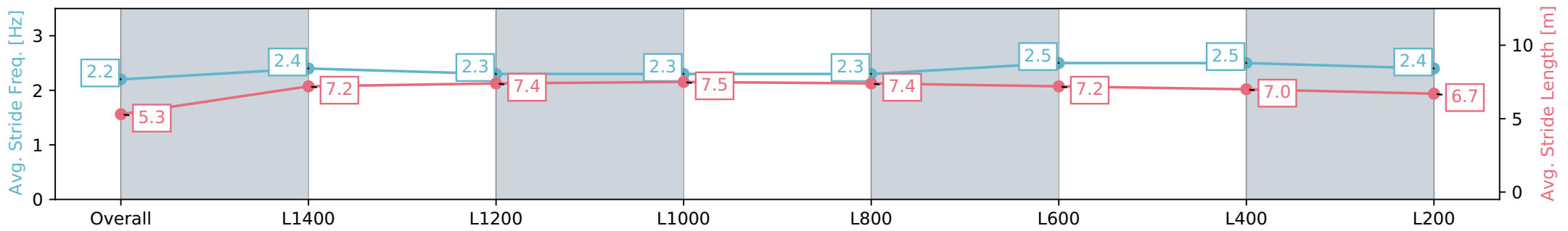
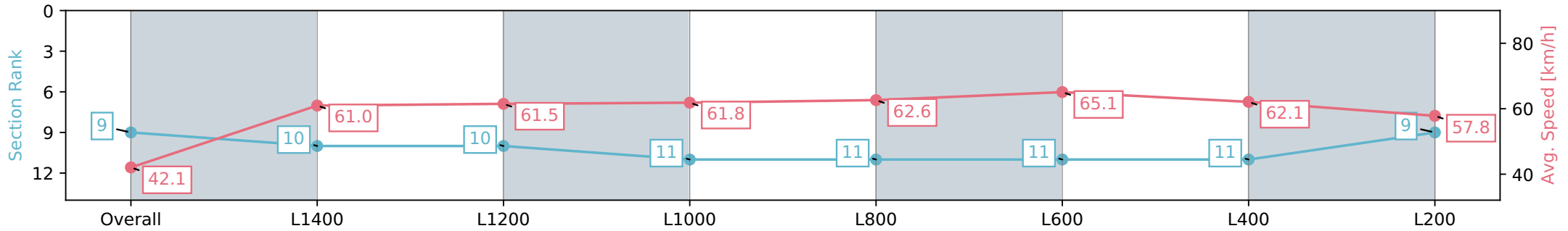
Race 7: Triple M Handicap - 1550m

17 February 2024 - 3:58PM

Track Rating: Good 3, Weather: Fine, Rail Position: +3m 1000m-W/
Post, True Remainder, Sectional 604m



Section	Overall	L1400	L1200	L1000	L800	L600	L400	L200
Section Times	1:35.19 [9] (0:12.85)	1:22.34 [10] (0:11.84)	1:10.50 [10] (0:11.82)	0:58.68 [11] (0:11.68)	0:47.00 [11] (0:11.59)	0:35.41 [11] (0:11.40)	0:24.01 [11] (0:11.70)	0:12.31 [9] (0:12.31)
Average Speed [km/h]	42.1	61.0	61.5	61.8	62.6	65.1	62.1	57.8
Top Speed [km/h]	57.6	62.5	62.6	63.3	64.3	65.3	64.8	60.0
Avg. Dist. to Rail [m]	7.7	1.7	1.9	3.2	3.4	4.6	7.6	8.1
Avg. Stride Freq. [Hz]	2.2	2.4	2.3	2.3	2.3	2.5	2.5	2.4
Avg. Stride Length [m]	5.3	7.2	7.4	7.5	7.4	7.2	7.0	6.7



- [] Ranking at each section and finish
- :-:- No data available at this section
- NA No data available

Horse/Jockey Name	RUNSIR
Finish Rank	10
Fastest Section Time (Section)	0:11.49 (L800)
Top Speed [km/h] (Section)	64.8 (L600)
Race State	Finished



Morphettville Parks SA - Professional

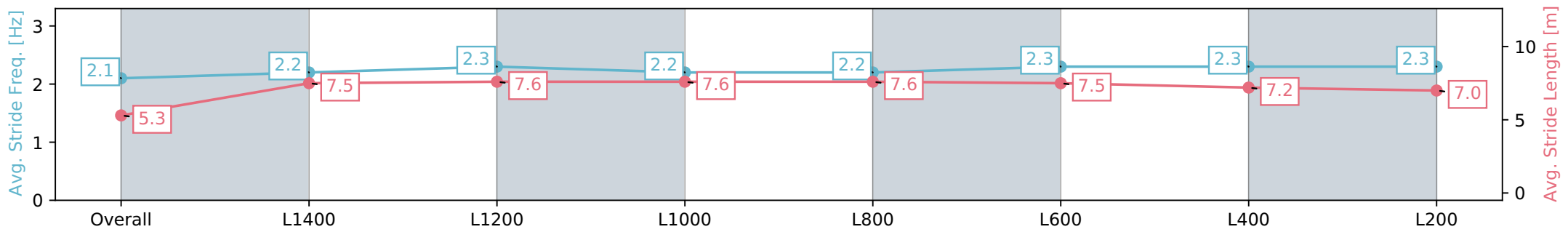
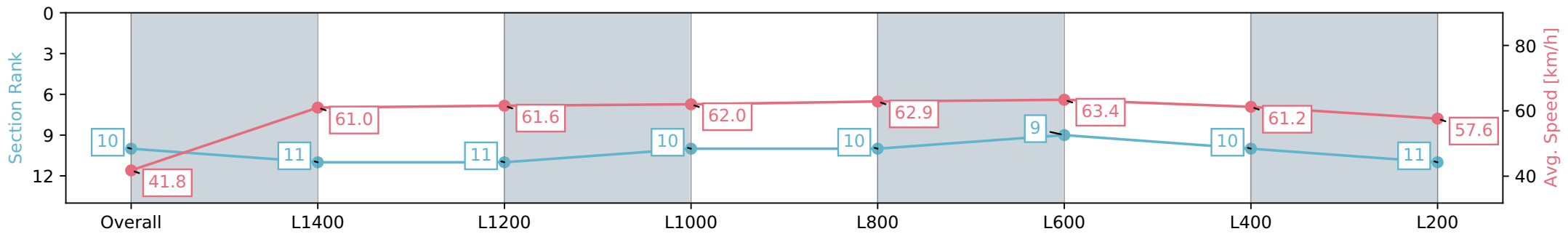
Race 7: Triple M Handicap - 1550m

17 February 2024 - 3:58PM

Track Rating: Good 3, Weather: Fine, Rail Position: +3m 1000m-W/
Post, True Remainder, Sectional 604m



Section	Overall	L1400	L1200	L1000	L800	L600	L400	L200
Section Times	1:35.27 [10] (0:12.96)	1:22.31 [11] (0:11.81)	1:10.50 [11] (0:11.74)	0:58.76 [10] (0:11.62)	0:47.14 [10] (0:11.49)	0:35.65 [9] (0:11.50)	0:24.15 [10] (0:11.82)	0:12.33 [11] (0:12.33)
Average Speed [km/h]	41.8	61.0	61.6	62.0	62.9	63.4	61.2	57.6
Top Speed [km/h]	57.8	62.0	62.2	63.1	64.4	64.8	63.1	60.2
Avg. Dist. to Rail [m]	6.1	0.2	0.9	1.6	1.2	2.0	5.0	5.6
Avg. Stride Freq. [Hz]	2.1	2.2	2.3	2.2	2.2	2.3	2.3	2.3
Avg. Stride Length [m]	5.3	7.5	7.6	7.6	7.6	7.5	7.2	7.0



- [] Ranking at each section and finish
- :-:- No data available at this section
- NA No data available

Horse/Jockey Name	TIARA JEWEL
Finish Rank	11
Fastest Section Time (Section)	0:11.47 (L1400)
Top Speed [km/h] (Section)	63.6 (L1400)
Race State	Finished



Morphettville Parks SA - Professional

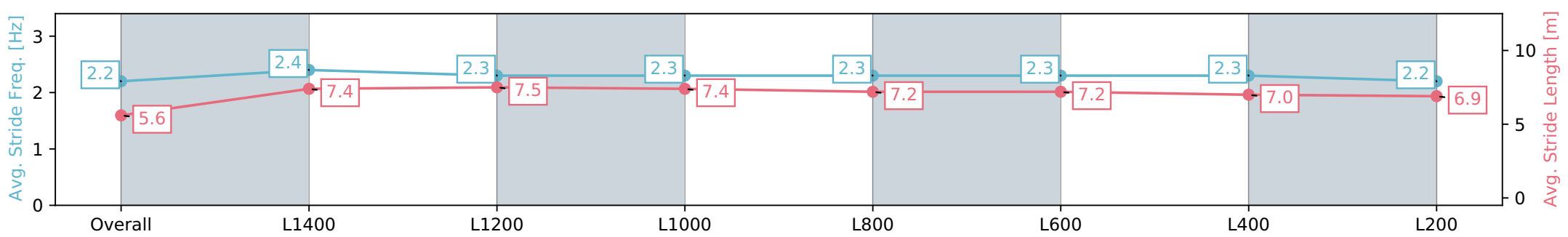
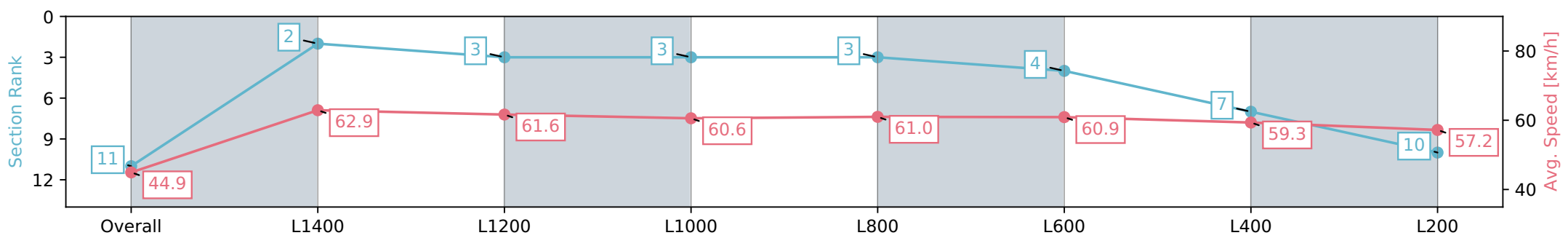
Race 7: Triple M Handicap - 1550m

17 February 2024 - 3:58PM

Track Rating: Good 3, Weather: Fine, Rail Position: +3m 1000m-W/ Post, True Remainder, Sectional 604m



Section	Overall	L1400	L1200	L1000	L800	L600	L400	L200
Section Times	1:35.38 [11] (0:12.02)	1:23.36 [2] (0:11.47)	1:11.89 [3] (0:11.66)	1:00.23 [3] (0:11.90)	0:48.33 [3] (0:11.83)	0:36.50 [4] (0:11.88)	0:24.62 [7] (0:12.15)	0:12.47 [10] (0:12.47)
Average Speed [km/h]	44.9	62.9	61.6	60.6	61.0	60.9	59.3	57.2
Top Speed [km/h]	63.1	63.6	63.3	61.7	62.5	62.6	59.5	58.6
Avg. Dist. to Rail [m]	2.8	0.2	0.3	0.6	0.9	0.9	1.1	0.6
Avg. Stride Freq. [Hz]	2.2	2.4	2.3	2.3	2.3	2.3	2.3	2.2
Avg. Stride Length [m]	5.6	7.4	7.5	7.4	7.2	7.2	7.0	6.9



- [] Ranking at each section and finish
- :-:- No data available at this section
- NA No data available