



Morphettville Parks SA
Race 5: Adelaide Galvanising Industries Handicap - 1400m
 17 February 2024 - 2:47PM



Track Rating: Good 3, Weather: Fine, Rail Position: +3m 1000m-W/Post, True
 Remainder, Sectional 604m

Section								Overall	L1200	L1000	L800	L600	L400		
Field Times								1:24.32 (0:14.56)	1:09.76 (0:11.49)	0:58.27 (0:11.91)	0:46.36 (0:11.79)	0:34.56 (0:11.47)	0:23.11 (0:11.18)		
Position	#	Horse/Jockey	Barrier	Top Speed [km/h]	Fastest Section	First 400m								Distance Travelled From Winner [m]	
1	2	WILD IMAGINATION Jake Toeroek	1	65.5 400-200	0:11.19 400-200	0:26.05	1:24.32 (0:14.55)	1:09.77 [1] (0:11.50)	0:58.27 [1] (0:11.90)	0:46.37 [1] (0:11.79)	0:34.58 [1] (0:11.48)	0:23.10 [2] (0:11.19)			
2	7	LE FERRARI Todd Pannell	3	66.0 400-200	0:11.18 400-200	0:26.14	1:24.50 (0:14.71)	1:09.79 [2] (0:11.43)	0:58.36 [2] (0:11.90)	0:46.46 [2] (0:11.76)	0:34.70 [2] (0:11.41)	0:23.29 [1] (0:11.18)		+2	
3	6	THIRSTY GUEST Jacob Opperman	5	66.1 400-200	0:11.11 400-200	0:26.69	1:24.54 (0:15.11)	1:09.43 [6] (0:11.57)	0:57.85 [6] (0:11.98)	0:45.87 [6] (0:11.85)	0:34.02 [6] (0:11.28)	0:22.74 [5] (0:11.11)		+6	
4	5	EXALTED FIRE Samuel Payne	4	65.3 400-200	0:11.25 400-200	0:26.34	1:24.58 (0:14.94)	1:09.64 [4] (0:11.40)	0:58.24 [3] (0:11.96)	0:46.28 [3] (0:11.79)	0:34.49 [3] (0:11.39)	0:23.10 [4] (0:11.25)		-4	
5	3	LAKE'S FOLLY Rochelle Milnes	2	66.9 400-200	0:11.15 400-200	0:26.56	1:24.72 (0:15.04)	1:09.68 [5] (0:11.52)	0:58.16 [5] (0:12.02)	0:46.14 [5] (0:11.87)	0:34.27 [5] (0:11.52)	0:22.75 [6] (0:11.15)		+1	
6	4	PRINCE JOFRA Alana Livesey	6	66.1 600-400	0:11.23 600-400	0:26.35	1:24.72 (0:14.80)	1:09.92 [3] (0:11.55)	0:58.37 [4] (0:11.97)	0:46.40 [4] (0:11.79)	0:34.61 [4] (0:11.23)	0:23.38 [3] (0:11.33)		+5	
7	8	DISAGREEABLE MISS Teagan Voorham	8	65.0 400-200	0:11.14 400-200	0:26.80	1:24.91 (0:15.22)	1:09.69 [7] (0:11.57)	0:58.11 [7] (0:11.99)	0:46.12 [7] (0:11.97)	0:34.15 [7] (0:11.41)	0:22.74 [7] (0:11.14)		+1	

Scratched: Bullfinch (#1), Helix (#9)

- [] Position in running at each section and finish
- # Saddle cloth number
- :-:- No data available at this section
- Background shading for fastest section
- NA No data available



Morphettville Parks SA
Race 5: Adelaide Galvanising Industries Handicap - 1400m
 17 February 2024 - 2:47PM



Track Rating: Good 3, Weather: Fine, Rail Position: +3m 1000m-W/Post, True
 Remainder, Sectional 604m

Section Field Times												L200 0:11.93 (0:11.93)	
Position	#	Horse/Jockey	Barrier	Top Speed [km/h]	Fastest Section	First 400m	Margin						Distance Travelled From Winner [m]
1	2	WILD IMAGINATION Jake Toeroek	1	65.5 400-200	0:11.19 400-200	0:26.05	0:11.91 [2] (0:11.91)	1:24.32					
2	7	LE FERRARI Todd Pannell	3	66.0 400-200	0:11.18 400-200	0:26.14	0:12.11 [1] (0:12.11)	1.1L					+2
3	6	THIRSTY GUEST Jacob Opperman	5	66.1 400-200	0:11.11 400-200	0:26.69	0:11.63 [5] (0:11.63)	1.4L					+6
4	5	EXALTED FIRE Samuel Payne	4	65.3 400-200	0:11.25 400-200	0:26.34	0:11.85 [4] (0:11.85)	1.7L					-4
5	3	LAKE'S FOLLY Rochelle Milnes	2	66.9 400-200	0:11.15 400-200	0:26.56	0:11.60 [6] (0:11.60)	2.5L					+1
6	4	PRINCE JOFRA Alana Livesey	6	66.1 600-400	0:11.23 600-400	0:26.35	0:12.05 [3] (0:12.05)	2.6L					+5
7	8	DISAGREEABLE MISS Teagan Voorham	8	65.0 400-200	0:11.14 400-200	0:26.80	0:11.60 [7] (0:11.60)	3.8L					+1

Scratched: Bullfinch (#1), Helix (#9)

- [] Position in running at each section and finish
- # Saddle cloth number
- :-:- No data available at this section
- Background shading for fastest section
- NA No data available

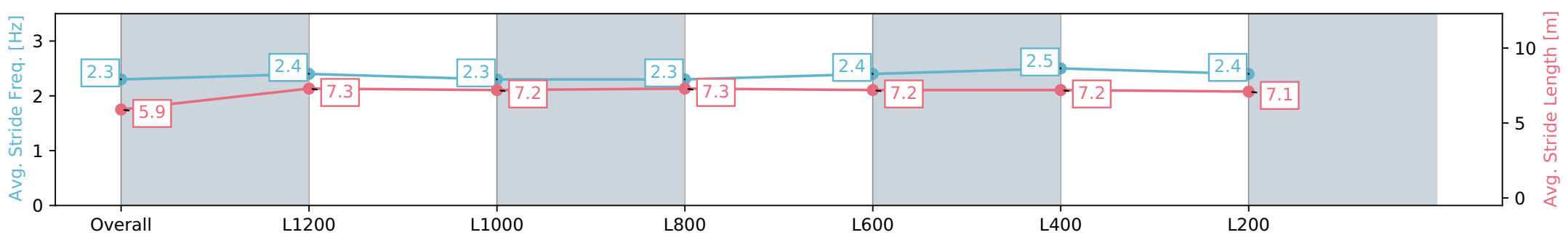
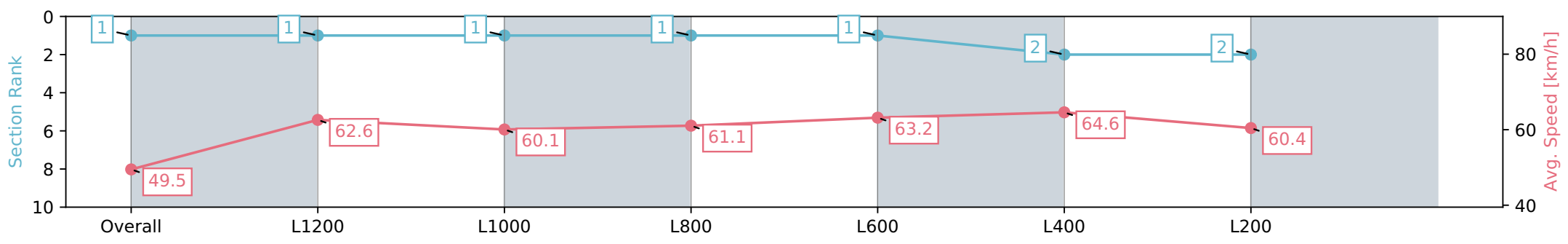
Horse/Jockey Name	WILD IMAGINATION
Finish Rank	1
Fastest Section Time (Section)	0:11.19 (L400)
Top Speed [km/h] (Section)	65.5 (L400)
Race State	Finished



Morphettville Parks SA - Professional
 Race 5: Adelaide Galvanising Industries Handicap - 1400m
 17 February 2024 - 2:47PM
 Track Rating: Good 3, Weather: Fine, Rail Position: +3m 1000m-W/
 Post, True Remainder, Sectional 604m



Section	Overall	L1200	L1000	L800	L600	L400	L200
Section Times	1:24.32 [1] (0:14.55)	1:09.77 [1] (0:11.50)	0:58.27 [1] (0:11.90)	0:46.37 [1] (0:11.79)	0:34.58 [1] (0:11.48)	0:23.10 [2] (0:11.19)	0:11.91 [2] (0:11.91)
Average Speed [km/h]	49.5	62.6	60.1	61.1	63.2	64.6	60.4
Top Speed [km/h]	62.8	63.5	61.0	62.0	65.1	65.5	63.6
Avg. Dist. to Rail [m]	0.7	1.0	1.1	0.6	1.4	1.9	2.7
Avg. Stride Freq. [Hz]	2.3	2.4	2.3	2.3	2.4	2.5	2.4
Avg. Stride Length [m]	5.9	7.3	7.2	7.3	7.2	7.2	7.1



Report Created: Sat 17 February 2024 15:35:26 GMT+11 (Note: Timing is based on positional data)

- [] Ranking at each section and finish
- :-:- No data available at this section
- NA No data available



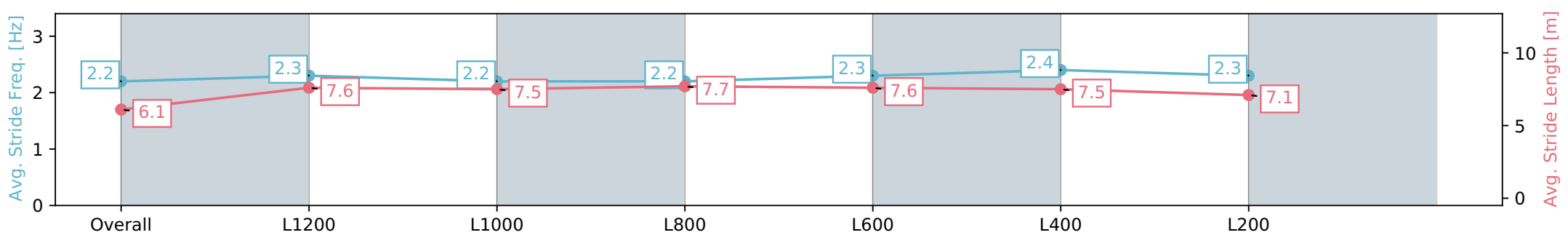
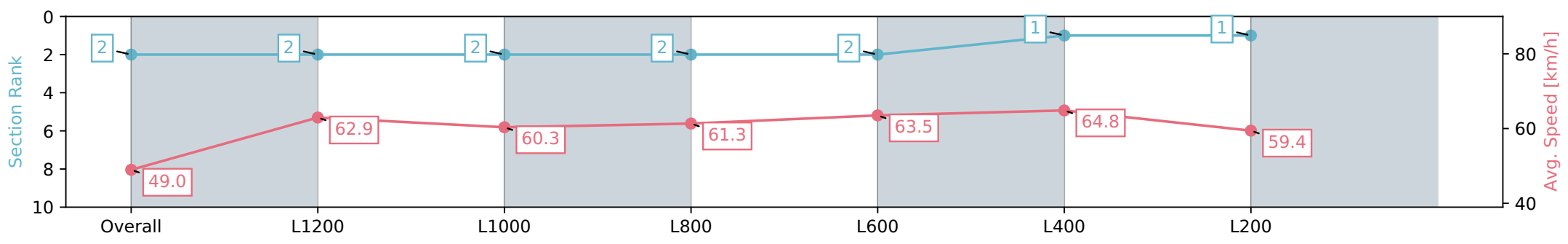
Horse/Jockey Name	LE FERRARI
Finish Rank	2
Fastest Section Time (Section)	0:11.18 (L400)
Top Speed [km/h] (Section)	66.0 (L400)
Race State	Finished



Morphettville Parks SA - Professional
 Race 5: Adelaide Galvanising Industries Handicap - 1400m
 17 February 2024 - 2:47PM
 Track Rating: Good 3, Weather: Fine, Rail Position: +3m 1000m-W/
 Post, True Remainder, Sectional 604m



Section	Overall	L1200	L1000	L800	L600	L400	L200
Section Times	1:24.50 [2] (0:14.71)	1:09.79 [2] (0:11.43)	0:58.36 [2] (0:11.90)	0:46.46 [2] (0:11.76)	0:34.70 [2] (0:11.41)	0:23.29 [1] (0:11.18)	0:12.11 [1] (0:12.11)
Average Speed [km/h]	49.0	62.9	60.3	61.3	63.5	64.8	59.4
Top Speed [km/h]	62.7	64.1	61.1	62.6	65.0	66.0	63.6
Avg. Dist. to Rail [m]	2.3	0.8	0.5	0.3	1.3	3.6	4.3
Avg. Stride Freq. [Hz]	2.2	2.3	2.2	2.2	2.3	2.4	2.3
Avg. Stride Length [m]	6.1	7.6	7.5	7.7	7.6	7.5	7.1



Report Created: Sat 17 February 2024 15:35:29 GMT+11 (Note: Timing is based on positional data)

- [] Ranking at each section and finish
- :-:- No data available at this section
- NA No data available



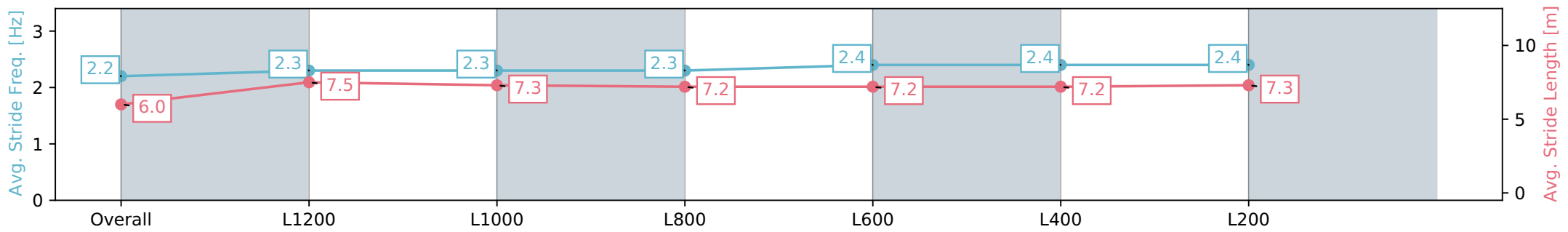
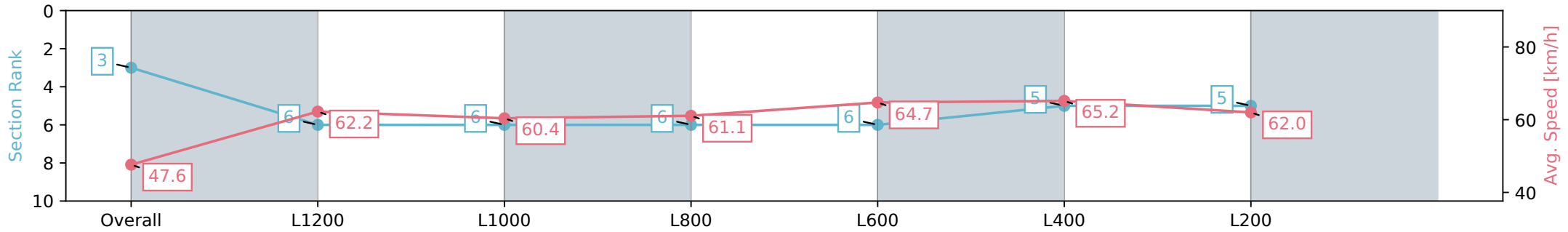
Horse/Jockey Name	THIRSTY GUEST
Finish Rank	3
Fastest Section Time (Section)	0:11.11 (L400)
Top Speed [km/h] (Section)	66.1 (L400)
Race State	Finished



Morphettville Parks SA - Professional
 Race 5: Adelaide Galvanising Industries Handicap - 1400m
 17 February 2024 - 2:47PM
 Track Rating: Good 3, Weather: Fine, Rail Position: +3m 1000m-W/
 Post, True Remainder, Sectional 604m



Section	Overall	L1200	L1000	L800	L600	L400	L200
Section Times	1:24.54 [3] (0:15.11)	1:09.43 [6] (0:11.57)	0:57.85 [6] (0:11.98)	0:45.87 [6] (0:11.85)	0:34.02 [6] (0:11.28)	0:22.74 [5] (0:11.11)	0:11.63 [5] (0:11.63)
Average Speed [km/h]	47.6	62.2	60.4	61.1	64.7	65.2	62.0
Top Speed [km/h]	60.5	63.5	61.8	63.7	65.6	66.1	64.5
Avg. Dist. to Rail [m]	3.9	1.2	1.1	1.9	2.6	3.4	4.8
Avg. Stride Freq. [Hz]	2.2	2.3	2.3	2.3	2.4	2.4	2.4
Avg. Stride Length [m]	6.0	7.5	7.3	7.2	7.2	7.2	7.3



Report Created: Sat 17 February 2024 15:35:32 GMT+11 (Note: Timing is based on positional data)

- [] Ranking at each section and finish
- :-:- No data available at this section
- NA No data available

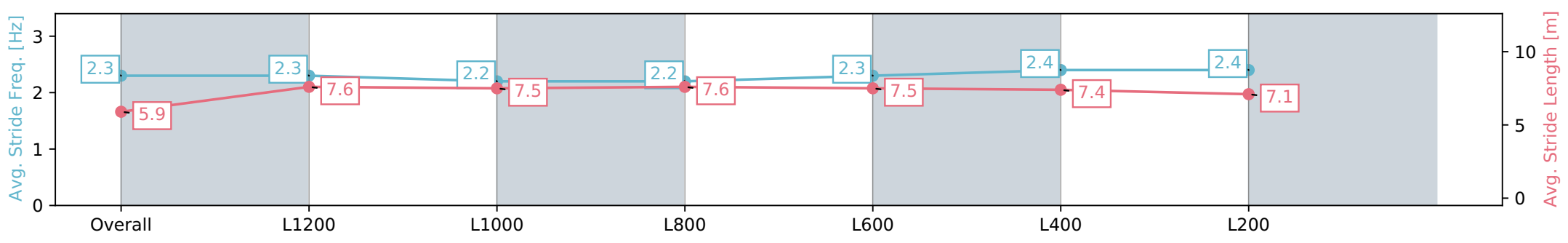
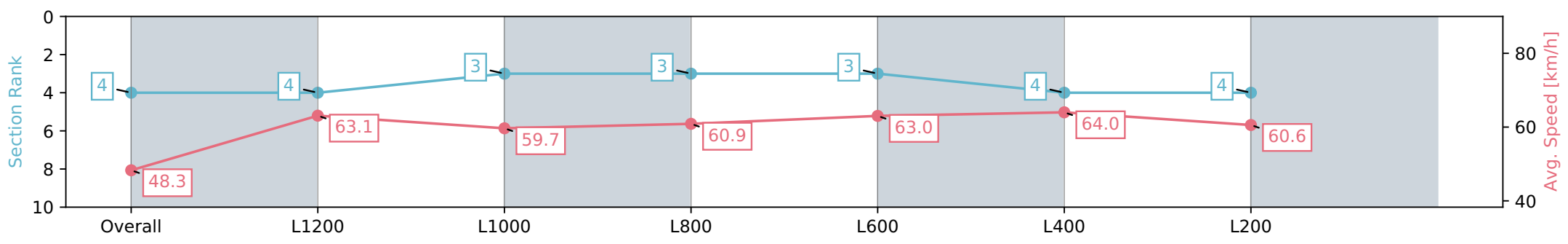
Horse/Jockey Name	EXALTED FIRE
Finish Rank	4
Fastest Section Time (Section)	0:11.25 (L400)
Top Speed [km/h] (Section)	65.3 (L400)
Race State	Finished



Morphettville Parks SA - Professional
 Race 5: Adelaide Galvanising Industries Handicap - 1400m
 17 February 2024 - 2:47PM
 Track Rating: Good 3, Weather: Fine, Rail Position: +3m 1000m-W/
 Post, True Remainder, Sectional 604m



Section	Overall	L1200	L1000	L800	L600	L400	L200
Section Times	1:24.58 [4] (0:14.94)	1:09.64 [4] (0:11.40)	0:58.24 [3] (0:11.96)	0:46.28 [3] (0:11.79)	0:34.49 [3] (0:11.39)	0:23.10 [4] (0:11.25)	0:11.85 [4] (0:11.85)
Average Speed [km/h]	48.3	63.1	59.7	60.9	63.0	64.0	60.6
Top Speed [km/h]	62.1	64.5	60.9	62.1	64.6	65.3	63.5
Avg. Dist. to Rail [m]	3.6	1.1	1.2	1.5	0.7	0.3	0.3
Avg. Stride Freq. [Hz]	2.3	2.3	2.2	2.2	2.3	2.4	2.4
Avg. Stride Length [m]	5.9	7.6	7.5	7.6	7.5	7.4	7.1



Report Created: Sat 17 February 2024 15:35:35 GMT+11 (Note: Timing is based on positional data)

- [] Ranking at each section and finish
- :-:- No data available at this section
- NA No data available



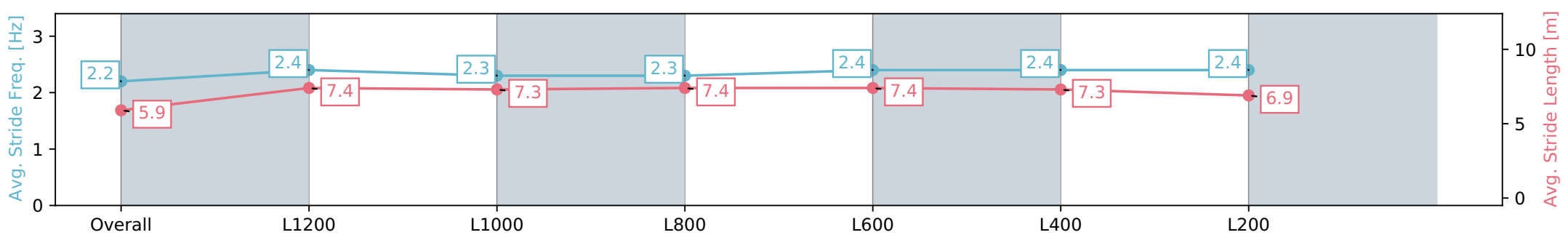
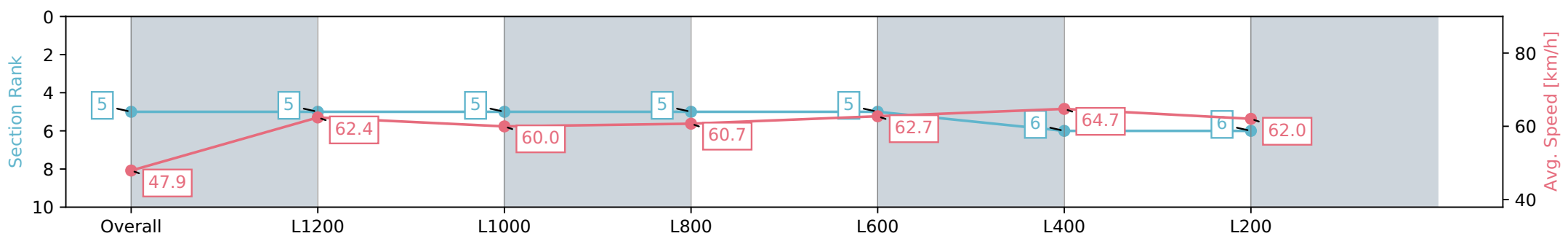
Horse/Jockey Name	LAKE'S FOLLY
Finish Rank	5
Fastest Section Time (Section)	0:11.15 (L400)
Top Speed [km/h] (Section)	66.9 (L400)
Race State	Finished



Morphettville Parks SA - Professional
 Race 5: Adelaide Galvanising Industries Handicap - 1400m
 17 February 2024 - 2:47PM
 Track Rating: Good 3, Weather: Fine, Rail Position: +3m 1000m-W/
 Post, True Remainder, Sectional 604m



Section	Overall	L1200	L1000	L800	L600	L400	L200
Section Times	1:24.72 [5] (0:15.04)	1:09.68 [5] (0:11.52)	0:58.16 [5] (0:12.02)	0:46.14 [5] (0:11.87)	0:34.27 [5] (0:11.52)	0:22.75 [6] (0:11.15)	0:11.60 [6] (0:11.60)
Average Speed [km/h]	47.9	62.4	60.0	60.7	62.7	64.7	62.0
Top Speed [km/h]	60.8	63.7	62.4	61.8	63.9	66.9	64.4
Avg. Dist. to Rail [m]	2.2	1.0	0.5	0.3	0.9	1.6	2.2
Avg. Stride Freq. [Hz]	2.2	2.4	2.3	2.3	2.4	2.4	2.4
Avg. Stride Length [m]	5.9	7.4	7.3	7.4	7.4	7.3	6.9



Report Created: Sat 17 February 2024 15:35:38 GMT+11 (Note: Timing is based on positional data)

- [] Ranking at each section and finish
- :-:- No data available at this section
- NA No data available



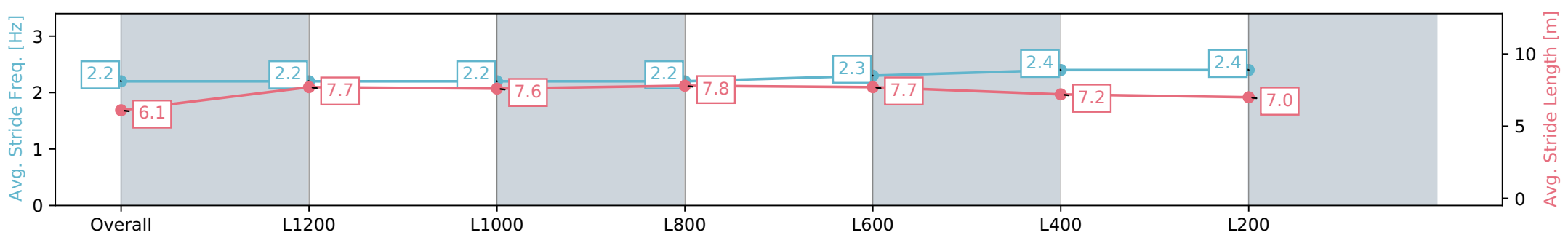
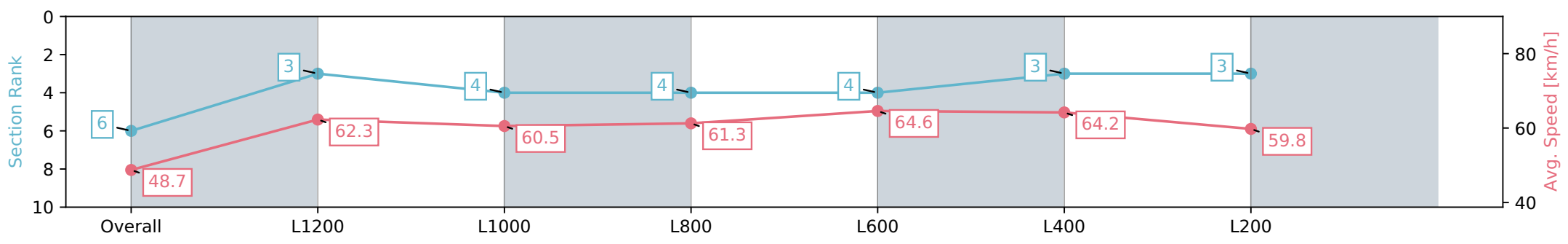
Horse/Jockey Name	PRINCE JOFRA
Finish Rank	6
Fastest Section Time (Section)	0:11.23 (L600)
Top Speed [km/h] (Section)	66.1 (L600)
Race State	Finished



Morphettville Parks SA - Professional
 Race 5: Adelaide Galvanising Industries Handicap - 1400m
 17 February 2024 - 2:47PM
 Track Rating: Good 3, Weather: Fine, Rail Position: +3m 1000m-W/
 Post, True Remainder, Sectional 604m



Section	Overall	L1200	L1000	L800	L600	L400	L200
Section Times	1:24.72 [6] (0:14.80)	1:09.92 [3] (0:11.55)	0:58.37 [4] (0:11.97)	0:46.40 [4] (0:11.79)	0:34.61 [4] (0:11.23)	0:23.38 [3] (0:11.33)	0:12.05 [3] (0:12.05)
Average Speed [km/h]	48.7	62.3	60.5	61.3	64.6	64.2	59.8
Top Speed [km/h]	62.5	62.9	61.8	63.6	66.1	65.4	62.8
Avg. Dist. to Rail [m]	4.8	2.2	1.3	1.1	1.7	4.8	5.6
Avg. Stride Freq. [Hz]	2.2	2.2	2.2	2.2	2.3	2.4	2.4
Avg. Stride Length [m]	6.1	7.7	7.6	7.8	7.7	7.2	7.0



Report Created: Sat 17 February 2024 15:35:41 GMT+11 (Note: Timing is based on positional data)

- [] Ranking at each section and finish
- :-:- No data available at this section
- NA No data available



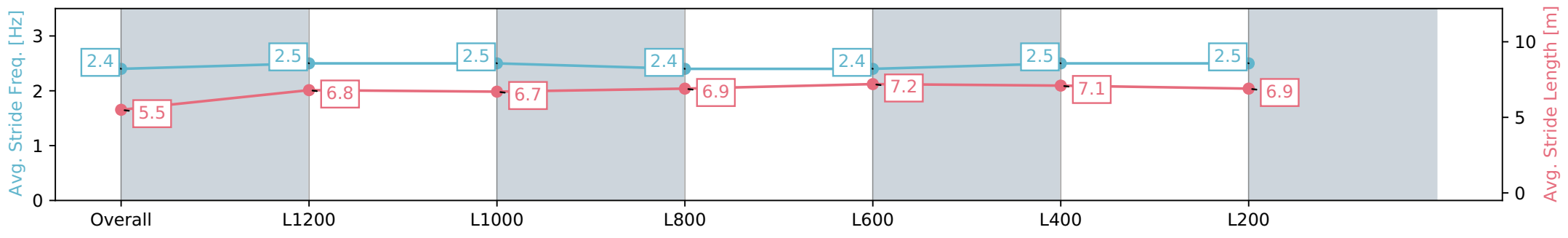
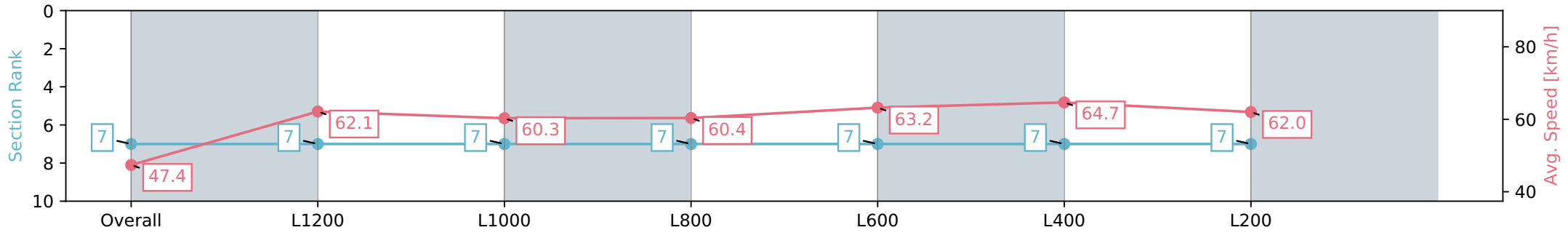
Horse/Jockey Name	DISAGREEABLE MISS
Finish Rank	7
Fastest Section Time (Section)	0:11.14 (L400)
Top Speed [km/h] (Section)	65.0 (L400)
Race State	Finished



Morphettville Parks SA - Professional
 Race 5: Adelaide Galvanising Industries Handicap - 1400m
 17 February 2024 - 2:47PM
 Track Rating: Good 3, Weather: Fine, Rail Position: +3m 1000m-W/
 Post, True Remainder, Sectional 604m



Section	Overall	L1200	L1000	L800	L600	L400	L200
Section Times	1:24.91 [7] (0:15.22)	1:09.69 [7] (0:11.57)	0:58.11 [7] (0:11.99)	0:46.12 [7] (0:11.97)	0:34.15 [7] (0:11.41)	0:22.74 [7] (0:11.14)	0:11.60 [7] (0:11.60)
Average Speed [km/h]	47.4	62.1	60.3	60.4	63.2	64.7	62.0
Top Speed [km/h]	59.8	64.1	62.4	61.8	64.7	65.0	64.8
Avg. Dist. to Rail [m]	5.5	1.2	1.2	1.2	0.5	0.3	1.3
Avg. Stride Freq. [Hz]	2.4	2.5	2.5	2.4	2.4	2.5	2.5
Avg. Stride Length [m]	5.5	6.8	6.7	6.9	7.2	7.1	6.9



Report Created: Sat 17 February 2024 15:35:44 GMT+11 (Note: Timing is based on positional data)

- [] Ranking at each section and finish
- :-:- No data available at this section
- NA No data available