



# Morphettville Parks SA

## Race 4: The Junction Handicap - 1300m

17 February 2024 - 2:16PM



Track Rating: Good 4, Weather: Fine, Rail Position: +3m 1000m-W/Post, True  
Remainder, Sectional 604m

Section								Overall	L1200	L1000	L800	L600	L400		
Field Times								1:17.78 (0:08.45)	1:09.33 (0:11.19)	0:58.14 (0:11.13)	0:47.01 (0:11.30)	0:35.71 (0:11.56)	0:24.15 (0:11.76)		
Position	#	Horse/Jockey	Barrier	Top Speed [km/h]	Fastest Section	First 400m								Distance Travelled From Winner [m]	
1	11	KRISTOBEL Dom Tourneur	4	65.5 600-400	0:08.48 1200-1000	0:25.47	1:17.78 (0:08.48)	1:09.30 [2] (0:11.43)	0:57.87 [4] (0:11.20)	0:46.67 [3] (0:11.25)	0:35.42 [3] (0:11.49)	0:23.93 [4] (0:11.66)			
2	4	CARARADA Jason Holder	9	67.7 1000-800	0:09.01 1200-1000	0:25.52	1:17.79 (0:09.01)	1:08.78 [10] (0:10.93)	0:57.85 [5] (0:11.28)	0:46.57 [5] (0:11.16)	0:35.41 [4] (0:11.46)	0:23.95 [3] (0:11.67)	+6		
3	12	PRANCING COUNTESS Teagan Voorham	1	67.5 600-400	0:08.74 1200-1000	0:25.78	1:17.97 (0:08.74)	1:09.23 [7] (0:11.41)	0:57.82 [7] (0:11.30)	0:46.52 [7] (0:11.13)	0:35.39 [6] (0:11.44)	0:23.95 [6] (0:11.65)	+2		
4	10	BE BRAVE Lachlan Neindorf	3	65.4 1000-800	0:08.70 1200-1000	0:25.66	1:18.10 (0:08.70)	1:09.40 [6] (0:11.33)	0:58.07 [6] (0:11.35)	0:46.72 [6] (0:11.21)	0:35.51 [7] (0:11.44)	0:24.07 [7] (0:11.80)	+8		
5	1	CHAMBERS BAY Todd Pannell	5	65.5 600-400	0:08.49 1200-1000	0:25.44	1:18.10 (0:08.49)	1:09.61 [3] (0:11.35)	0:58.26 [3] (0:11.33)	0:46.93 [4] (0:11.25)	0:35.68 [5] (0:11.53)	0:24.15 [5] (0:11.66)	+4		
6	3	CUBAN WATERS Kayla Crowther	10	66.3 800-600	0:08.45 1200-1000	0:25.22	1:18.14 (0:08.45)	1:09.69 [1] (0:11.19)	0:58.50 [1] (0:11.26)	0:47.24 [2] (0:11.26)	0:35.98 [2] (0:11.57)	0:24.40 [2] (0:11.65)	+5		
6	5	TRES BELLE Jake Toeroek	11	65.0 600-400	0:08.99 1200-1000	0:26.26	1:18.14 (0:08.99)	1:09.15 [9] (0:11.41)	0:57.74 [10] (0:11.54)	0:46.20 [11] (0:11.26)	0:34.94 [12] (0:11.34)	0:23.60 [11] (0:11.39)	+1		
8	2	THINK TANK Jacob Opperman	7	65.6 600-400	0:09.04 1200-1000	0:26.11	1:18.43 (0:09.04)	1:09.39 [11] (0:11.50)	0:57.89 [11] (0:11.38)	0:46.51 [10] (0:11.17)	0:35.34 [10] (0:11.36)	0:23.98 [10] (0:11.56)	+2		
9	7	PULAMBI Margaret Collett	12	65.9 600-400	0:08.84 1200-1000	0:26.02	1:18.58 (0:08.84)	1:09.74 [8] (0:11.45)	0:58.29 [9] (0:11.45)	0:46.84 [9] (0:11.21)	0:35.63 [9] (0:11.44)	0:24.19 [9] (0:11.68)	+9		
10	8	SELLIX Alana Livesey	6	65.6 800-600	0:08.49 1200-1000	0:25.16	1:18.71 (0:08.49)	1:10.22 [4] (0:11.18)	0:59.04 [2] (0:11.10)	0:47.94 [1] (0:11.28)	0:36.65 [1] (0:11.56)	0:25.08 [1] (0:11.94)	-2		

Report Created: Sat 17 February 2024 15:24:10 GMT+11 (Note: Timing is based on positional data)

[ ] Position in running at each section and finish # Saddle cloth number  
 -:-:- No data available at this section ■ Background shading for fastest section  
 NA No data available



Morphettville Parks SA  
 Race 4: The Junction Handicap - 1300m  
 17 February 2024 - 2:16PM



Track Rating: Good 4, Weather: Fine, Rail Position: +3m 1000m-W/Post, True  
 Remainder, Sectional 604m

Section								Overall	L1200	L1000	L800	L600	L400		
Field Times								1:17.78 (0:08.45)	1:09.33 (0:11.19)	0:58.14 (0:11.13)	0:47.01 (0:11.30)	0:35.71 (0:11.56)	0:24.15 (0:11.76)		
Position	#	Horse/Jockey	Barrier	Top Speed [km/h]	Fastest Section	First 400m								Distance Travelled From Winner [m]	
11	6	<b>HAYAI MESU</b> Callan Murray	8	66.0 400-200	0:09.21 1200-1000	0:26.36	1:18.79 (0:09.21)	1:09.58 [12] (0:11.37)	0:58.21 [12] (0:11.45)	0:46.76 [12] (0:11.12)	0:35.64 [11] (0:11.45)	0:24.19 [12] (0:11.67)	+8		
12	9	<b>SOCIAL GROUP</b> Sophie Logan	2	64.7 600-400	0:08.70 1200-1000	0:25.91	1:18.97 (0:08.70)	1:10.27 [5] (0:11.54)	0:58.73 [8] (0:11.38)	0:47.35 [8] (0:11.28)	0:36.07 [8] (0:11.46)	0:24.61 [8] (0:11.71)	+5		
13	13	<b>INNER SANCTUM</b> Britney Wong	13	67.3 1000-800	0:09.70 1200-1000	0:26.59	1:18.99 (0:09.70)	1:09.29 [13] (0:11.39)	0:57.90 [13] (0:11.26)	0:46.64 [13] (0:11.16)	0:35.48 [13] (0:11.22)	0:24.26 [13] (0:11.70)	+6		

- [ ] Position in running at each section and finish
- # Saddle cloth number
- :-:- No data available at this section
- Background shading for fastest section
- NA No data available



Morphettville Parks SA  
 Race 4: The Junction Handicap - 1300m  
 17 February 2024 - 2:16PM



Track Rating: Good 4, Weather: Fine, Rail Position: +3m 1000m-W/Post, True  
 Remainder, Sectional 604m

Section Field Times												L200 0:12.39 (0:12.39)	
Position	#	Horse/Jockey	Barrier	Top Speed [km/h]	Fastest Section	First 400m	Margin						Distance Travelled From Winner [m]
1	11	KRISTOBEL Dom Tourneur	4	65.5 600-400	0:08.48 1200-1000	0:25.47	0:12.27 [3] (0:12.27)	1:17.78					
2	4	CARARADA Jason Holder	9	67.7 1000-800	0:09.01 1200-1000	0:25.52	0:12.28 [2] (0:12.28)	0.1L					+6
3	12	PRANCING COUNTESS Teagan Voorham	1	67.5 600-400	0:08.74 1200-1000	0:25.78	0:12.30 [6] (0:12.30)	1.2L					+2
4	10	BE BRAVE Lachlan Neindorf	3	65.4 1000-800	0:08.70 1200-1000	0:25.66	0:12.27 [7] (0:12.27)	2.0L					+8
5	1	CHAMBERS BAY Todd Pannell	5	65.5 600-400	0:08.49 1200-1000	0:25.44	0:12.49 [5] (0:12.49)	2.0L					+4
6	3	CUBAN WATERS Kayla Crowther	10	66.3 800-600	0:08.45 1200-1000	0:25.22	0:12.75 [1] (0:12.75)	2.3L					+5
6	5	TRES BELLE Jake Toeroek	11	65.0 600-400	0:08.99 1200-1000	0:26.26	0:12.21 [8] (0:12.21)	2.3L					+1
8	2	THINK TANK Jacob Opperman	7	65.6 600-400	0:09.04 1200-1000	0:26.11	0:12.42 [9] (0:12.42)	4.0L					+2
9	7	PULAMBI Margaret Collett	12	65.9 600-400	0:08.84 1200-1000	0:26.02	0:12.51 [11] (0:12.51)	5.0L					+9
10	8	SELLIX Alana Livesey	6	65.6 800-600	0:08.49 1200-1000	0:25.16	0:13.14 [4] (0:13.14)	5.8L					-2



Morphettville Parks SA  
 Race 4: The Junction Handicap - 1300m  
 17 February 2024 - 2:16PM



Track Rating: Good 4, Weather: Fine, Rail Position: +3m 1000m-W/Post, True  
 Remainder, Sectional 604m

Section  
 Field Times

L200  
 0:12.39  
 (0:12.39)

Position	#	Horse/Jockey	Barrier	Top Speed [km/h]	Fastest Section	First 400m	Margin							Distance Travelled From Winner [m]
11	6	HAYAI MESU Callan Murray	8	66.0 400-200	0:09.21 1200-1000	0:26.36	0:12.52 [12] (0:12.52)	6.3L						+8
12	9	SOCIAL GROUP Sophie Logan	2	64.7 600-400	0:08.70 1200-1000	0:25.91	0:12.90 [10] (0:12.90)	7.4L						+5
13	13	INNER SANCTUM Britney Wong	13	67.3 1000-800	0:09.70 1200-1000	0:26.59	0:12.56 [13] (0:12.56)	7.6L						+6

- [ ] Position in running at each section and finish
- # Saddle cloth number
- :--:- No data available at this section
- Background shading for fastest section
- NA No data available

Horse/Jockey Name	KRISTOBEL
Finish Rank	1
Fastest Section Time (Section)	0:08.48 (Overall)
Top Speed [km/h] (Section)	65.5 (L800)
Race State	Finished



Morphettville Parks SA - Professional

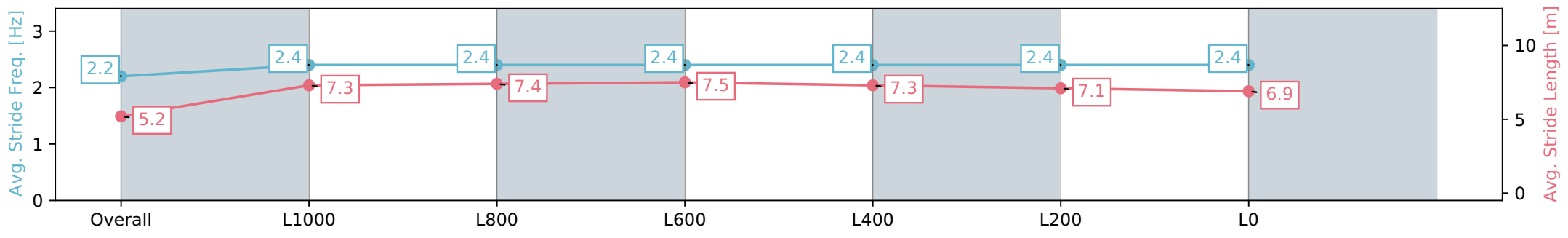
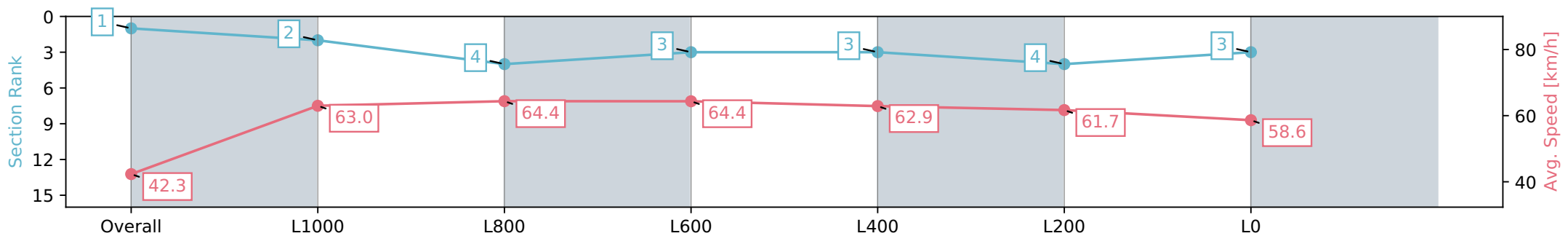
Race 4: The Junction Handicap - 1300m

17 February 2024 - 2:16PM

Track Rating: Good 4, Weather: Fine, Rail Position: +3m 1000m-W/  
Post, True Remainder, Sectional 604m



Section	Overall	L1000	L800	L600	L400	L200	L0
Section Times	1:17.78 [1] (0:08.48)	1:09.30 [2] (0:11.43)	0:57.87 [4] (0:11.20)	0:46.67 [3] (0:11.25)	0:35.42 [3] (0:11.49)	0:23.93 [4] (0:11.66)	0:12.27 [3] (0:12.27)
Average Speed [km/h]	42.3	63.0	64.4	64.4	62.9	61.7	58.6
Top Speed [km/h]	60.0	64.8	65.4	65.5	64.1	62.6	61.6
Avg. Dist. to Rail [m]	4.9	1.1	1.0	2.2	0.9	0.3	0.3
Avg. Stride Freq. [Hz]	2.2	2.4	2.4	2.4	2.4	2.4	2.4
Avg. Stride Length [m]	5.2	7.3	7.4	7.5	7.3	7.1	6.9



- [ ] Ranking at each section and finish
- :-:- No data available at this section
- NA No data available

Horse/Jockey Name	CARARADA
Finish Rank	2
Fastest Section Time (Section)	0:09.01 (Overall)
Top Speed [km/h] (Section)	67.7 (L1200)
Race State	Finished



Morphettville Parks SA - Professional

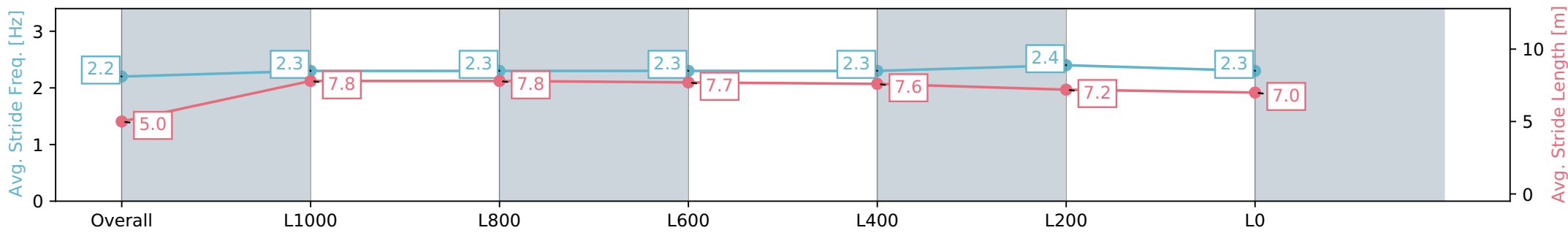
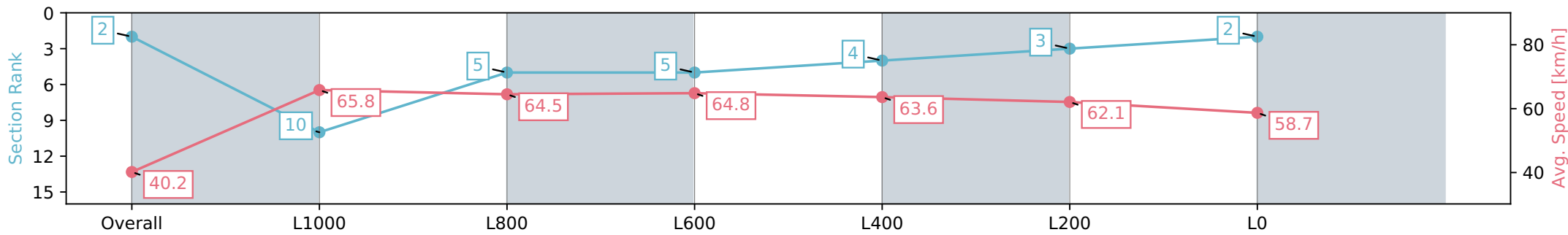
Race 4: The Junction Handicap - 1300m

17 February 2024 - 2:16PM

Track Rating: Good 4, Weather: Fine, Rail Position: +3m 1000m-W/  
Post, True Remainder, Sectional 604m



Section	Overall	L1000	L800	L600	L400	L200	L0
Section Times	1:17.79 [2] (0:09.01)	1:08.78 [10] (0:10.93)	0:57.85 [5] (0:11.28)	0:46.57 [5] (0:11.16)	0:35.41 [4] (0:11.46)	0:23.95 [3] (0:11.67)	0:12.28 [2] (0:12.28)
Average Speed [km/h]	40.2	65.8	64.5	64.8	63.6	62.1	58.7
Top Speed [km/h]	62.8	67.7	66.3	65.5	65.2	63.6	61.7
Avg. Dist. to Rail [m]	9.5	3.4	1.9	2.0	2.3	3.7	4.3
Avg. Stride Freq. [Hz]	2.2	2.3	2.3	2.3	2.3	2.4	2.3
Avg. Stride Length [m]	5.0	7.8	7.8	7.7	7.6	7.2	7.0



Report Created: Sat 17 February 2024 15:24:19 GMT+11 (Note: Timing is based on positional data)

- [ ] Ranking at each section and finish
- :-:- No data available at this section
- NA No data available

Horse/Jockey Name	PRANCING COUNTESS
Finish Rank	3
Fastest Section Time (Section)	0:08.74 (Overall)
Top Speed [km/h] (Section)	67.5 (L800)
Race State	Finished



Morphettville Parks SA - Professional

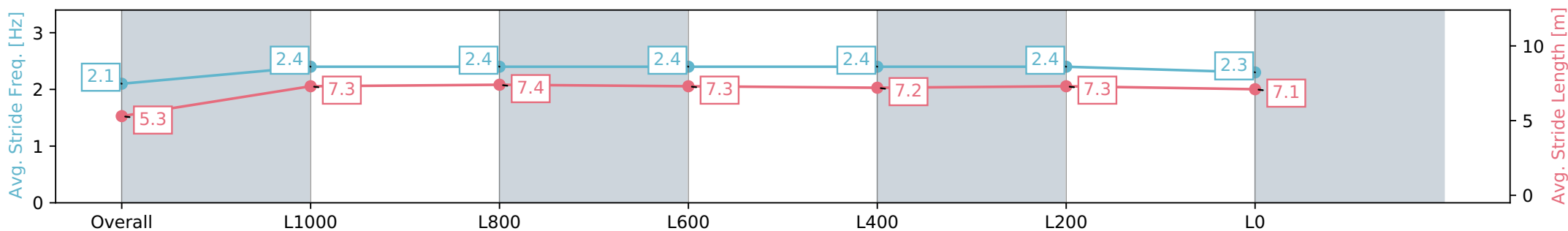
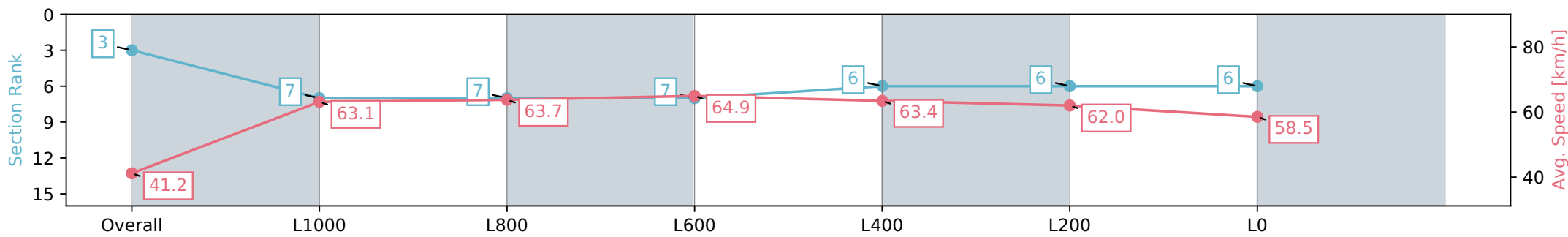
Race 4: The Junction Handicap - 1300m

17 February 2024 - 2:16PM

Track Rating: Good 4, Weather: Fine, Rail Position: +3m 1000m-W/  
Post, True Remainder, Sectional 604m



Section	Overall	L1000	L800	L600	L400	L200	L0
Section Times	1:17.97 [3] (0:08.74)	1:09.23 [7] (0:11.41)	0:57.82 [7] (0:11.30)	0:46.52 [7] (0:11.13)	0:35.39 [6] (0:11.44)	0:23.95 [6] (0:11.65)	0:12.30 [6] (0:12.30)
Average Speed [km/h]	41.2	63.1	63.7	64.9	63.4	62.0	58.5
Top Speed [km/h]	60.4	64.4	64.5	67.5	64.5	62.9	61.3
Avg. Dist. to Rail [m]	2.5	1.0	0.8	1.5	1.6	1.1	0.5
Avg. Stride Freq. [Hz]	2.1	2.4	2.4	2.4	2.4	2.4	2.3
Avg. Stride Length [m]	5.3	7.3	7.4	7.3	7.2	7.3	7.1



Report Created: Sat 17 February 2024 15:24:23 GMT+11 (Note: Timing is based on positional data)

- [ ] Ranking at each section and finish
- :-:- No data available at this section
- NA No data available

Horse/Jockey Name	BE BRAVE
Finish Rank	4
Fastest Section Time (Section)	0:08.70 (Overall)
Top Speed [km/h] (Section)	65.4 (L1200)
Race State	Finished



Morphettville Parks SA - Professional

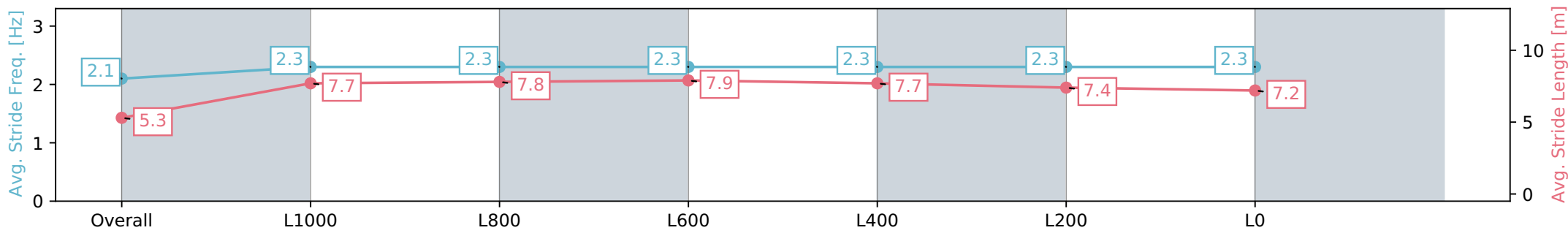
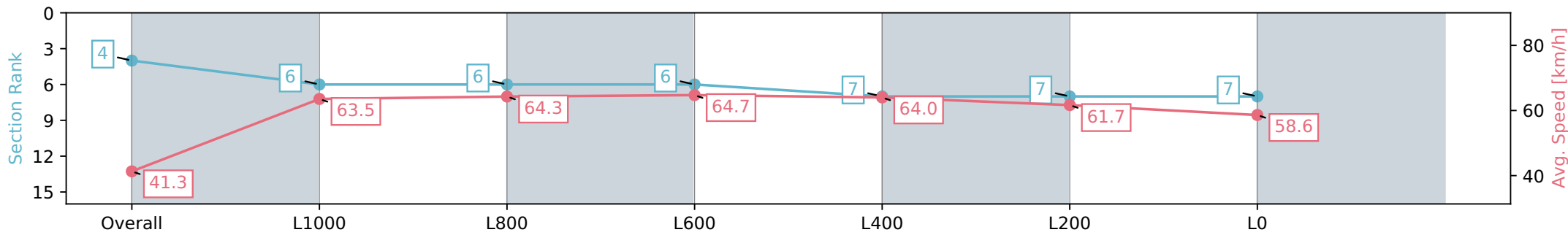
Race 4: The Junction Handicap - 1300m

17 February 2024 - 2:16PM

Track Rating: Good 4, Weather: Fine, Rail Position: +3m 1000m-W/  
Post, True Remainder, Sectional 604m



Section	Overall	L1000	L800	L600	L400	L200	L0
Section Times	1:18.10 [4] (0:08.70)	1:09.40 [6] (0:11.33)	0:58.07 [6] (0:11.35)	0:46.72 [6] (0:11.21)	0:35.51 [7] (0:11.44)	0:24.07 [7] (0:11.80)	0:12.27 [7] (0:12.27)
Average Speed [km/h]	41.3	63.5	64.3	64.7	64.0	61.7	58.6
Top Speed [km/h]	60.5	65.4	65.4	65.1	64.7	63.4	61.6
Avg. Dist. to Rail [m]	4.6	2.2	2.6	2.9	3.2	4.5	6.0
Avg. Stride Freq. [Hz]	2.1	2.3	2.3	2.3	2.3	2.3	2.3
Avg. Stride Length [m]	5.3	7.7	7.8	7.9	7.7	7.4	7.2



Report Created: Sat 17 February 2024 15:24:27 GMT+11 (Note: Timing is based on positional data)

- [ ] Ranking at each section and finish
- :-:- No data available at this section
- NA No data available



Horse/Jockey Name	CHAMBERS BAY
Finish Rank	5
Fastest Section Time (Section)	0:08.49 (Overall)
Top Speed [km/h] (Section)	65.5 (L800)
Race State	Finished



Morphettville Parks SA - Professional

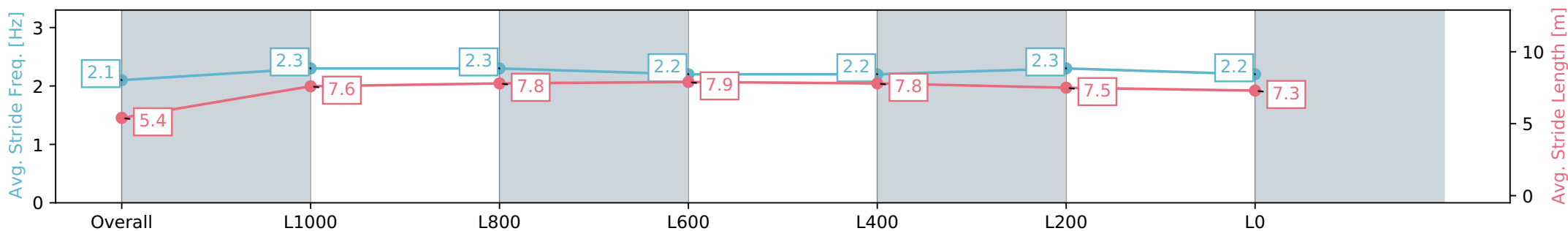
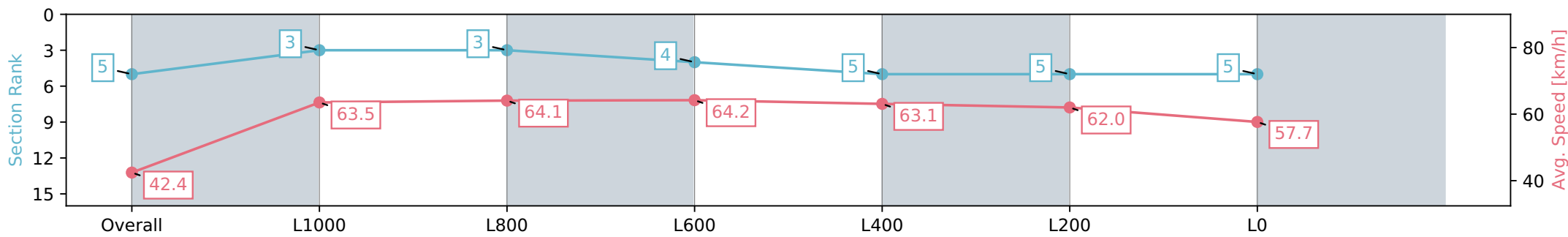
Race 4: The Junction Handicap - 1300m

17 February 2024 - 2:16PM

Track Rating: Good 4, Weather: Fine, Rail Position: +3m 1000m-W/  
Post, True Remainder, Sectional 604m



Section	Overall	L1000	L800	L600	L400	L200	L0
Section Times	1:18.10 [5] (0:08.49)	1:09.61 [3] (0:11.35)	0:58.26 [3] (0:11.33)	0:46.93 [4] (0:11.25)	0:35.68 [5] (0:11.53)	0:24.15 [5] (0:11.66)	0:12.49 [5] (0:12.49)
Average Speed [km/h]	42.4	63.5	64.1	64.2	63.1	62.0	57.7
Top Speed [km/h]	60.9	64.9	64.9	65.5	64.1	62.7	60.9
Avg. Dist. to Rail [m]	6.4	1.9	1.5	1.7	1.9	2.3	3.4
Avg. Stride Freq. [Hz]	2.1	2.3	2.3	2.2	2.2	2.3	2.2
Avg. Stride Length [m]	5.4	7.6	7.8	7.9	7.8	7.5	7.3



- [ ] Ranking at each section and finish
- :-:- No data available at this section
- NA No data available

Horse/Jockey Name	CUBAN WATERS
Finish Rank	6
Fastest Section Time (Section)	0:08.45 (Overall)
Top Speed [km/h] (Section)	66.3 (L1000)
Race State	Finished



Morphettville Parks SA - Professional

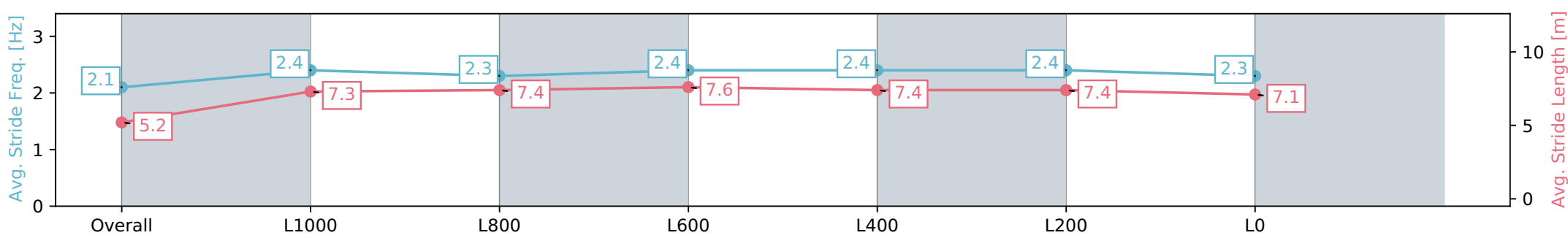
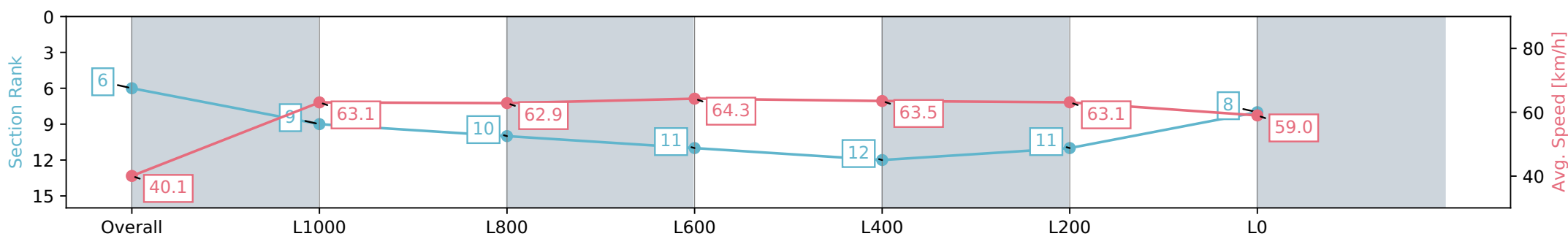
Race 4: The Junction Handicap - 1300m

17 February 2024 - 2:16PM

Track Rating: Good 4, Weather: Fine, Rail Position: +3m 1000m-W/  
Post, True Remainder, Sectional 604m



Section	Overall	L1000	L800	L600	L400	L200	L0
Section Times	1:18.14 [6] (0:08.45)	1:09.69 [1] (0:11.19)	0:58.50 [1] (0:11.26)	0:47.24 [2] (0:11.26)	0:35.98 [2] (0:11.57)	0:24.40 [2] (0:11.65)	0:12.75 [1] (0:12.75)
Average Speed [km/h]	42.7	64.4	64.4	64.1	63.0	62.0	56.6
Top Speed [km/h]	61.4	65.5	66.3	65.0	63.6	62.8	60.7
Avg. Dist. to Rail [m]	10.1	2.9	1.4	2.2	2.3	2.7	2.4
Avg. Stride Freq. [Hz]	2.2	2.3	2.3	2.3	2.3	2.3	2.3
Avg. Stride Length [m]	5.3	7.7	7.7	7.5	7.3	7.1	6.8



[ ] Ranking at each section and finish  
 -:-:- No data available at this section  
 NA No data available

Horse/Jockey Name	TRES BELLE
Finish Rank	6
Fastest Section Time (Section)	0:08.99 (Overall)
Top Speed [km/h] (Section)	65.0 (L800)
Race State	Finished



Morphettville Parks SA - Professional

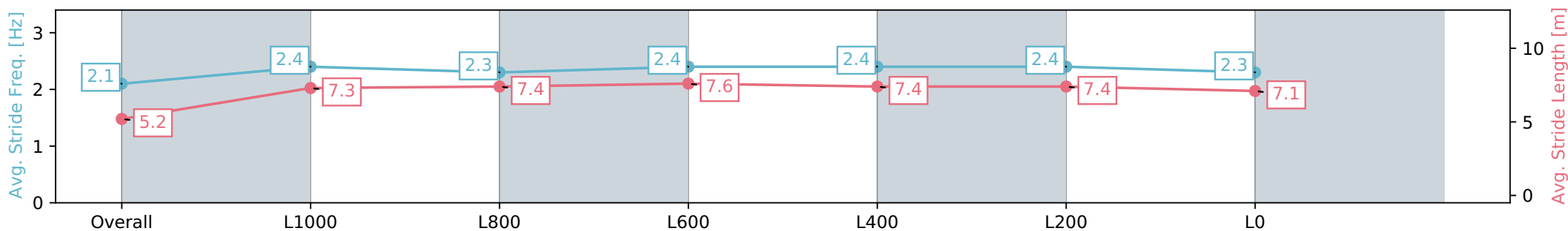
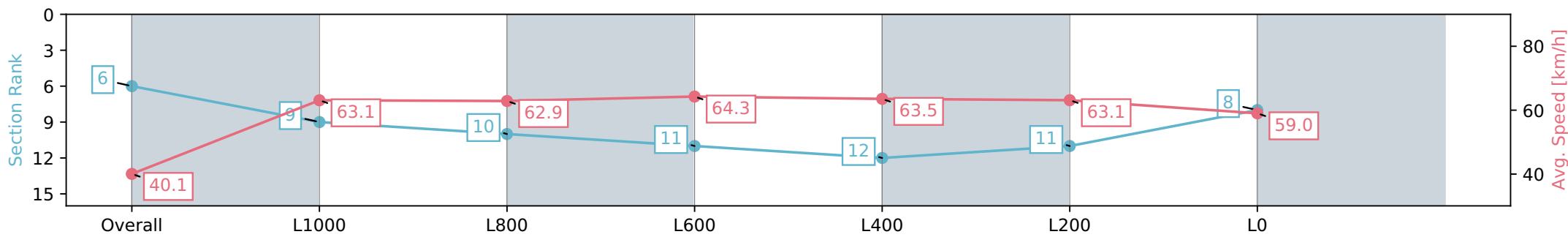
Race 4: The Junction Handicap - 1300m

17 February 2024 - 2:16PM

Track Rating: Good 4, Weather: Fine, Rail Position: +3m 1000m-W/  
Post, True Remainder, Sectional 604m



Section	Overall	L1000	L800	L600	L400	L200	L0
Section Times	1:18.14 [6] (0:08.99)	1:09.15 [9] (0:11.41)	0:57.74 [10] (0:11.54)	0:46.20 [11] (0:11.26)	0:34.94 [12] (0:11.34)	0:23.60 [11] (0:11.39)	0:12.21 [8] (0:12.21)
Average Speed [km/h]	40.1	63.1	62.9	64.3	63.5	63.1	59.0
Top Speed [km/h]	58.6	64.9	64.9	65.0	65.0	64.4	62.2
Avg. Dist. to Rail [m]	9.9	1.8	1.5	1.8	0.5	0.4	3.2
Avg. Stride Freq. [Hz]	2.1	2.4	2.3	2.4	2.4	2.4	2.3
Avg. Stride Length [m]	5.2	7.3	7.4	7.6	7.4	7.4	7.1



- [ ] Ranking at each section and finish
- :-:- No data available at this section
- NA No data available

Horse/Jockey Name	THINK TANK
Finish Rank	8
Fastest Section Time (Section)	0:09.04 (Overall)
Top Speed [km/h] (Section)	65.6 (L800)
Race State	Finished



Morphettville Parks SA - Professional

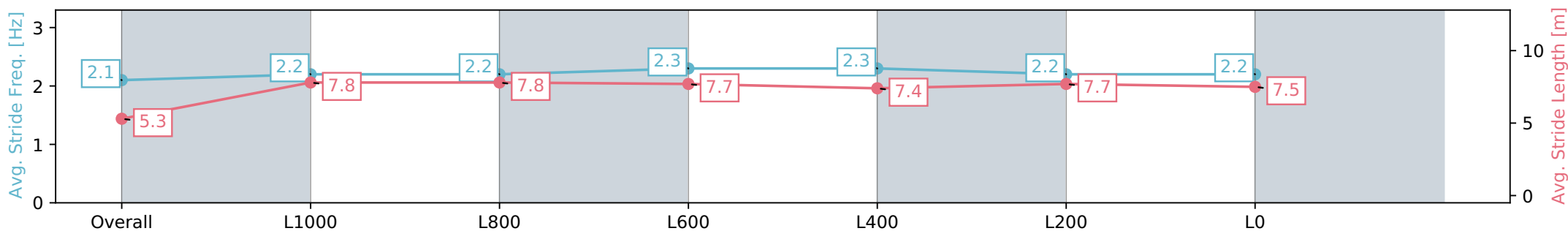
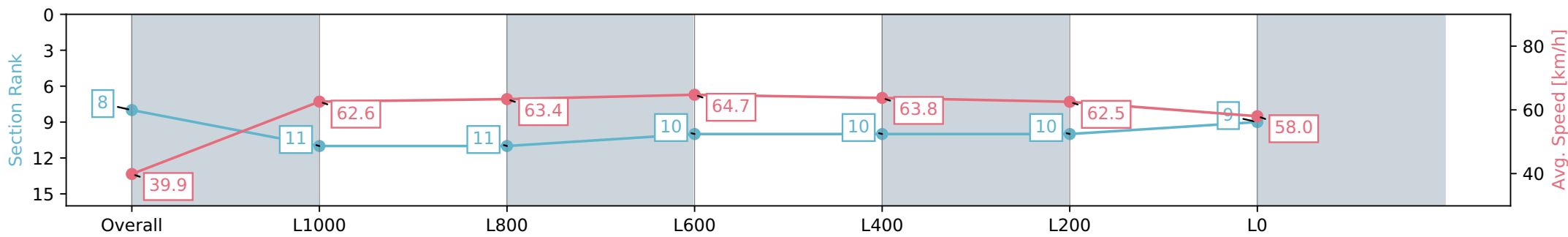
Race 4: The Junction Handicap - 1300m

17 February 2024 - 2:16PM

Track Rating: Good 4, Weather: Fine, Rail Position: +3m 1000m-W/  
Post, True Remainder, Sectional 604m



Section	Overall	L1000	L800	L600	L400	L200	L0
Section Times	1:18.43 [8] (0:09.04)	1:09.39 [11] (0:11.50)	0:57.89 [11] (0:11.38)	0:46.51 [10] (0:11.17)	0:35.34 [10] (0:11.36)	0:23.98 [10] (0:11.56)	0:12.42 [9] (0:12.42)
Average Speed [km/h]	39.9	62.6	63.4	64.7	63.8	62.5	58.0
Top Speed [km/h]	59.5	63.9	64.2	65.6	65.0	63.1	61.6
Avg. Dist. to Rail [m]	7.0	1.2	0.6	1.1	1.2	2.5	4.0
Avg. Stride Freq. [Hz]	2.1	2.2	2.2	2.3	2.3	2.2	2.2
Avg. Stride Length [m]	5.3	7.8	7.8	7.7	7.4	7.7	7.5



- [ ] Ranking at each section and finish
- :-:- No data available at this section
- NA No data available

Horse/Jockey Name	PULAMBI
Finish Rank	9
Fastest Section Time (Section)	0:08.84 (Overall)
Top Speed [km/h] (Section)	65.9 (L800)
Race State	Finished



Morphettville Parks SA - Professional

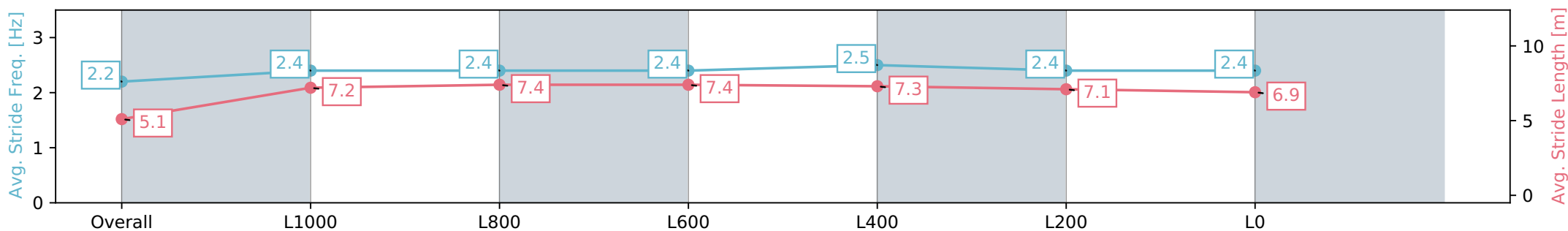
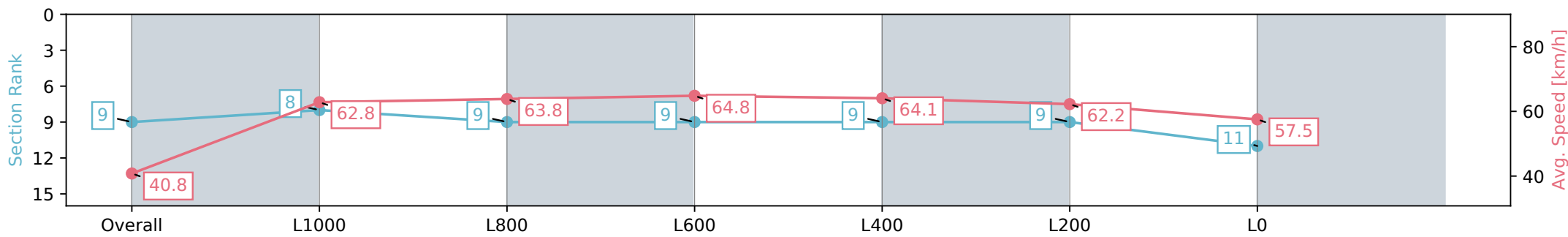
Race 4: The Junction Handicap - 1300m

17 February 2024 - 2:16PM

Track Rating: Good 4, Weather: Fine, Rail Position: +3m 1000m-W/  
Post, True Remainder, Sectional 604m



Section	Overall	L1000	L800	L600	L400	L200	L0
Section Times	1:18.58 [9] (0:08.84)	1:09.74 [8] (0:11.45)	0:58.29 [9] (0:11.45)	0:46.84 [9] (0:11.21)	0:35.63 [9] (0:11.44)	0:24.19 [9] (0:11.68)	0:12.51 [11] (0:12.51)
Average Speed [km/h]	40.8	62.8	63.8	64.8	64.1	62.2	57.5
Top Speed [km/h]	59.0	65.3	64.7	65.9	65.7	63.8	60.8
Avg. Dist. to Rail [m]	11.3	3.2	2.7	3.2	3.4	4.8	6.5
Avg. Stride Freq. [Hz]	2.2	2.4	2.4	2.4	2.5	2.4	2.4
Avg. Stride Length [m]	5.1	7.2	7.4	7.4	7.4	7.1	6.9



- [ ] Ranking at each section and finish
- :-:- No data available at this section
- NA No data available

Horse/Jockey Name	SELLIX
Finish Rank	10
Fastest Section Time (Section)	0:08.49 (Overall)
Top Speed [km/h] (Section)	65.6 (L1000)
Race State	Finished



Morphettville Parks SA - Professional

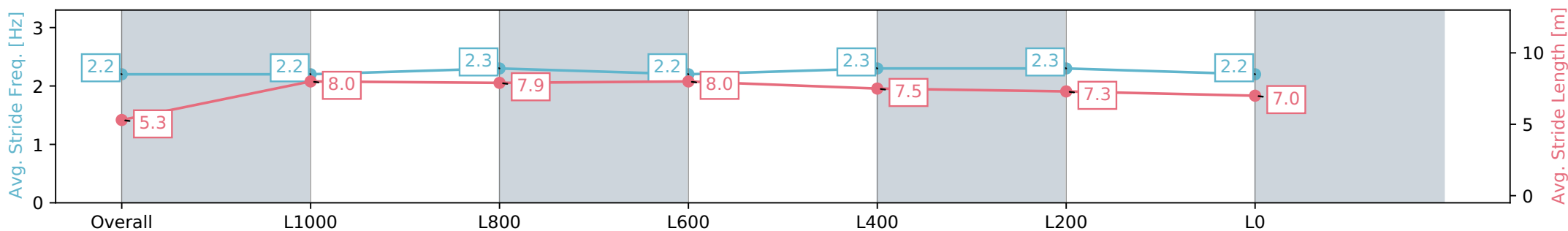
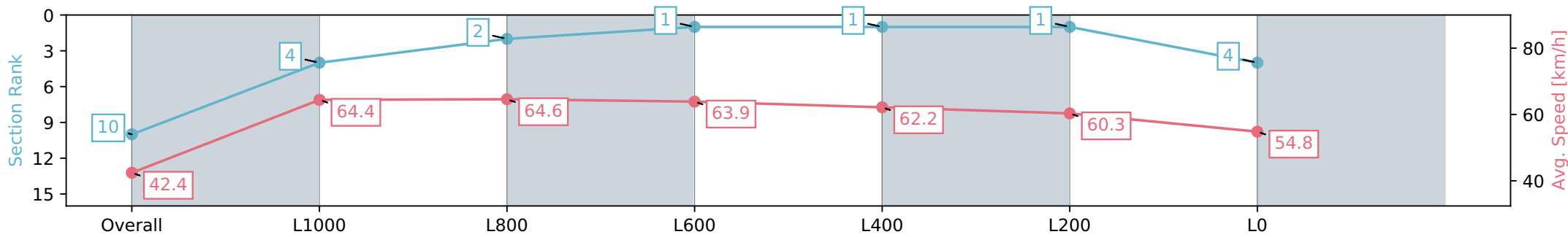
Race 4: The Junction Handicap - 1300m

17 February 2024 - 2:16PM

Track Rating: Good 4, Weather: Fine, Rail Position: +3m 1000m-W/  
Post, True Remainder, Sectional 604m



Section	Overall	L1000	L800	L600	L400	L200	L0
Section Times	1:18.71 [10] (0:08.49)	1:10.22 [4] (0:11.18)	0:59.04 [2] (0:11.10)	0:47.94 [1] (0:11.28)	0:36.65 [1] (0:11.56)	0:25.08 [1] (0:11.94)	0:13.14 [4] (0:13.14)
Average Speed [km/h]	42.4	64.4	64.6	63.9	62.2	60.3	54.8
Top Speed [km/h]	62.9	65.1	65.6	64.8	62.9	61.4	58.2
Avg. Dist. to Rail [m]	6.8	1.7	0.6	0.3	0.3	0.3	1.1
Avg. Stride Freq. [Hz]	2.2	2.2	2.3	2.2	2.3	2.3	2.2
Avg. Stride Length [m]	5.3	8.0	7.9	8.0	7.5	7.3	7.0



- [ ] Ranking at each section and finish
- :-:- No data available at this section
- NA No data available

Horse/Jockey Name	HAYAI MESU
Finish Rank	11
Fastest Section Time (Section)	0:09.21 (Overall)
Top Speed [km/h] (Section)	66.0 (L600)
Race State	Finished



Morphettville Parks SA - Professional

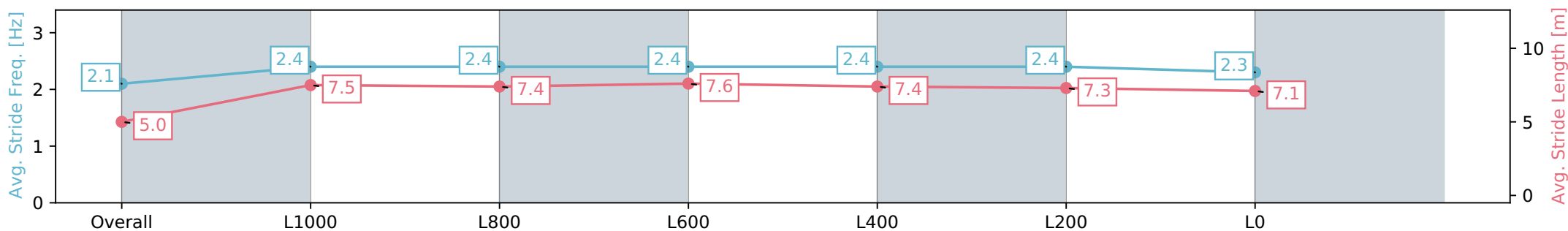
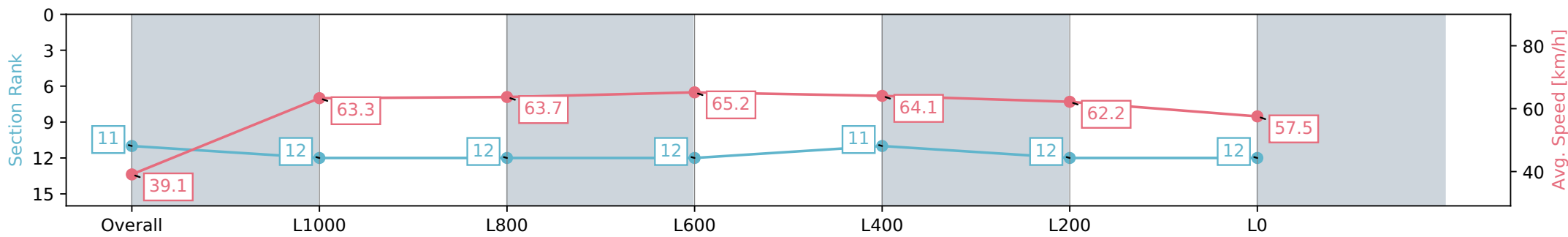
Race 4: The Junction Handicap - 1300m

17 February 2024 - 2:16PM

Track Rating: Good 4, Weather: Fine, Rail Position: +3m 1000m-W/  
Post, True Remainder, Sectional 604m



Section	Overall	L1000	L800	L600	L400	L200	L0
Section Times	1:18.79 [11] (0:09.21)	1:09.58 [12] (0:11.37)	0:58.21 [12] (0:11.45)	0:46.76 [12] (0:11.12)	0:35.64 [11] (0:11.45)	0:24.19 [12] (0:11.67)	0:12.52 [12] (0:12.52)
Average Speed [km/h]	39.1	63.3	63.7	65.2	64.1	62.2	57.5
Top Speed [km/h]	57.7	65.3	64.9	65.9	66.0	63.3	60.9
Avg. Dist. to Rail [m]	8.1	2.1	2.6	2.9	3.3	4.6	6.9
Avg. Stride Freq. [Hz]	2.1	2.4	2.4	2.4	2.4	2.4	2.3
Avg. Stride Length [m]	5.0	7.5	7.4	7.6	7.4	7.3	7.1



- [ ] Ranking at each section and finish
- :-:- No data available at this section
- NA No data available

Horse/Jockey Name	SOCIAL GROUP
Finish Rank	12
Fastest Section Time (Section)	0:08.70 (Overall)
Top Speed [km/h] (Section)	64.7 (L800)
Race State	Finished



Morphettville Parks SA - Professional

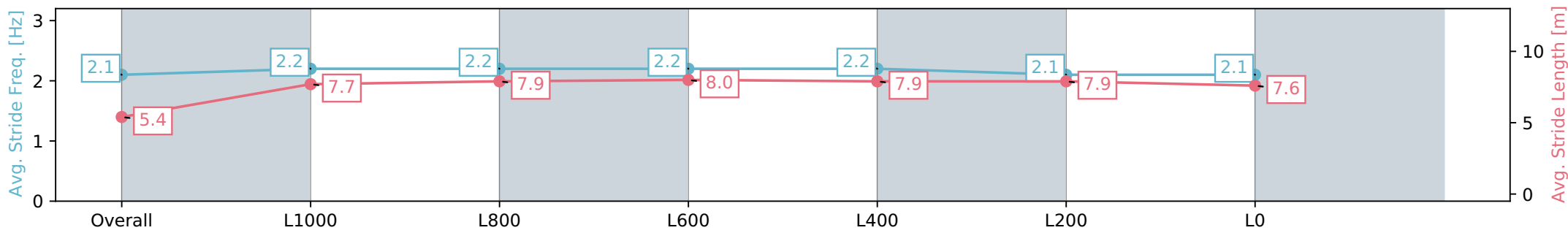
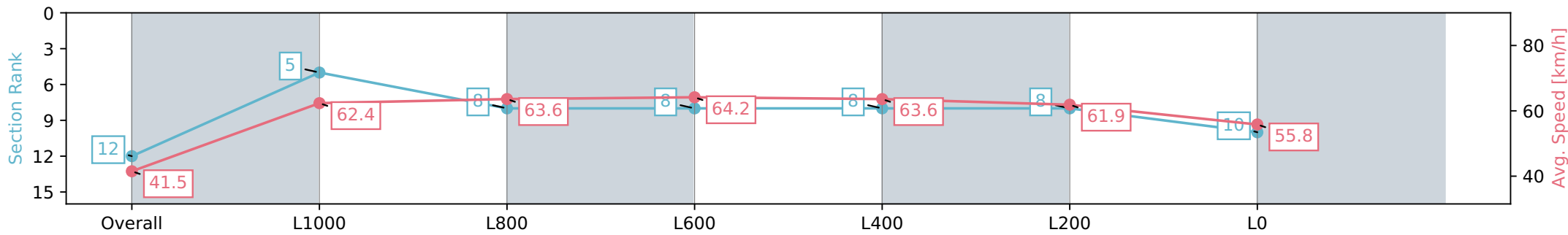
Race 4: The Junction Handicap - 1300m

17 February 2024 - 2:16PM

Track Rating: Good 4, Weather: Fine, Rail Position: +3m 1000m-W/  
Post, True Remainder, Sectional 604m



Section	Overall	L1000	L800	L600	L400	L200	L0
Section Times	1:18.97 [12] (0:08.70)	1:10.27 [5] (0:11.54)	0:58.73 [8] (0:11.38)	0:47.35 [8] (0:11.28)	0:36.07 [8] (0:11.46)	0:24.61 [8] (0:11.71)	0:12.90 [10] (0:12.90)
Average Speed [km/h]	41.5	62.4	63.6	64.2	63.6	61.9	55.8
Top Speed [km/h]	59.7	63.9	64.4	64.7	64.3	63.2	59.9
Avg. Dist. to Rail [m]	3.5	1.1	1.2	1.9	2.2	3.3	4.9
Avg. Stride Freq. [Hz]	2.1	2.2	2.2	2.2	2.2	2.1	2.1
Avg. Stride Length [m]	5.4	7.7	7.9	8.0	7.9	7.9	7.6



[ ] Ranking at each section and finish  
 -:-:- No data available at this section  
 NA No data available



Horse/Jockey Name	INNER SANCTUM
Finish Rank	13
Fastest Section Time (Section)	0:09.70 (Overall)
Top Speed [km/h] (Section)	67.3 (L1200)
Race State	Finished



Morphettville Parks SA - Professional

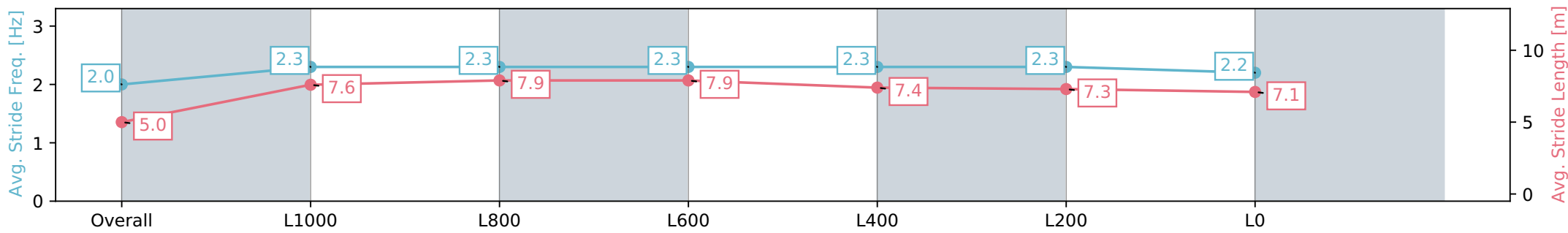
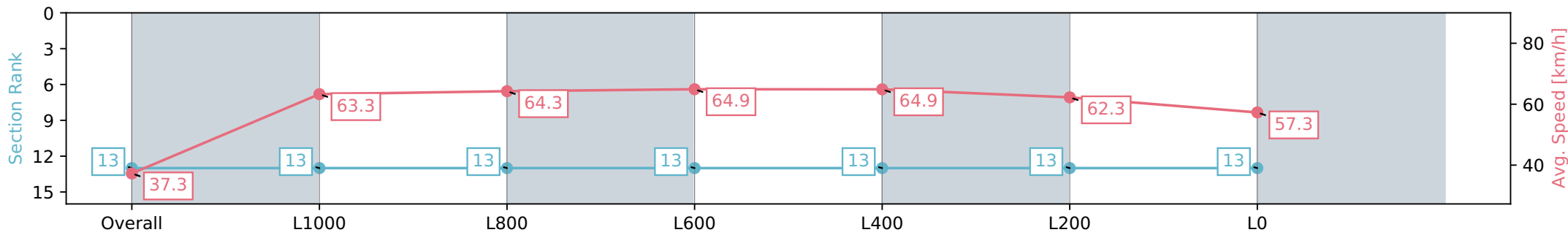
Race 4: The Junction Handicap - 1300m

17 February 2024 - 2:16PM

Track Rating: Good 4, Weather: Fine, Rail Position: +3m 1000m-W/  
Post, True Remainder, Sectional 604m



Section	Overall	L1000	L800	L600	L400	L200	L0
Section Times	1:18.99 [13] (0:09.70)	1:09.29 [13] (0:11.39)	0:57.90 [13] (0:11.26)	0:46.64 [13] (0:11.16)	0:35.48 [13] (0:11.22)	0:24.26 [13] (0:11.70)	0:12.56 [13] (0:12.56)
Average Speed [km/h]	37.3	63.3	64.3	64.9	64.9	62.3	57.3
Top Speed [km/h]	57.2	67.3	66.3	66.0	66.3	64.4	60.7
Avg. Dist. to Rail [m]	12.7	1.9	1.4	2.3	2.4	5.3	7.1
Avg. Stride Freq. [Hz]	2.0	2.3	2.3	2.3	2.3	2.3	2.2
Avg. Stride Length [m]	5.0	7.6	7.9	7.9	7.4	7.3	7.1



[ ] Ranking at each section and finish  
 -:-:- No data available at this section  
 NA No data available