



RACING SA

Morphettville SA
Race 8: Congrats Mandy & Peter 2024 Handicap - 1100m
10 February 2024 - 4:38PM



Track Rating: Good 4, Weather: Fine, Rail Position: +3m 1200m - W/Post, True Remainder

Sectional 604m

Table with columns: Section, Field Times, Position, #, Horse/Jockey, Barrier, Top Speed [km/h], Fastest Section, First 400m, Overall, L1000, L800, L600, L400, L200, Margin, Distance Travelled From Winner [m]. Rows include horses like CELSIUS STAR, LARIMER STREET, PEGASI, MAGIC MAX, PICARGO, ASTON RAPOVA, MANHATTEN TIMES, EL SALTO.

Scratched: Wolflands (#5), Jacks On Ice (#9), Brereton (#10), La Defense (#11)

- [] Position in running at each section and finish
Saddle cloth number
-:-:- No data available at this section
NA No data available

Horse/Jockey Name	CELSIUS STAR
Finish Rank	1
Fastest Section Time (Section)	0:08.67 (Overall)
Top Speed [km/h] (Section)	70.3 (L400)
Race State	Finished



Morphettville SA - Professional

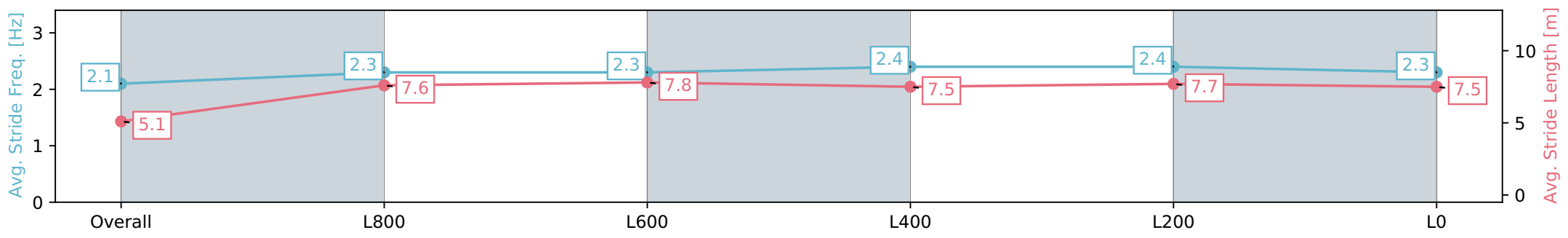
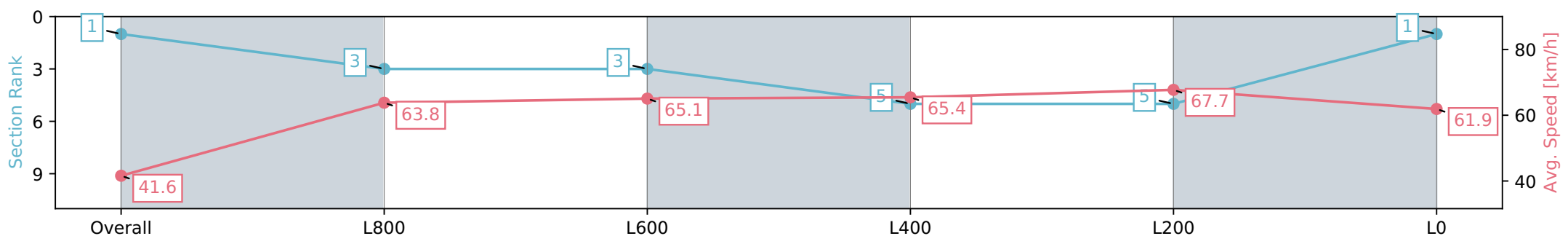
Race 8: Congrats Mandy & Peter 2024 Handicap - 1100m

10 February 2024 - 4:38PM

Track Rating: Good 4, Weather: Fine, Rail Position: +3m 1200m - W/ Post, True Remainder Sectional 604m



Section	Overall	L1000	L800	L600	L400	L200	L0
Section Times	1:04.55 [1] (0:08.67)	0:55.88 [3] (0:11.30)	0:44.58 [3] (0:11.11)	0:33.47 [5] (0:11.14)	0:22.33 [5] (0:10.70)	0:11.63 [1] (0:11.63)	
Average Speed [km/h]	41.6	63.8	65.1	65.4	67.7	61.9	
Top Speed [km/h]	60.6	65.6	66.2	66.9	70.3	65.6	
Avg. Dist. to Rail [m]	6.8	2.6	1.4	2.2	6.3	7.5	
Avg. Stride Freq. [Hz]	2.1	2.3	2.3	2.4	2.4	2.3	
Avg. Stride Length [m]	5.1	7.6	7.8	7.5	7.7	7.5	



- [] Ranking at each section and finish
- :-:- No data available at this section
- NA No data available

Horse/Jockey Name	LARIMER STREET
Finish Rank	2
Fastest Section Time (Section)	0:08.75 (Overall)
Top Speed [km/h] (Section)	66.7 (L400)
Race State	Finished



Morphettville SA - Professional

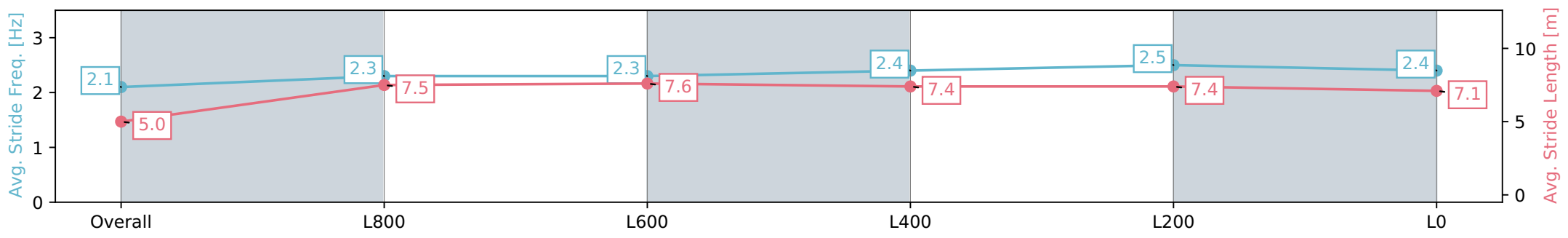
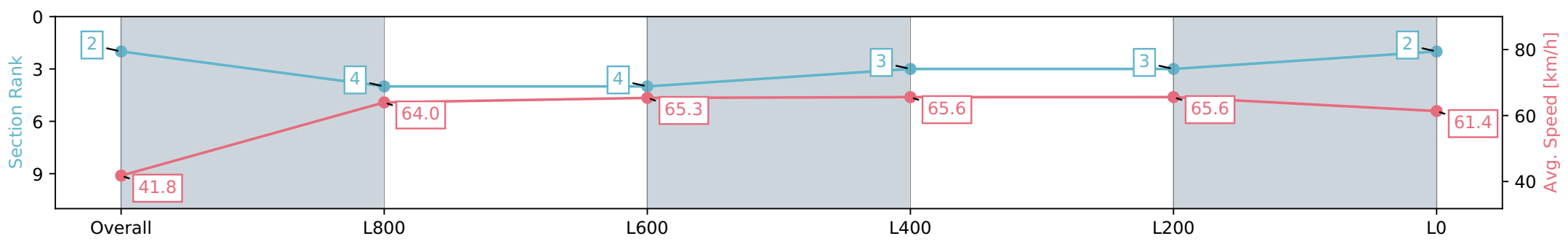
Race 8: Congrats Mandy & Peter 2024 Handicap - 1100m

10 February 2024 - 4:38PM

Track Rating: Good 4, Weather: Fine, Rail Position: +3m 1200m - W/ Post, True Remainder Sectional 604m



Section	Overall	L1000	L800	L600	L400	L200	L0
Section Times	1:04.80 [2] (0:08.75)	0:56.05 [4] (0:11.22)	0:44.83 [4] (0:11.06)	0:33.77 [3] (0:11.02)	0:22.75 [3] (0:11.00)	0:11.75 [2]	0:11.75 [2]
Average Speed [km/h]	41.8	64.0	65.3	65.6	65.6	61.4	61.4
Top Speed [km/h]	61.3	65.5	65.7	66.0	66.7	64.1	64.1
Avg. Dist. to Rail [m]	2.8	1.0	0.8	0.7	2.3	2.3	2.3
Avg. Stride Freq. [Hz]	2.1	2.3	2.3	2.4	2.5	2.4	2.4
Avg. Stride Length [m]	5.0	7.5	7.6	7.4	7.4	7.1	7.1



- [] Ranking at each section and finish
- :-:- No data available at this section
- NA No data available

Horse/Jockey Name	PEGASI
Finish Rank	3
Fastest Section Time (Section)	0:08.62 (Overall)
Top Speed [km/h] (Section)	66.7 (L800)
Race State	Finished



Morphettville SA - Professional

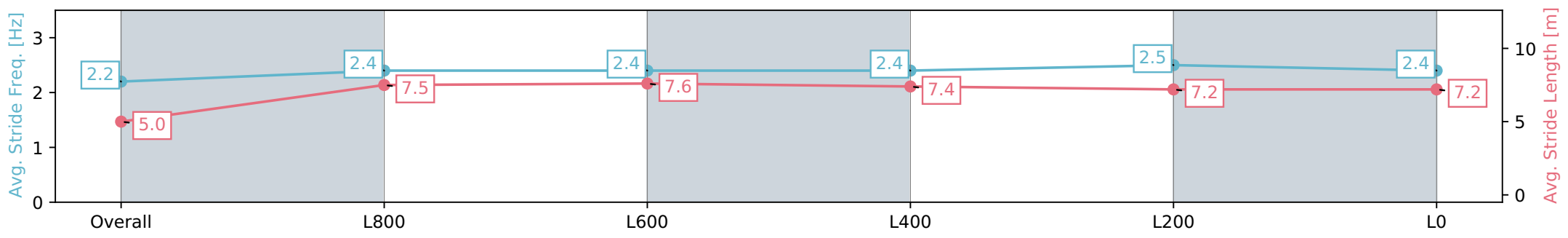
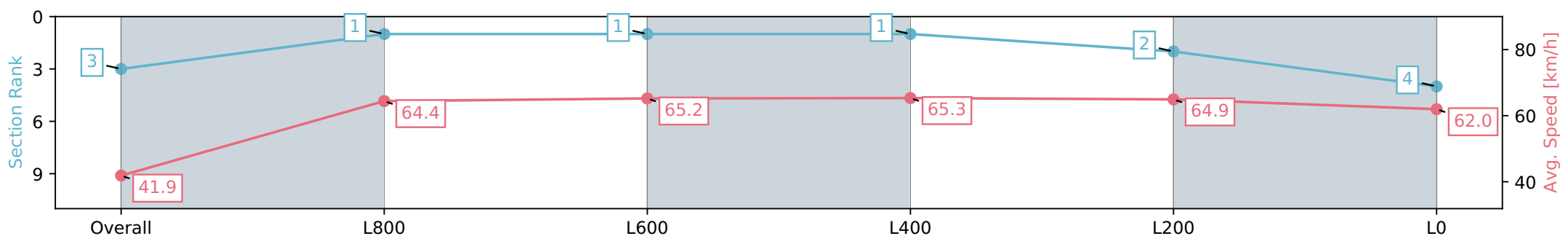
Race 8: Congrats Mandy & Peter 2024 Handicap - 1100m

10 February 2024 - 4:38PM

Track Rating: Good 4, Weather: Fine, Rail Position: +3m 1200m - W/ Post, True Remainder Sectional 604m



Section	Overall	L1000	L800	L600	L400	L200	L0
Section Times	1:04.82 [3] (0:08.62)	0:56.20 [1] (0:11.18)	0:45.02 [1] (0:11.04)	0:33.98 [1] (0:11.20)	0:22.78 [2] (0:11.16)	0:11.62 [4] (0:11.62)	
Average Speed [km/h]	41.9	64.4	65.2	65.3	64.9	62.0	
Top Speed [km/h]	60.7	65.4	66.7	66.3	66.6	64.6	
Avg. Dist. to Rail [m]	1.5	1.0	0.4	3.1	5.8	7.7	
Avg. Stride Freq. [Hz]	2.2	2.4	2.4	2.4	2.5	2.4	
Avg. Stride Length [m]	5.0	7.5	7.6	7.4	7.2	7.2	



- [] Ranking at each section and finish
- :-:- No data available at this section
- NA No data available

Horse/Jockey Name	MAGIC MAX
Finish Rank	4
Fastest Section Time (Section)	0:08.75 (Overall)
Top Speed [km/h] (Section)	67.4 (L400)
Race State	Finished



Morphettville SA - Professional

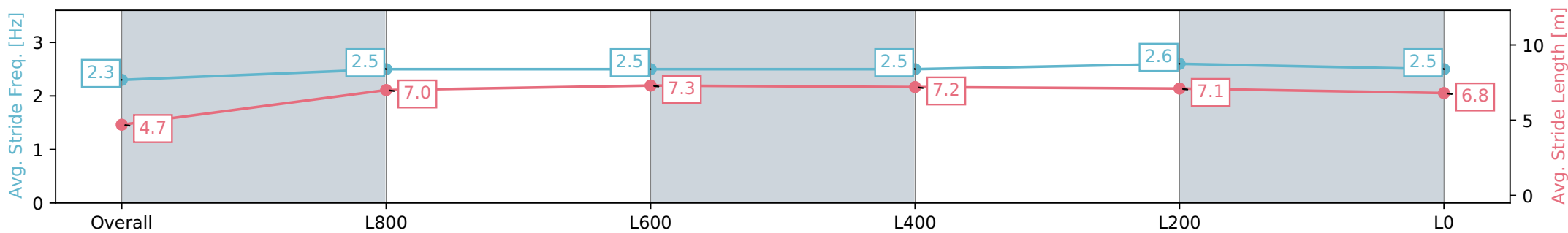
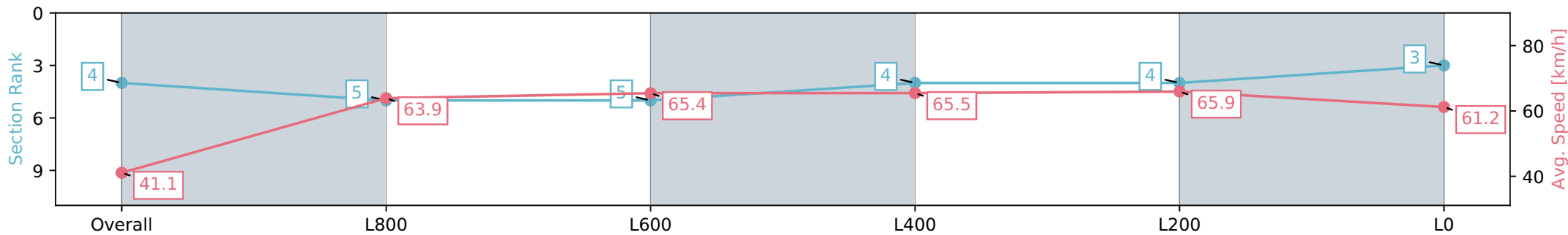
Race 8: Congrats Mandy & Peter 2024 Handicap - 1100m

10 February 2024 - 4:38PM

Track Rating: Good 4, Weather: Fine, Rail Position: +3m 1200m - W/ Post, True Remainder Sectional 604m



Section	Overall	L1000	L800	L600	L400	L200	L0
Section Times	1:04.87 [4] (0:08.75)	0:56.12 [5] (0:11.27)	0:44.85 [5] (0:11.03)	0:33.82 [4] (0:11.11)	0:22.71 [4] (0:10.95)	0:11.76 [3]	0:11.76 [3]
Average Speed [km/h]	41.1	63.9	65.4	65.5	65.9	61.2	61.2
Top Speed [km/h]	60.3	65.5	65.7	67.1	67.4	65.3	65.3
Avg. Dist. to Rail [m]	3.7	1.7	1.1	1.7	2.8	2.3	2.3
Avg. Stride Freq. [Hz]	2.3	2.5	2.5	2.5	2.6	2.5	2.5
Avg. Stride Length [m]	4.7	7.0	7.3	7.2	7.1	6.8	6.8



- [] Ranking at each section and finish
- :-:- No data available at this section
- NA No data available

Horse/Jockey Name	PICARGO
Finish Rank	5
Fastest Section Time (Section)	0:08.63 (Overall)
Top Speed [km/h] (Section)	67.3 (L400)
Race State	Finished



Morphettville SA - Professional

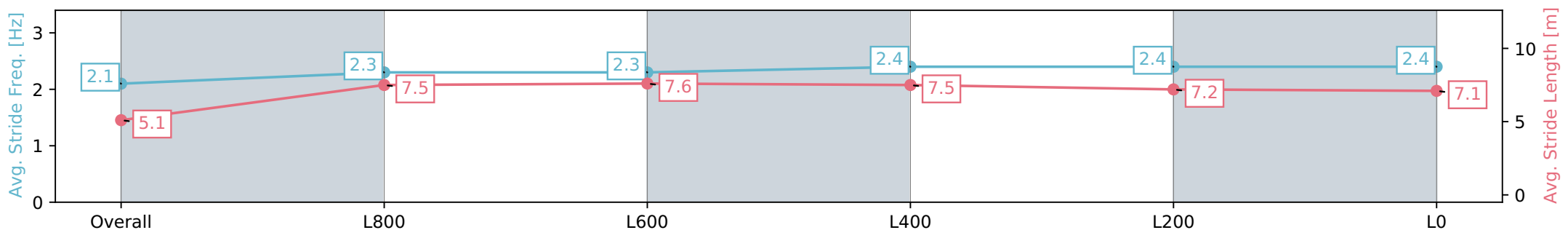
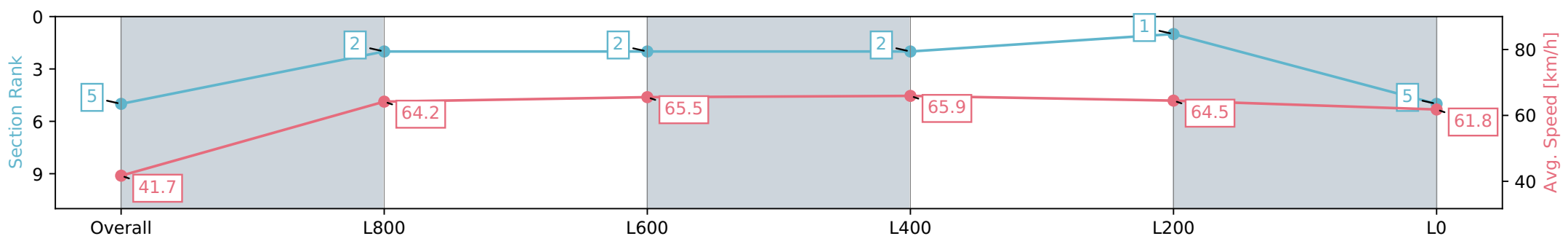
Race 8: Congrats Mandy & Peter 2024 Handicap - 1100m

10 February 2024 - 4:38PM

Track Rating: Good 4, Weather: Fine, Rail Position: +3m 1200m - W/ Post, True Remainder Sectional 604m



Section	Overall	L1000	L800	L600	L400	L200	L0
Section Times	1:04.88 [5] (0:08.63)	0:56.25 [2] (0:11.24)	0:45.01 [2] (0:11.06)	0:33.95 [2] (0:11.06)	0:22.89 [1] (0:11.21)	0:11.68 [5]	0:11.68 [5]
Average Speed [km/h]	41.7	64.2	65.5	65.9	64.5	61.8	61.8
Top Speed [km/h]	61.3	66.3	65.9	66.2	67.3	64.1	64.1
Avg. Dist. to Rail [m]	4.2	2.6	1.9	2.3	5.4	7.9	7.9
Avg. Stride Freq. [Hz]	2.1	2.3	2.3	2.4	2.4	2.4	2.4
Avg. Stride Length [m]	5.1	7.5	7.6	7.5	7.2	7.1	7.1



Report Created: Sat 10 February 2024 17:25:25 GMT+11 (Note: Timing is based on positional data)

- [] Ranking at each section and finish
- :-:- No data available at this section
- NA No data available



Horse/Jockey Name	ASTON RAPOVA
Finish Rank	6
Fastest Section Time (Section)	0:09.00 (Overall)
Top Speed [km/h] (Section)	67.8 (L400)
Race State	Finished



Morphettville SA - Professional

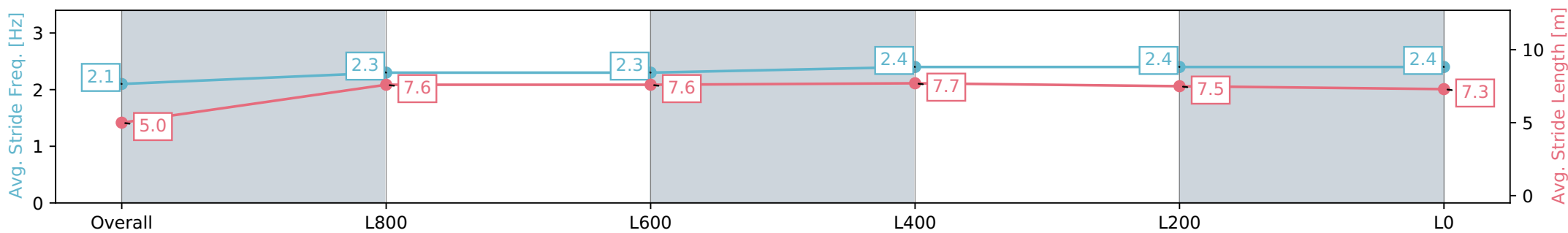
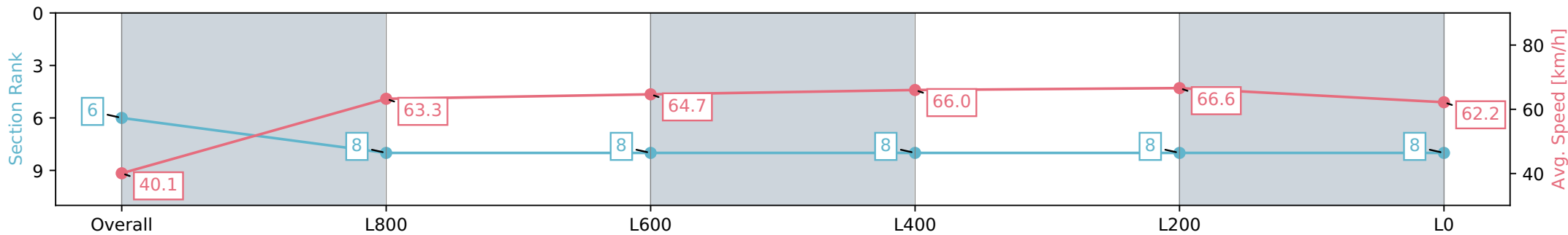
Race 8: Congrats Mandy & Peter 2024 Handicap - 1100m

10 February 2024 - 4:38PM

Track Rating: Good 4, Weather: Fine, Rail Position: +3m 1200m - W/
Post, True Remainder Sectional 604m



Section	Overall	L1000	L800	L600	L400	L200	L0
Section Times	1:04.96 [6] (0:09.00)	0:55.96 [8] (0:11.37)	0:44.59 [8] (0:11.20)	0:33.39 [8] (0:10.99)	0:22.40 [8] (0:10.85)	0:11.55 [8] (0:11.55)	
Average Speed [km/h]	40.1	63.3	64.7	66.0	66.6	62.2	
Top Speed [km/h]	59.1	66.4	66.3	66.8	67.8	65.2	
Avg. Dist. to Rail [m]	5.8	2.0	1.4	1.3	3.6	4.7	
Avg. Stride Freq. [Hz]	2.1	2.3	2.3	2.4	2.4	2.4	
Avg. Stride Length [m]	5.0	7.6	7.6	7.7	7.5	7.3	



Report Created: Sat 10 February 2024 17:25:28 GMT+11 (Note: Timing is based on positional data)

- [] Ranking at each section and finish
- :-:- No data available at this section
- NA No data available

Horse/Jockey Name	MANHATTEN TIMES
Finish Rank	7
Fastest Section Time (Section)	0:08.87 (Overall)
Top Speed [km/h] (Section)	67.4 (L400)
Race State	Finished



Morphettville SA - Professional

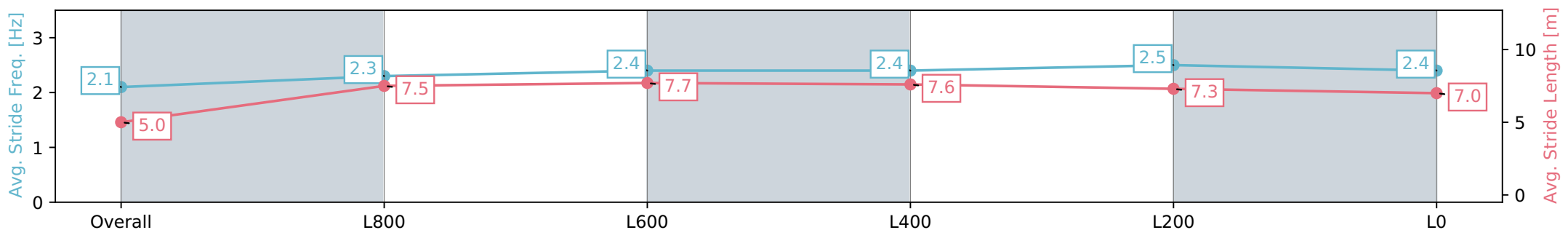
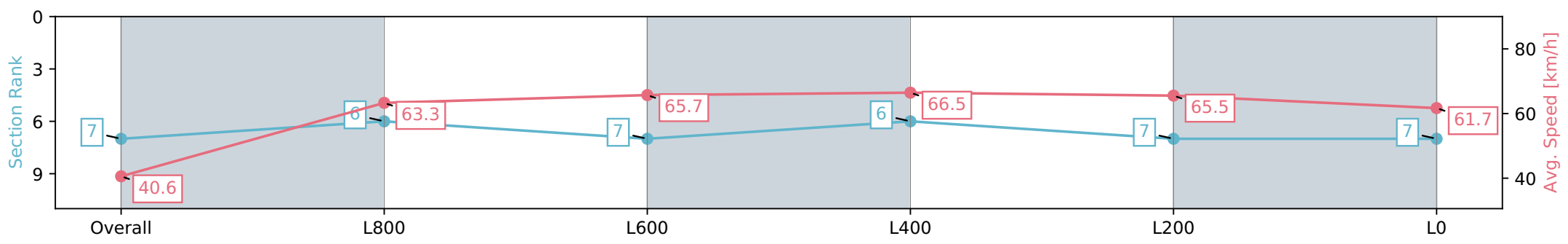
Race 8: Congrats Mandy & Peter 2024 Handicap - 1100m

10 February 2024 - 4:38PM

Track Rating: Good 4, Weather: Fine, Rail Position: +3m 1200m - W/
Post, True Remainder Sectional 604m



Section	Overall	L1000	L800	L600	L400	L200	L0
Section Times	1:05.02 [7] (0:08.87)	0:56.15 [6] (0:11.37)	0:44.78 [7] (0:11.05)	0:33.73 [6] (0:10.98)	0:22.75 [7] (0:11.06)	0:11.69 [7]	0:11.69 [7]
Average Speed [km/h]	40.6	63.3	65.7	66.5	65.5	61.7	
Top Speed [km/h]	60.4	67.0	66.6	67.1	67.4	65.2	
Avg. Dist. to Rail [m]	7.2	3.2	2.4	2.4	6.6	8.9	
Avg. Stride Freq. [Hz]	2.1	2.3	2.4	2.4	2.5	2.4	
Avg. Stride Length [m]	5.0	7.5	7.7	7.6	7.3	7.0	



Report Created: Sat 10 February 2024 17:25:30 GMT+11 (Note: Timing is based on positional data)

- [] Ranking at each section and finish
- :-:- No data available at this section
- NA No data available

Horse/Jockey Name	EL SALTO
Finish Rank	8
Fastest Section Time (Section)	0:08.99 (Overall)
Top Speed [km/h] (Section)	66.5 (L600)
Race State	Finished



Morphettville SA - Professional

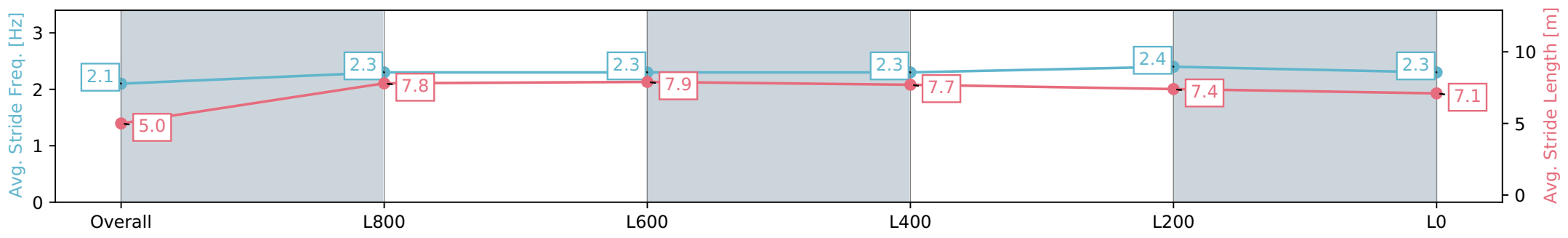
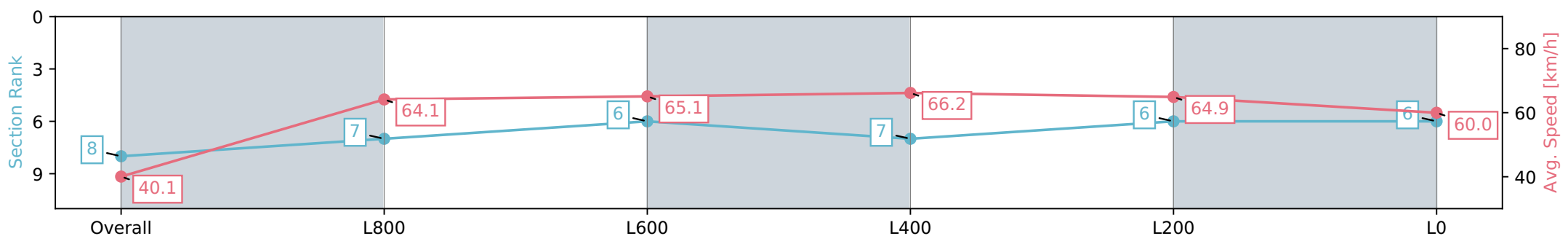
Race 8: Congrats Mandy & Peter 2024 Handicap - 1100m

10 February 2024 - 4:38PM

Track Rating: Good 4, Weather: Fine, Rail Position: +3m 1200m - W/
Post, True Remainder Sectional 604m



Section	Overall	L1000	L800	L600	L400	L200	L0
Section Times	1:05.33 [8] (0:08.99)	0:56.34 [7] (0:11.24)	0:45.10 [6] (0:11.09)	0:34.01 [7] (0:10.93)	0:23.08 [6] (0:11.07)	0:12.01 [6] (0:12.01)	
Average Speed [km/h]	40.1	64.1	65.1	66.2	64.9	60.0	
Top Speed [km/h]	61.7	65.4	65.5	66.5	66.4	63.2	
Avg. Dist. to Rail [m]	3.7	0.7	1.0	0.8	0.5	0.2	
Avg. Stride Freq. [Hz]	2.1	2.3	2.3	2.3	2.4	2.3	
Avg. Stride Length [m]	5.0	7.8	7.9	7.7	7.4	7.1	



- [] Ranking at each section and finish
- :-:- No data available at this section
- NA No data available