



RACING SA

Morphettville SA
Race 7: JRA Plate - 2006m
10 February 2024 - 3:58PM



Track Rating: Good 4, Weather: Fine, Rail Position: +3m 1200m - W/Post, True Remainder

Sectional 604m

Table with columns: Section, Field Times, Position, #, Horse/Jockey, Barrier, Top Speed [km/h], Fastest Section, First 400m, Overall, L1800, L1600, L1400, L1200, L1000, Distance Travelled From Winner [m]. Rows include THE MAP, ARUGAMAMA, HASTA LA WAR, SECOND TO NUN, TULLAGHAN, SHAKESPEARE, TYCOON BEC, LET FLY, BONNIE GANGSTER.

Scratched: Independent Road (#2), Port Guillaume (#3)

- [ ] Position in running at each section and finish
# Saddle cloth number
-:-:- No data available at this section
NA No data available



RACING SA

Morphettville SA
Race 7: JRA Plate - 2006m
10 February 2024 - 3:58PM



Track Rating: Good 4, Weather: Fine, Rail Position: +3m 1200m - W/Post, True Remainder

Sectional 604m

Table with columns: Section, Field Times, Position, #, Horse/Jockey, Barrier, Top Speed [km/h], Fastest Section, First 400m, L800, L600, L400, L200, Margin, Distance Travelled From Winner [m]. Rows include THE MAP, ARUGAMAMA, HASTA LA WAR, SECOND TO NUN, TULLAGHAN, SHAKESPEARE, TYCOON BEC, LET FLY, BONNIE GANGSTER.

Scratched: Independent Road (#2), Port Guillaume (#3)

- [ ] Position in running at each section and finish
# Saddle cloth number
-:-:- No data available at this section
NA No data available

Horse/Jockey Name	THE MAP
Finish Rank	1
Fastest Section Time (Section)	0:11.15 (L800)
Top Speed [km/h] (Section)	66.3 (L800)
Race State	Finished



Morphettville SA - Professional

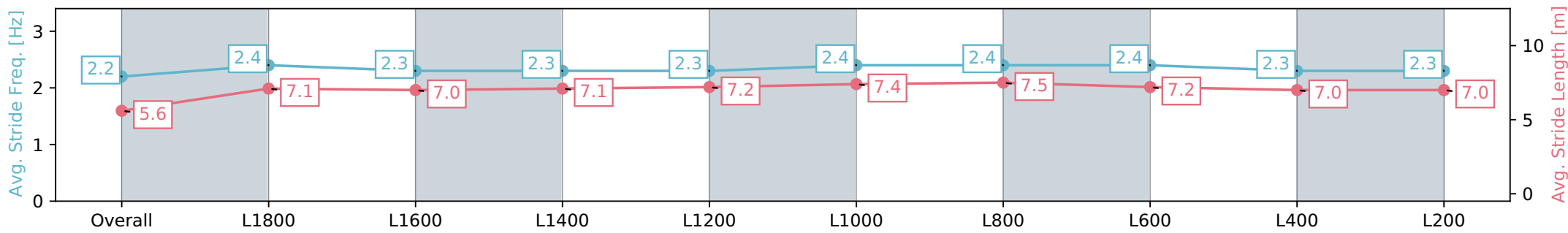
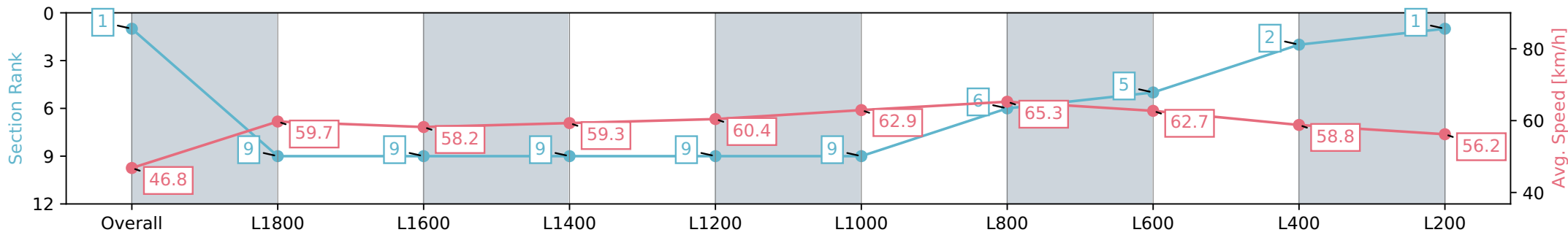
Race 7: JRA Plate - 2006m

10 February 2024 - 3:58PM

Track Rating: Good 4, Weather: Fine, Rail Position: +3m 1200m - W/ Post, True Remainder Sectional 604m



Section	Overall	L1800	L1600	L1400	L1200	L1000	L800	L600	L400	L200
Section Times	2:04.20 [1] (0:16.04)	1:48.16 [9] (0:12.19)	1:35.97 [9] (0:12.39)	1:23.58 [9] (0:12.17)	1:11.41 [9] (0:11.98)	0:59.43 [9] (0:11.45)	0:47.98 [6] (0:11.15)	0:36.83 [5] (0:11.69)	0:25.14 [2] (0:12.33)	0:12.81 [1] (0:12.81)
Average Speed [km/h]	46.8	59.7	58.2	59.3	60.4	62.9	65.3	62.7	58.8	56.2
Top Speed [km/h]	60.7	60.9	60.2	60.1	62.5	65.0	66.3	64.1	60.4	57.9
Avg. Dist. to Rail [m]	11.1	3.3	2.6	1.3	1.9	3.4	3.2	3.3	5.9	7.8
Avg. Stride Freq. [Hz]	2.2	2.4	2.3	2.3	2.3	2.4	2.4	2.4	2.3	2.3
Avg. Stride Length [m]	5.6	7.1	7.0	7.1	7.2	7.4	7.5	7.2	7.0	7.0



- [ ] Ranking at each section and finish
- :-:- No data available at this section
- NA No data available

Horse/Jockey Name	ARUGAMAMA
Finish Rank	2
Fastest Section Time (Section)	0:11.49 (L800)
Top Speed [km/h] (Section)	63.9 (L800)
Race State	Finished



Morphettville SA - Professional

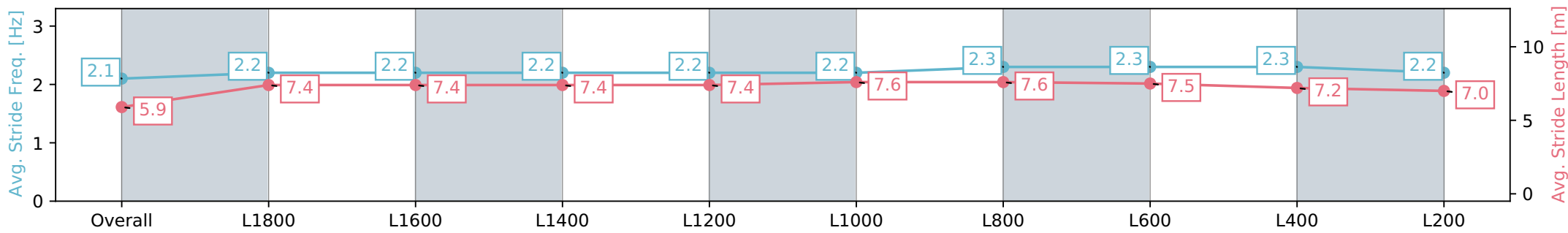
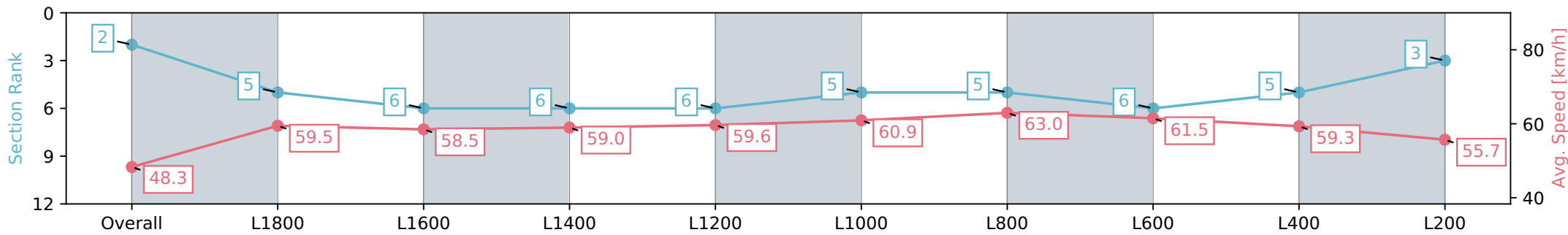
Race 7: JRA Plate - 2006m

10 February 2024 - 3:58PM

Track Rating: Good 4, Weather: Fine, Rail Position: +3m 1200m - W/ Post, True Remainder Sectional 604m



Section	Overall	L1800	L1600	L1400	L1200	L1000	L800	L600	L400	L200
Section Times	2:04.53 [2] (0:15.44)	1:49.09 [5] (0:12.22)	1:36.87 [6] (0:12.28)	1:24.58 [6] (0:12.27)	1:12.31 [6] (0:12.10)	1:00.21 [5] (0:11.83)	0:48.38 [5] (0:11.49)	0:36.89 [6] (0:11.74)	0:25.15 [5] (0:12.22)	0:12.93 [3] (0:12.93)
Average Speed [km/h]	48.3	59.5	58.5	59.0	59.6	60.9	63.0	61.5	59.3	55.7
Top Speed [km/h]	60.8	60.0	59.2	59.6	61.1	63.8	63.9	62.7	60.5	57.4
Avg. Dist. to Rail [m]	8.5	2.1	2.6	1.4	1.3	2.3	1.3	0.9	5.7	8.3
Avg. Stride Freq. [Hz]	2.1	2.2	2.2	2.2	2.2	2.2	2.3	2.3	2.3	2.2
Avg. Stride Length [m]	5.9	7.4	7.4	7.4	7.4	7.6	7.6	7.5	7.2	7.0



- [ ] Ranking at each section and finish
- :-:- No data available at this section
- NA No data available

Horse/Jockey Name	HASTA LA WAR
Finish Rank	3
Fastest Section Time (Section)	0:11.78 (L800)
Top Speed [km/h] (Section)	62.6 (L1800)
Race State	Finished



Morphettville SA - Professional

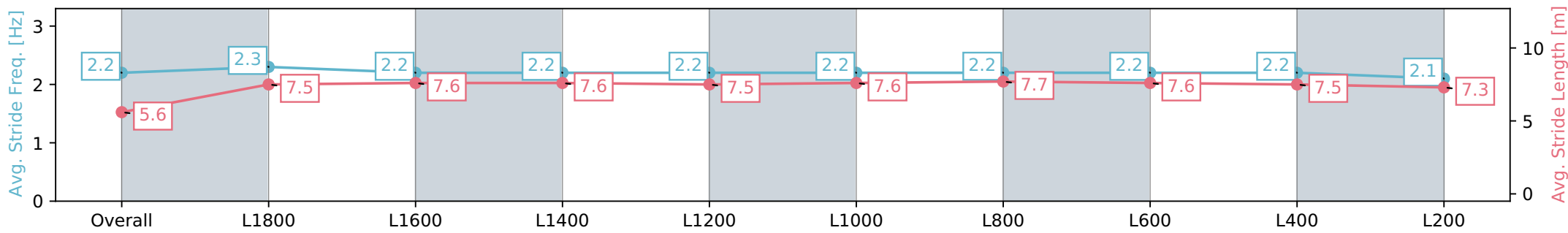
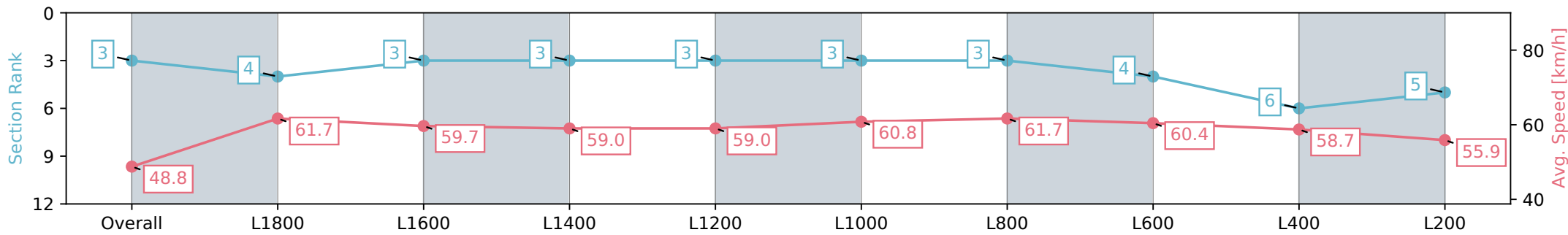
Race 7: JRA Plate - 2006m

10 February 2024 - 3:58PM

Track Rating: Good 4, Weather: Fine, Rail Position: +3m 1200m - W/  
Post, True Remainder Sectional 604m



Section	Overall	L1800	L1600	L1400	L1200	L1000	L800	L600	L400	L200
Section Times	2:04.65 [3] (0:15.36)	1:49.29 [4] (0:11.79)	1:37.50 [3] (0:12.08)	1:25.42 [3] (0:12.24)	1:13.18 [3] (0:12.25)	1:00.93 [3] (0:11.85)	0:49.08 [3] (0:11.78)	0:37.30 [4] (0:12.07)	0:25.23 [6] (0:12.35)	0:12.88 [5] (0:12.88)
Average Speed [km/h]	48.8	61.7	59.7	59.0	59.0	60.8	61.7	60.4	58.7	55.9
Top Speed [km/h]	62.1	62.6	60.1	59.6	60.0	61.7	62.3	62.0	59.7	58.0
Avg. Dist. to Rail [m]	11.1	3.1	2.7	1.3	1.5	2.6	2.3	2.6	5.7	8.8
Avg. Stride Freq. [Hz]	2.2	2.3	2.2	2.2	2.2	2.2	2.2	2.2	2.2	2.1
Avg. Stride Length [m]	5.6	7.5	7.6	7.6	7.5	7.6	7.7	7.6	7.5	7.3



[ ] Ranking at each section and finish  
 -:-:- No data available at this section  
 NA No data available

Horse/Jockey Name	SECOND TO NUN
Finish Rank	4
Fastest Section Time (Section)	0:11.84 (L1600)
Top Speed [km/h] (Section)	62.7 (L1600)
Race State	Finished



Morphettville SA - Professional

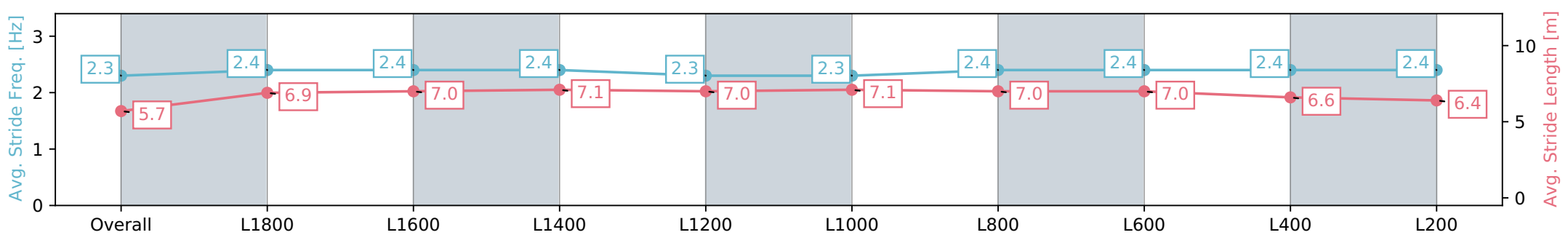
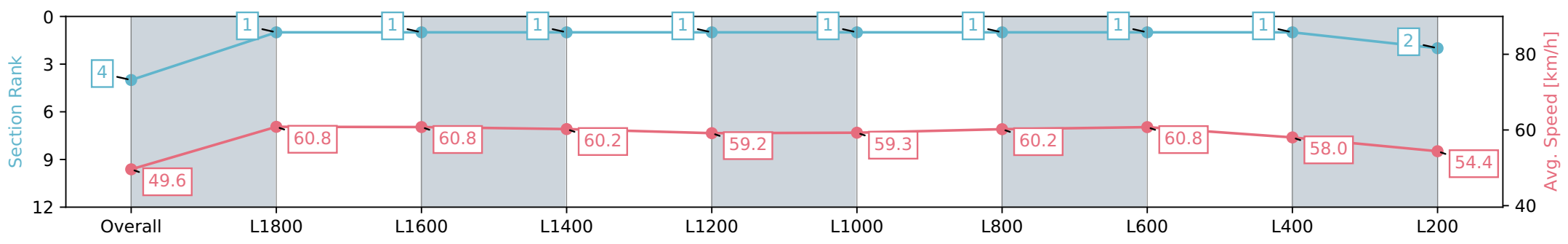
Race 7: JRA Plate - 2006m

10 February 2024 - 3:58PM

Track Rating: Good 4, Weather: Fine, Rail Position: +3m 1200m - W/ Post, True Remainder Sectional 604m



Section	Overall	L1800	L1600	L1400	L1200	L1000	L800	L600	L400	L200
Section Times	2:04.67 [4] (0:15.03)	1:49.64 [1] (0:11.91)	1:37.73 [1] (0:11.84)	1:25.89 [1] (0:11.96)	1:13.93 [1] (0:12.25)	1:01.68 [1] (0:12.15)	0:49.53 [1] (0:11.99)	0:37.54 [1] (0:11.88)	0:25.66 [1] (0:12.42)	0:13.24 [2] (0:13.24)
Average Speed [km/h]	49.6	60.8	60.8	60.2	59.2	59.3	60.2	60.8	58.0	54.4
Top Speed [km/h]	62.6	62.0	62.7	61.5	60.5	60.2	61.8	62.2	59.5	56.4
Avg. Dist. to Rail [m]	7.3	1.6	1.1	0.8	1.8	2.5	1.3	0.5	2.1	1.3
Avg. Stride Freq. [Hz]	2.3	2.4	2.4	2.4	2.3	2.3	2.4	2.4	2.4	2.4
Avg. Stride Length [m]	5.7	6.9	7.0	7.1	7.0	7.1	7.0	7.0	6.6	6.4



- [ ] Ranking at each section and finish
- :-:- No data available at this section
- NA No data available

Horse/Jockey Name	TULLAGHAN
Finish Rank	5
Fastest Section Time (Section)	0:11.52 (L800)
Top Speed [km/h] (Section)	64.3 (L800)
Race State	Finished



Morphettville SA - Professional

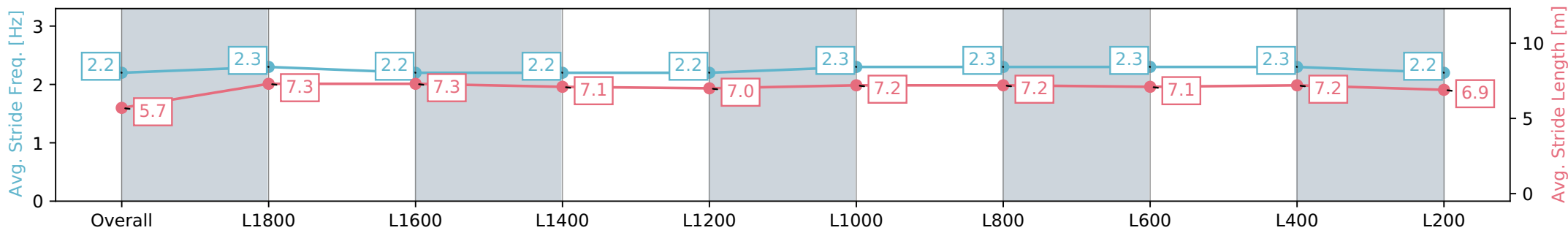
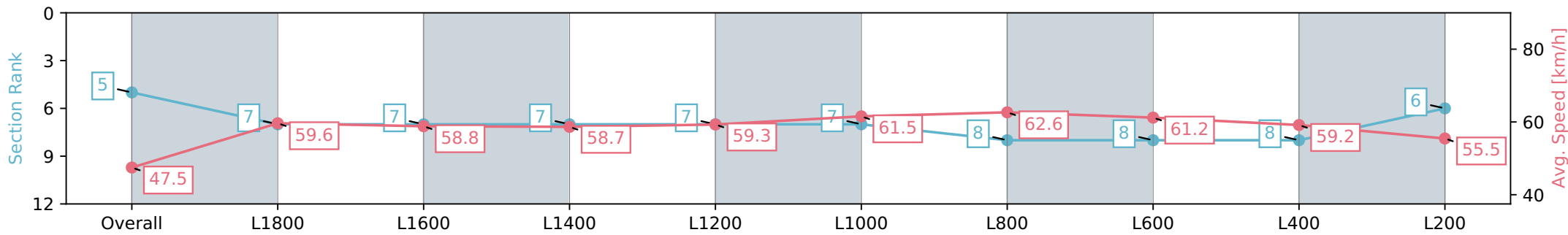
Race 7: JRA Plate - 2006m

10 February 2024 - 3:58PM

Track Rating: Good 4, Weather: Fine, Rail Position: +3m 1200m - W/ Post, True Remainder Sectional 604m



Section	Overall	L1800	L1600	L1400	L1200	L1000	L800	L600	L400	L200
Section Times	2:04.84 [5] (0:15.77)	1:49.07 [7] (0:12.12)	1:36.95 [7] (0:12.24)	1:24.71 [7] (0:12.27)	1:12.44 [7] (0:12.18)	1:00.26 [7] (0:11.70)	0:48.56 [8] (0:11.52)	0:37.04 [8] (0:11.83)	0:25.21 [8] (0:12.23)	0:12.98 [6] (0:12.98)
Average Speed [km/h]	47.5	59.6	58.8	58.7	59.3	61.5	62.6	61.2	59.2	55.5
Top Speed [km/h]	59.8	60.1	59.8	59.0	60.4	64.1	64.3	61.7	60.5	57.6
Avg. Dist. to Rail [m]	9.2	1.4	1.0	0.9	0.8	1.5	0.9	1.1	4.3	5.9
Avg. Stride Freq. [Hz]	2.2	2.3	2.2	2.2	2.2	2.3	2.3	2.3	2.3	2.2
Avg. Stride Length [m]	5.7	7.3	7.3	7.3	7.1	7.0	7.2	7.2	7.1	6.9



- [ ] Ranking at each section and finish
- :-:- No data available at this section
- NA No data available

Horse/Jockey Name	SHAKESPEARE
Finish Rank	6
Fastest Section Time (Section)	0:11.48 (L800)
Top Speed [km/h] (Section)	65.0 (L1000)
Race State	Finished



Morphettville SA - Professional

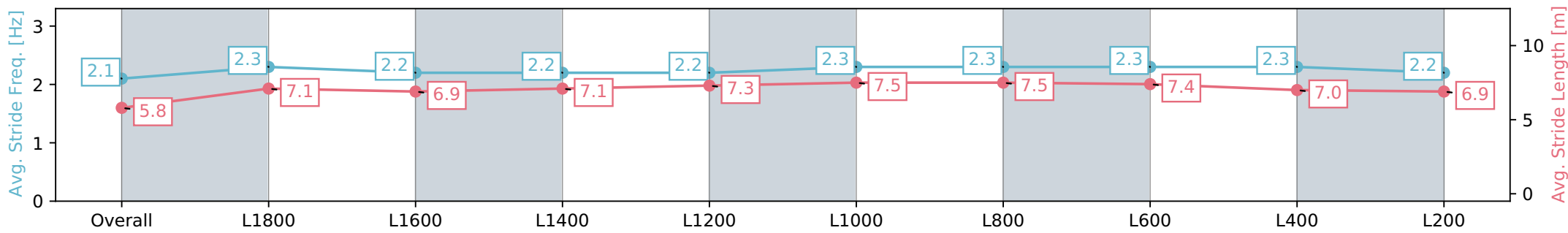
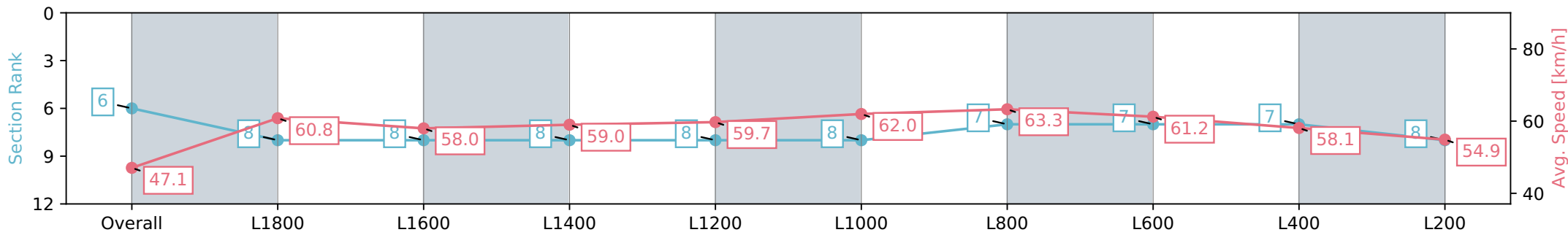
Race 7: JRA Plate - 2006m

10 February 2024 - 3:58PM

Track Rating: Good 4, Weather: Fine, Rail Position: +3m 1200m - W/  
Post, True Remainder Sectional 604m



Section	Overall	L1800	L1600	L1400	L1200	L1000	L800	L600	L400	L200
Section Times	2:05.22 [6] (0:15.93)	1:49.29 [8] (0:11.96)	1:37.33 [8] (0:12.39)	1:24.94 [8] (0:12.24)	1:12.70 [8] (0:12.14)	1:00.56 [8] (0:11.61)	0:48.95 [7] (0:11.48)	0:37.47 [7] (0:11.88)	0:25.59 [7] (0:12.49)	0:13.10 [8] (0:13.10)
Average Speed [km/h]	47.1	60.8	58.0	59.0	59.7	62.0	63.3	61.2	58.1	54.9
Top Speed [km/h]	61.9	62.2	60.4	59.7	61.6	65.0	65.0	63.0	59.1	57.6
Avg. Dist. to Rail [m]	10.1	3.0	2.7	1.3	1.6	3.1	2.6	2.1	6.1	9.6
Avg. Stride Freq. [Hz]	2.1	2.3	2.2	2.2	2.2	2.3	2.3	2.3	2.3	2.2
Avg. Stride Length [m]	5.8	7.1	6.9	7.1	7.3	7.5	7.5	7.4	7.0	6.9



- [ ] Ranking at each section and finish
- :-:- No data available at this section
- NA No data available



Horse/Jockey Name	TYCOON BEC
Finish Rank	7
Fastest Section Time (Section)	0:11.52 (L800)
Top Speed [km/h] (Section)	63.6 (L800)
Race State	Finished



Morphettville SA - Professional

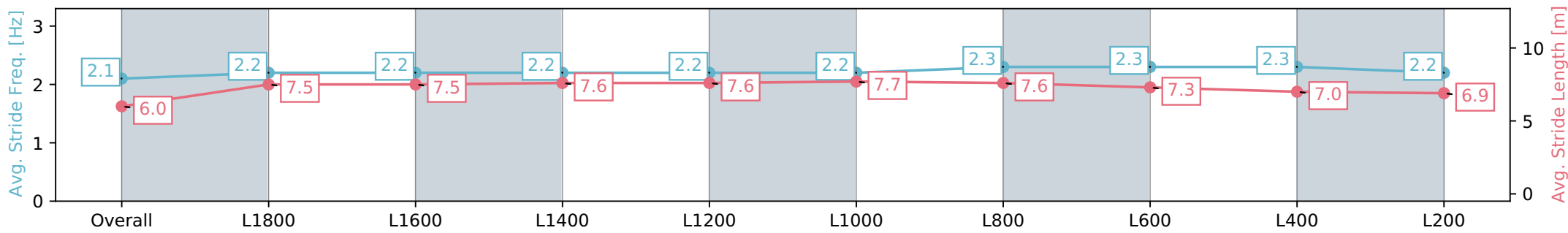
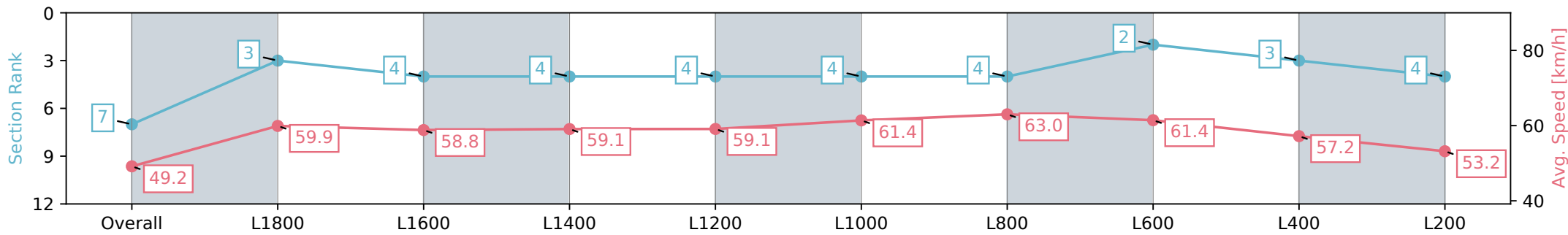
Race 7: JRA Plate - 2006m

10 February 2024 - 3:58PM

Track Rating: Good 4, Weather: Fine, Rail Position: +3m 1200m - W/ Post, True Remainder Sectional 604m



Section	Overall	L1800	L1600	L1400	L1200	L1000	L800	L600	L400	L200
Section Times	2:05.26 [7] (0:15.25)	1:50.01 [3] (0:12.13)	1:37.88 [4] (0:12.23)	1:25.65 [4] (0:12.19)	1:13.46 [4] (0:12.21)	1:01.25 [4] (0:11.74)	0:49.51 [4] (0:11.52)	0:37.99 [2] (0:11.81)	0:26.18 [3] (0:12.65)	0:13.53 [4] (0:13.53)
Average Speed [km/h]	49.2	59.9	58.8	59.1	59.1	61.4	63.0	61.4	57.2	53.2
Top Speed [km/h]	60.4	62.0	59.4	59.4	60.2	63.4	63.6	63.2	58.6	56.6
Avg. Dist. to Rail [m]	11.5	2.5	2.3	1.3	0.9	2.3	2.1	1.8	4.4	4.9
Avg. Stride Freq. [Hz]	2.1	2.2	2.2	2.2	2.2	2.2	2.3	2.3	2.3	2.2
Avg. Stride Length [m]	6.0	7.5	7.5	7.6	7.6	7.7	7.6	7.3	7.0	6.9



- [ ] Ranking at each section and finish
- :-:- No data available at this section
- NA No data available

Horse/Jockey Name	LET FLY
Finish Rank	8
Fastest Section Time (Section)	0:11.94 (L1600)
Top Speed [km/h] (Section)	62.3 (Overall)
Race State	Finished



Morphettville SA - Professional

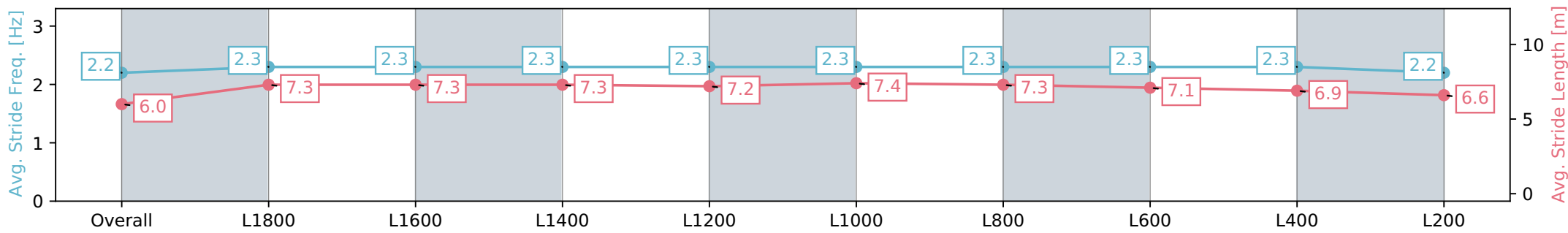
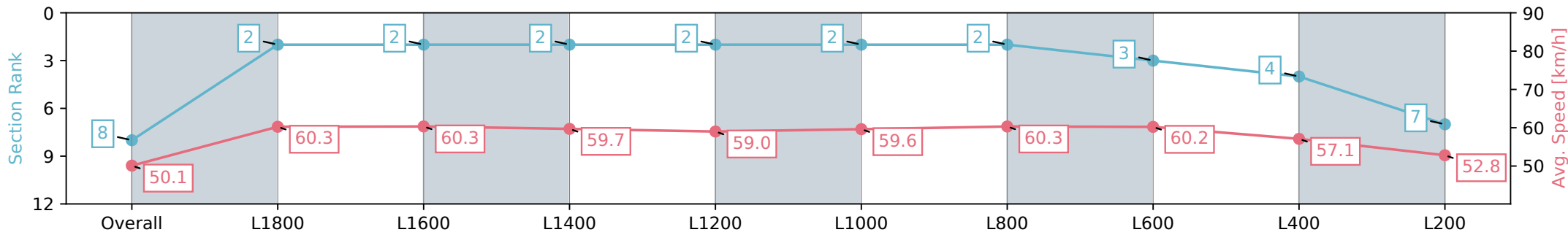
Race 7: JRA Plate - 2006m

10 February 2024 - 3:58PM

Track Rating: Good 4, Weather: Fine, Rail Position: +3m 1200m - W/  
Post, True Remainder Sectional 604m



Section	Overall	L1800	L1600	L1400	L1200	L1000	L800	L600	L400	L200
Section Times	2:05.51 [8] (0:15.03)	1:50.48 [2] (0:12.05)	1:38.43 [2] (0:11.94)	1:26.49 [2] (0:12.07)	1:14.42 [2] (0:12.19)	1:02.23 [2] (0:12.08)	0:50.15 [2] (0:11.94)	0:38.21 [3] (0:11.99)	0:26.22 [4] (0:12.59)	0:13.63 [7] (0:13.63)
Average Speed [km/h]	50.1	60.3	60.3	59.7	59.0	59.6	60.3	60.2	57.1	52.8
Top Speed [km/h]	62.3	61.9	60.7	60.2	60.2	60.5	62.0	61.8	59.3	55.6
Avg. Dist. to Rail [m]	13.9	2.5	2.6	1.3	0.3	0.9	0.4	0.2	1.5	2.8
Avg. Stride Freq. [Hz]	2.2	2.3	2.3	2.3	2.3	2.3	2.3	2.3	2.3	2.2
Avg. Stride Length [m]	6.0	7.3	7.3	7.3	7.2	7.4	7.3	7.1	6.9	6.6



- [ ] Ranking at each section and finish
- :-:- No data available at this section
- NA No data available

Horse/Jockey Name	BONNIE GANGSTER
Finish Rank	9
Fastest Section Time (Section)	0:11.85 (L800)
Top Speed [km/h] (Section)	63.5 (L800)
Race State	Finished



Morphettville SA - Professional

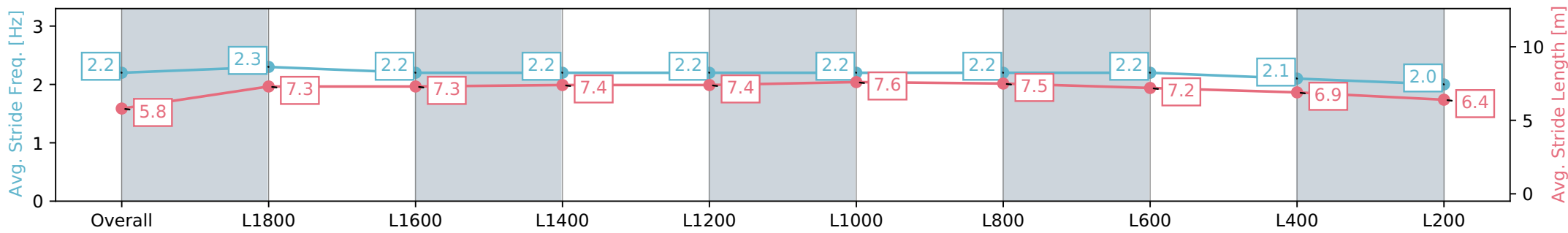
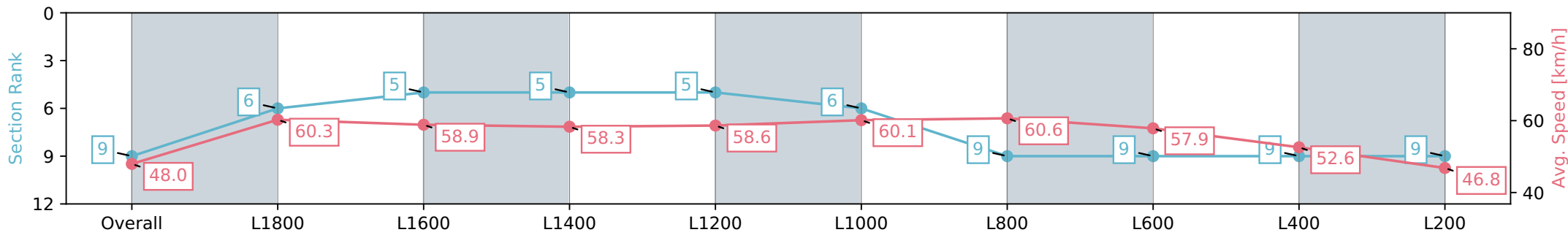
Race 7: JRA Plate - 2006m

10 February 2024 - 3:58PM

Track Rating: Good 4, Weather: Fine, Rail Position: +3m 1200m - W/ Post, True Remainder Sectional 604m



Section	Overall	L1800	L1600	L1400	L1200	L1000	L800	L600	L400	L200
Section Times	2:09.69 [9] (0:15.53)	1:54.16 [6] (0:11.95)	1:42.21 [5] (0:12.24)	1:29.97 [5] (0:12.34)	1:17.63 [5] (0:12.28)	1:05.35 [6] (0:11.98)	0:53.37 [9] (0:11.85)	0:41.52 [9] (0:12.46)	0:29.06 [9] (0:13.69)	0:15.37 [9] (0:15.37)
Average Speed [km/h]	48.0	60.3	58.9	58.3	58.6	60.1	60.6	57.9	52.6	46.8
Top Speed [km/h]	60.3	61.3	59.4	58.7	59.6	62.8	63.5	59.0	55.6	51.7
Avg. Dist. to Rail [m]	6.3	0.7	1.4	1.1	0.3	0.7	0.5	0.4	0.9	1.9
Avg. Stride Freq. [Hz]	2.2	2.3	2.2	2.2	2.2	2.2	2.2	2.2	2.1	2.0
Avg. Stride Length [m]	5.8	7.3	7.3	7.4	7.4	7.6	7.5	7.2	6.9	6.4



- [ ] Ranking at each section and finish
- :-:- No data available at this section
- NA No data available