



RACING SA

Morphettville SA
Race 6: Quayclean Handicap - 1100m
10 February 2024 - 3:24PM



Track Rating: Good 4, Weather: Fine, Rail Position: +3m 1200m - W/Post, True Remainder

Sectional 604m

Table with columns: Section, Field Times, Position, #, Horse/Jockey, Barrier, Top Speed [km/h], Fastest Section, First 400m, Overall, L1000, L800, L600, L400, L200, Margin, Distance Travelled From Winner [m]. Rows include horses like DESERT DANCING, TEXAN WINDSTORM, DUNMAGHLAS, etc.

Scratched: Flying Knee (#7)

- [] Position in running at each section and finish
Saddle cloth number
-:-:- No data available at this section
NA No data available



RACING SA

Morphettville SA
Race 6: Quayclean Handicap - 1100m
10 February 2024 - 3:24PM



Track Rating: Good 4, Weather: Fine, Rail Position: +3m 1200m - W/Post, True Remainder

Sectional 604m

Table with columns: Section, Field Times, Position, #, Horse/Jockey, Barrier, Top Speed [km/h], Fastest Section, First 400m, Overall, L1000, L800, L600, L400, L200, Margin, Distance Travelled From Winner [m]. Rows include MAY'S WEST, SOMEWATT FABULOUS, and SUPER FAMOUS.

Scratched: Flying Knee (#7)

- [] Position in running at each section and finish
Saddle cloth number
-:-:- No data available at this section
NA No data available

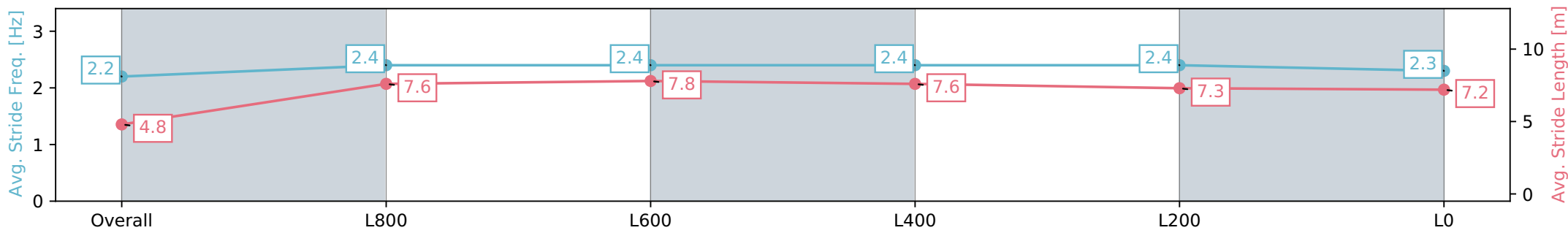
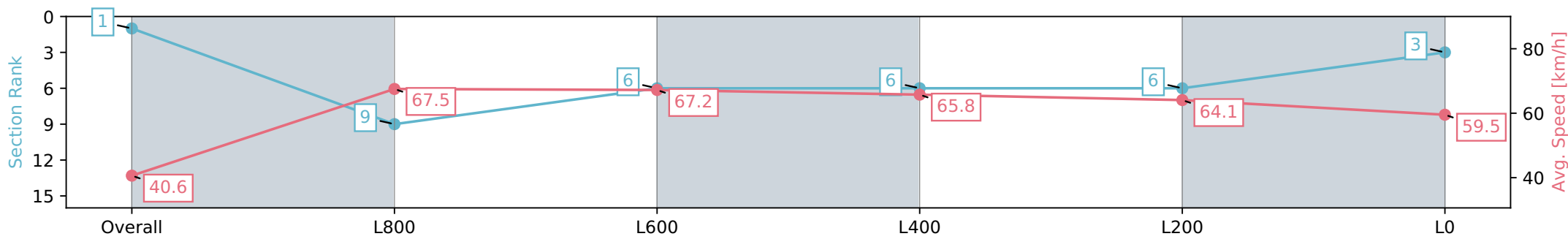
| | |
|--------------------------------|-------------------|
| Horse/Jockey Name | DESERT DANCING |
| Finish Rank | 1 |
| Fastest Section Time (Section) | 0:08.86 (Overall) |
| Top Speed [km/h] (Section) | 68.5 (L1000) |
| Race State | Finished |



Morphettville SA - Professional
 Race 6: Quayclean Handicap - 1100m
 10 February 2024 - 3:24PM
 Track Rating: Good 4, Weather: Fine, Rail Position: +3m 1200m - W/
 Post, True Remainder Sectional 604m



| Section | Overall | L1000 | L800 | L600 | L400 | L200 |
|------------------------|--------------------------|--------------------------|--------------------------|--------------------------|--------------------------|--------------------------|
| Section Times | 1:04.88 [1] (0:08.86) | 0:56.02 [9] (0:10.66) | 0:45.36 [6] (0:10.83) | 0:34.53 [6] (0:11.15) | 0:23.38 [6] (0:11.30) | 0:12.08 [3] (0:12.08) |
| Average Speed [km/h] | 40.6 | 67.5 | 67.2 | 65.8 | 64.1 | 59.5 |
| Top Speed [km/h] | 65.0 | 68.5 | 68.2 | 66.6 | 65.3 | 64.2 |
| Avg. Dist. to Rail [m] | 6.1 | 2.9 | 2.3 | 3.7 | 5.2 | 5.5 |
| Avg. Stride Freq. [Hz] | 2.2 | 2.4 | 2.4 | 2.4 | 2.4 | 2.3 |
| Avg. Stride Length [m] | 4.8 | 7.6 | 7.8 | 7.6 | 7.3 | 7.2 |



[] Ranking at each section and finish
 -:-:- No data available at this section
 NA No data available

| | |
|--------------------------------|-------------------|
| Horse/Jockey Name | TEXAN WINDSTORM |
| Finish Rank | 2 |
| Fastest Section Time (Section) | 0:08.92 (Overall) |
| Top Speed [km/h] (Section) | 69.3 (L800) |
| Race State | Finished |



Morphettville SA - Professional

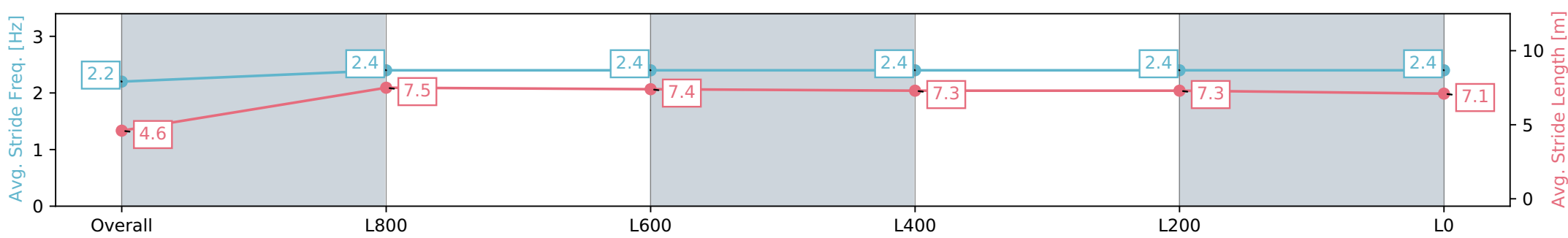
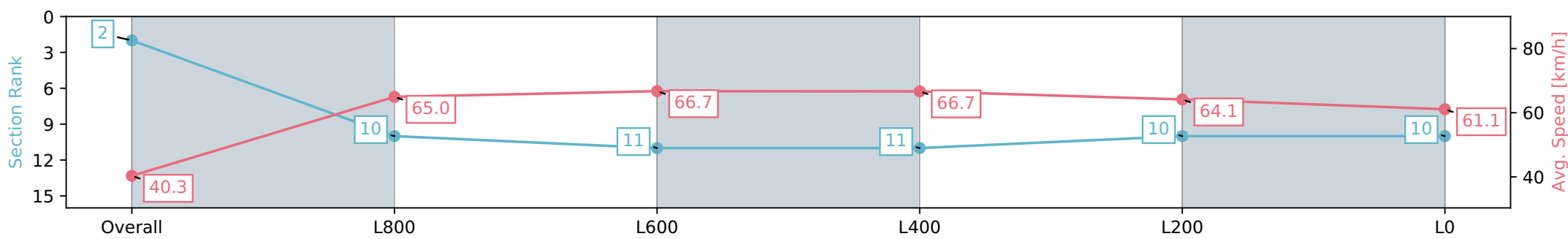
Race 6: Quayclean Handicap - 1100m

10 February 2024 - 3:24PM

Track Rating: Good 4, Weather: Fine, Rail Position: +3m 1200m - W/
Post, True Remainder Sectional 604m



| Section | Overall | L1000 | L800 | L600 | L400 | L200 | L0 |
|------------------------|--------------------------|---------------------------|---------------------------|---------------------------|---------------------------|---------------------------|----|
| Section Times | 1:04.93 [2] (0:08.92) | 0:56.01 [10] (0:11.10) | 0:44.91 [11] (0:10.87) | 0:34.04 [11] (0:10.96) | 0:23.08 [10] (0:11.28) | 0:11.79 [10] (0:11.79) | |
| Average Speed [km/h] | 40.3 | 65.0 | 66.7 | 66.7 | 64.1 | 61.1 | |
| Top Speed [km/h] | 60.2 | 67.1 | 69.3 | 67.5 | 65.9 | 63.4 | |
| Avg. Dist. to Rail [m] | 11.0 | 4.5 | 2.5 | 2.5 | 5.8 | 7.7 | |
| Avg. Stride Freq. [Hz] | 2.2 | 2.4 | 2.4 | 2.4 | 2.4 | 2.4 | |
| Avg. Stride Length [m] | 4.6 | 7.5 | 7.4 | 7.3 | 7.3 | 7.1 | |



- [] Ranking at each section and finish
- :-:- No data available at this section
- NA No data available

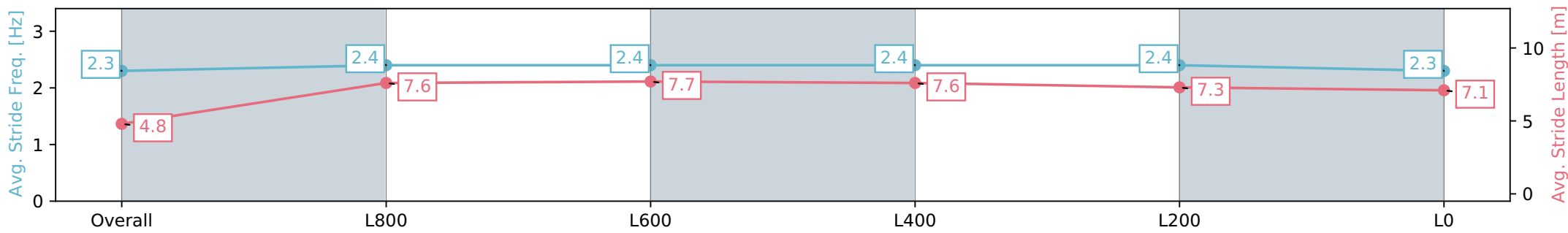
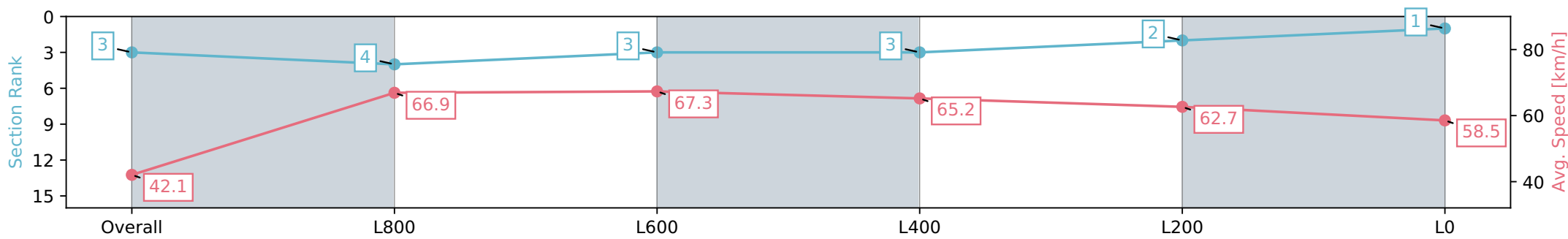
| | |
|--------------------------------|-------------------|
| Horse/Jockey Name | DUNMAGHLAS |
| Finish Rank | 3 |
| Fastest Section Time (Section) | 0:08.56 (Overall) |
| Top Speed [km/h] (Section) | 69.3 (L800) |
| Race State | Finished |



Morphettville SA - Professional
 Race 6: Quayclean Handicap - 1100m
 10 February 2024 - 3:24PM
 Track Rating: Good 4, Weather: Fine, Rail Position: +3m 1200m - W/
 Post, True Remainder Sectional 604m



| Section | Overall | L1000 | L800 | L600 | L400 | L200 | L0 |
|------------------------|--------------------------|--------------------------|--------------------------|--------------------------|--------------------------|--------------------------|----|
| Section Times | 1:05.00 [3] (0:08.56) | 0:56.43 [4] (0:10.76) | 0:45.67 [3] (0:10.77) | 0:34.90 [3] (0:11.11) | 0:23.79 [2] (0:11.49) | 0:12.30 [1] (0:12.30) | |
| Average Speed [km/h] | 42.1 | 66.9 | 67.3 | 65.2 | 62.7 | 58.5 | |
| Top Speed [km/h] | 63.5 | 69.0 | 69.3 | 66.9 | 64.5 | 62.5 | |
| Avg. Dist. to Rail [m] | 11.9 | 4.8 | 1.8 | 0.9 | 1.8 | 3.4 | |
| Avg. Stride Freq. [Hz] | 2.3 | 2.4 | 2.4 | 2.4 | 2.4 | 2.3 | |
| Avg. Stride Length [m] | 4.8 | 7.6 | 7.7 | 7.6 | 7.3 | 7.1 | |



Report Created: Sat 10 February 2024 16:19:57 GMT+11 (Note: Timing is based on positional data)

- [] Ranking at each section and finish
- :-:- No data available at this section
- NA No data available



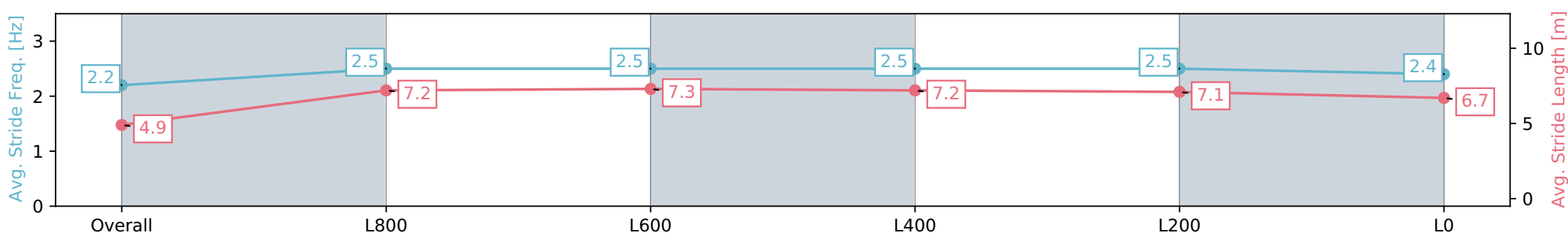
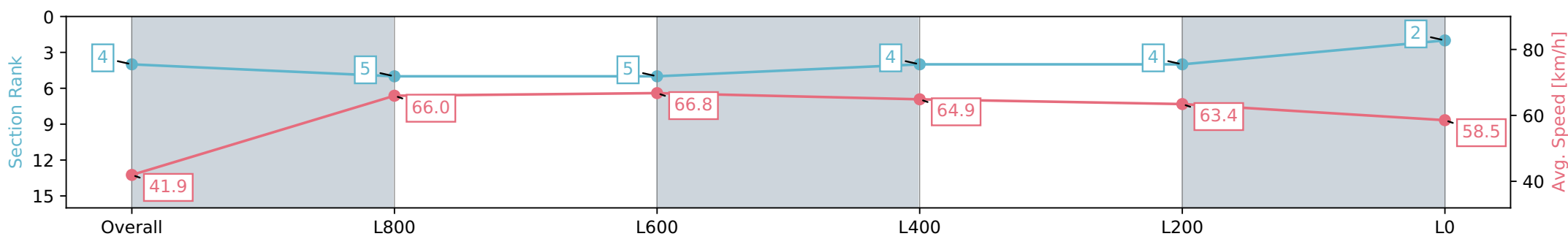
| | |
|--------------------------------|-------------------|
| Horse/Jockey Name | STORM VOYAGER |
| Finish Rank | 4 |
| Fastest Section Time (Section) | 0:08.57 (Overall) |
| Top Speed [km/h] (Section) | 67.5 (L800) |
| Race State | Finished |



Morphettville SA - Professional
 Race 6: Quayclean Handicap - 1100m
 10 February 2024 - 3:24PM
 Track Rating: Good 4, Weather: Fine, Rail Position: +3m 1200m - W/
 Post, True Remainder Sectional 604m



| Section | Overall | L1000 | L800 | L600 | L400 | L200 | L0 |
|------------------------|--------------------------|--------------------------|--------------------------|--------------------------|--------------------------|-------------|-------------|
| Section Times | 1:05.06 [4] (0:08.57) | 0:56.48 [5] (0:10.91) | 0:45.57 [5] (0:10.78) | 0:34.79 [4] (0:11.13) | 0:23.66 [4] (0:11.36) | 0:12.30 [2] | 0:12.30 [2] |
| Average Speed [km/h] | 41.9 | 66.0 | 66.8 | 64.9 | 63.4 | 58.5 | 58.5 |
| Top Speed [km/h] | 62.9 | 66.8 | 67.5 | 65.5 | 64.2 | 62.6 | 62.6 |
| Avg. Dist. to Rail [m] | 4.6 | 1.7 | 0.4 | 0.6 | 1.8 | 2.9 | 2.9 |
| Avg. Stride Freq. [Hz] | 2.2 | 2.5 | 2.5 | 2.5 | 2.5 | 2.4 | 2.4 |
| Avg. Stride Length [m] | 4.9 | 7.2 | 7.3 | 7.2 | 7.1 | 6.7 | 6.7 |



Report Created: Sat 10 February 2024 16:19:59 GMT+11 (Note: Timing is based on positional data)

- [] Ranking at each section and finish
- :-:- No data available at this section
- NA No data available



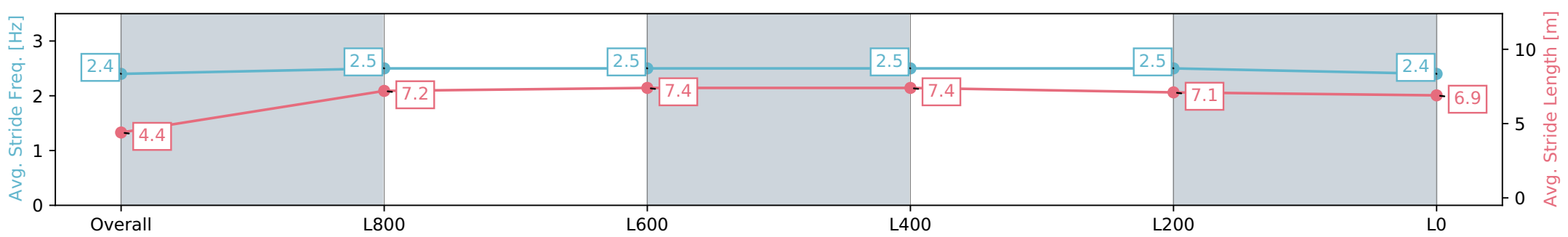
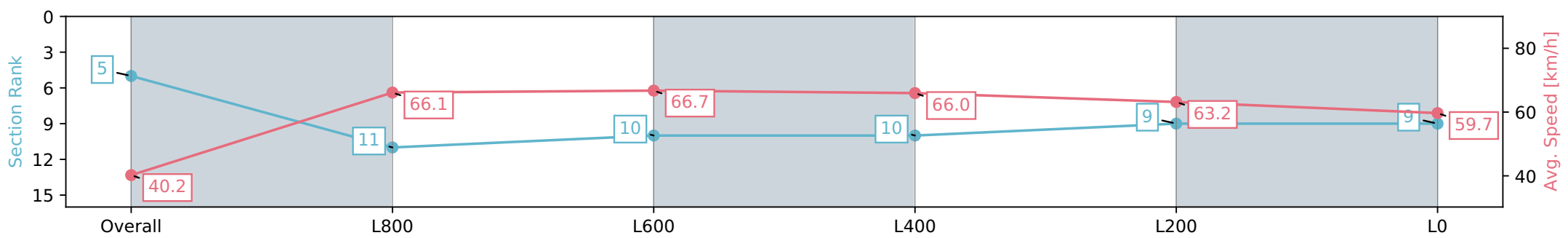
| | |
|--------------------------------|-------------------|
| Horse/Jockey Name | WILLASTON |
| Finish Rank | 5 |
| Fastest Section Time (Section) | 0:08.98 (Overall) |
| Top Speed [km/h] (Section) | 67.9 (L600) |
| Race State | Finished |



Morphettville SA - Professional
 Race 6: Quayclean Handicap - 1100m
 10 February 2024 - 3:24PM
 Track Rating: Good 4, Weather: Fine, Rail Position: +3m 1200m - W/
 Post, True Remainder Sectional 604m



| Section | Overall | L1000 | L800 | L600 | L400 | L200 | L0 |
|------------------------|--------------------------|---------------------------|---------------------------|---------------------------|--------------------------|--------------------------|----|
| Section Times | 1:05.16 [5] (0:08.98) | 0:56.18 [11] (0:10.87) | 0:45.31 [10] (0:10.89) | 0:34.42 [10] (0:10.94) | 0:23.48 [9] (0:11.41) | 0:12.07 [9] (0:12.07) | |
| Average Speed [km/h] | 40.2 | 66.1 | 66.7 | 66.0 | 63.2 | 59.7 | |
| Top Speed [km/h] | 64.1 | 67.1 | 67.7 | 67.9 | 64.3 | 62.6 | |
| Avg. Dist. to Rail [m] | 9.4 | 4.5 | 2.4 | 0.4 | 3.1 | 4.7 | |
| Avg. Stride Freq. [Hz] | 2.4 | 2.5 | 2.5 | 2.5 | 2.5 | 2.4 | |
| Avg. Stride Length [m] | 4.4 | 7.2 | 7.4 | 7.4 | 7.1 | 6.9 | |



Report Created: Sat 10 February 2024 16:20:02 GMT+11 (Note: Timing is based on positional data)

- [] Ranking at each section and finish
- :-:- No data available at this section
- NA No data available

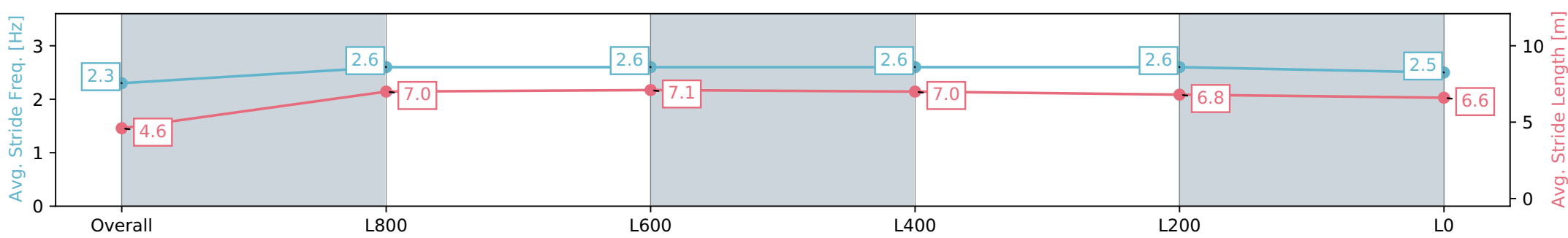
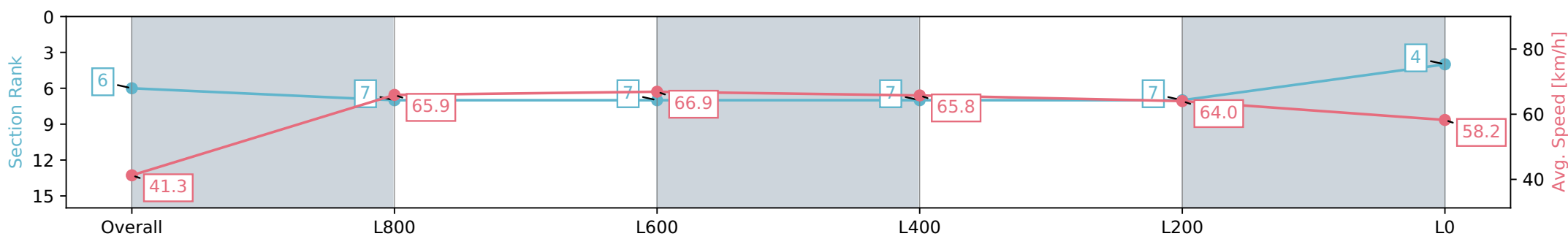
| | |
|--------------------------------|-------------------|
| Horse/Jockey Name | RUSHAWAY LAD |
| Finish Rank | 6 |
| Fastest Section Time (Section) | 0:08.73 (Overall) |
| Top Speed [km/h] (Section) | 68.3 (L800) |
| Race State | Finished |



Morphettville SA - Professional
 Race 6: Quayclean Handicap - 1100m
 10 February 2024 - 3:24PM
 Track Rating: Good 4, Weather: Fine, Rail Position: +3m 1200m - W/
 Post, True Remainder Sectional 604m



| Section | Overall | L1000 | L800 | L600 | L400 | L200 | L0 |
|------------------------|--------------------------|--------------------------|--------------------------|--------------------------|--------------------------|-------------|-------------|
| Section Times | 1:05.26 [6] (0:08.73) | 0:56.53 [7] (0:10.92) | 0:45.61 [7] (0:10.85) | 0:34.76 [7] (0:11.09) | 0:23.67 [7] (0:11.30) | 0:12.37 [4] | 0:12.37 [4] |
| Average Speed [km/h] | 41.3 | 65.9 | 66.9 | 65.8 | 64.0 | 58.2 | |
| Top Speed [km/h] | 63.0 | 68.3 | 68.3 | 67.1 | 65.6 | 62.2 | |
| Avg. Dist. to Rail [m] | 8.5 | 3.9 | 2.6 | 2.2 | 5.2 | 6.5 | |
| Avg. Stride Freq. [Hz] | 2.3 | 2.6 | 2.6 | 2.6 | 2.6 | 2.5 | |
| Avg. Stride Length [m] | 4.6 | 7.0 | 7.1 | 7.0 | 6.8 | 6.6 | |



Report Created: Sat 10 February 2024 16:20:04 GMT+11 (Note: Timing is based on positional data)

- [] Ranking at each section and finish
- :-:- No data available at this section
- NA No data available



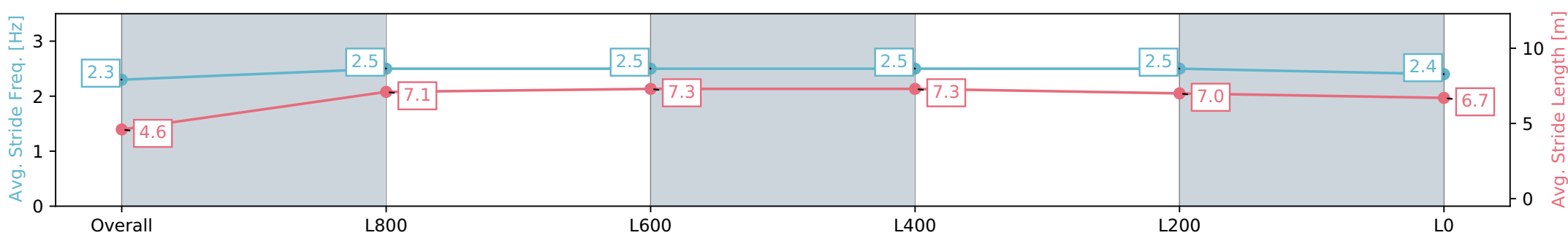
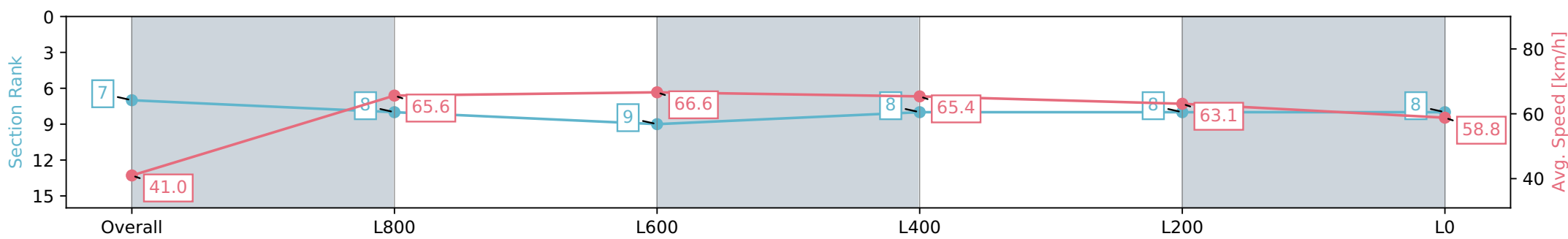
| | |
|--------------------------------|-------------------|
| Horse/Jockey Name | MISLU DI |
| Finish Rank | 7 |
| Fastest Section Time (Section) | 0:08.80 (Overall) |
| Top Speed [km/h] (Section) | 70.3 (L1000) |
| Race State | Finished |



Morphettville SA - Professional
 Race 6: Quayclean Handicap - 1100m
 10 February 2024 - 3:24PM
 Track Rating: Good 4, Weather: Fine, Rail Position: +3m 1200m - W/
 Post, True Remainder Sectional 604m



| Section | Overall | L1000 | L800 | L600 | L400 | L200 |
|------------------------|--------------------------|--------------------------|--------------------------|--------------------------|--------------------------|--------------------------|
| Section Times | 1:05.31 [7] (0:08.80) | 0:56.51 [8] (0:10.95) | 0:45.56 [9] (0:10.84) | 0:34.72 [8] (0:11.05) | 0:23.67 [8] (0:11.42) | 0:12.25 [8] (0:12.25) |
| Average Speed [km/h] | 41.0 | 65.6 | 66.6 | 65.4 | 63.1 | 58.8 |
| Top Speed [km/h] | 61.5 | 70.3 | 67.2 | 66.6 | 64.3 | 62.5 |
| Avg. Dist. to Rail [m] | 3.0 | 0.5 | 0.3 | 0.5 | 2.5 | 4.2 |
| Avg. Stride Freq. [Hz] | 2.3 | 2.5 | 2.5 | 2.5 | 2.5 | 2.4 |
| Avg. Stride Length [m] | 4.6 | 7.1 | 7.3 | 7.3 | 7.0 | 6.7 |



[] Ranking at each section and finish
 -:-:- No data available at this section
 NA No data available

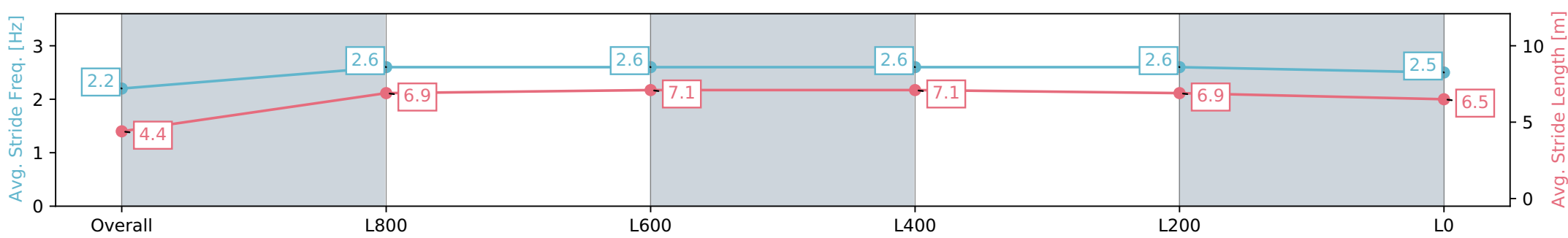
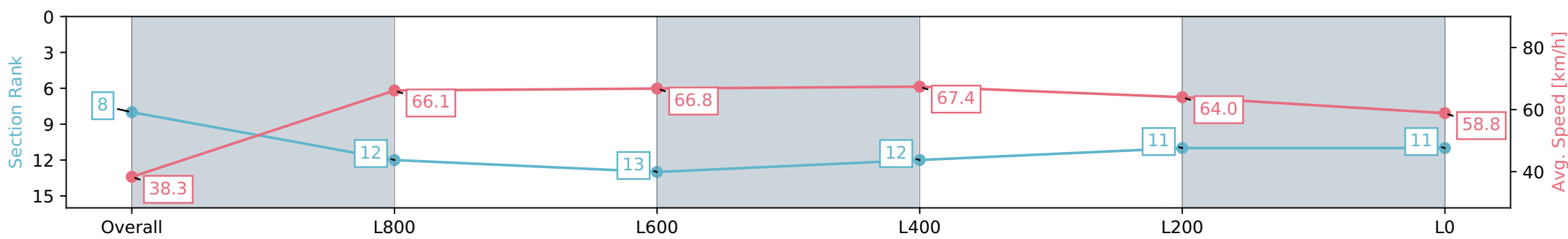
| | |
|--------------------------------|--------------------|
| Horse/Jockey Name | WINNING REVOLUTION |
| Finish Rank | 8 |
| Fastest Section Time (Section) | 0:09.39 (Overall) |
| Top Speed [km/h] (Section) | 68.3 (L600) |
| Race State | Finished |



Morphettville SA - Professional
 Race 6: Quayclean Handicap - 1100m
 10 February 2024 - 3:24PM
 Track Rating: Good 4, Weather: Fine, Rail Position: +3m 1200m - W/
 Post, True Remainder Sectional 604m



| Section | Overall | L1000 | L800 | L600 | L400 | L200 | L0 |
|------------------------|--------------------------|---------------------------|---------------------------|---------------------------|---------------------------|---------------------------|----|
| Section Times | 1:05.38 [8] (0:09.39) | 0:55.99 [12] (0:10.89) | 0:45.10 [13] (0:10.84) | 0:34.26 [12] (0:10.77) | 0:23.49 [11] (0:11.27) | 0:12.22 [11] (0:12.22) | |
| Average Speed [km/h] | 38.3 | 66.1 | 66.8 | 67.4 | 64.0 | 58.8 | |
| Top Speed [km/h] | 59.8 | 68.1 | 68.3 | 68.3 | 67.0 | 63.4 | |
| Avg. Dist. to Rail [m] | 7.9 | 2.3 | 1.4 | 1.3 | 2.0 | 0.6 | |
| Avg. Stride Freq. [Hz] | 2.2 | 2.6 | 2.6 | 2.6 | 2.6 | 2.5 | |
| Avg. Stride Length [m] | 4.4 | 6.9 | 7.1 | 7.1 | 6.9 | 6.5 | |



Report Created: Sat 10 February 2024 16:20:09 GMT+11 (Note: Timing is based on positional data)

- [] Ranking at each section and finish
- :-:- No data available at this section
- NA No data available



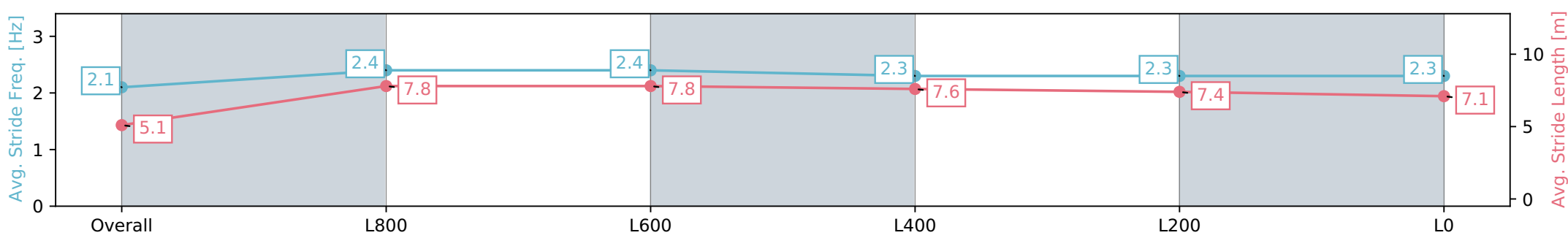
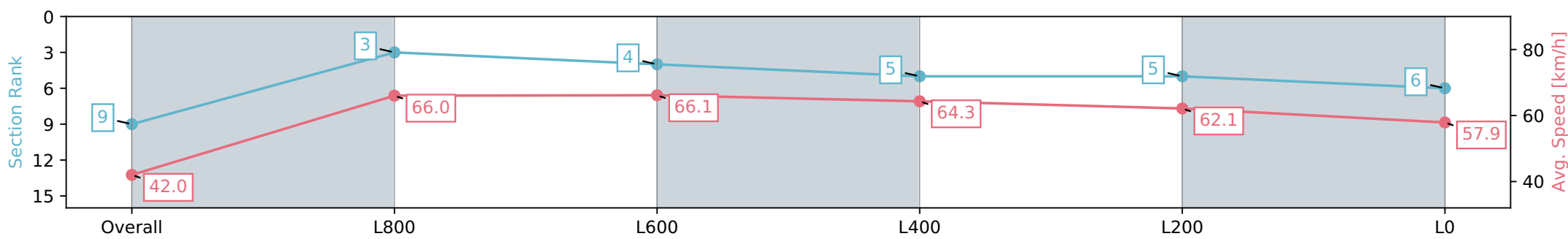
| | |
|--------------------------------|-------------------|
| Horse/Jockey Name | ODE TO JOY |
| Finish Rank | 9 |
| Fastest Section Time (Section) | 0:08.56 (Overall) |
| Top Speed [km/h] (Section) | 68.0 (L800) |
| Race State | Finished |



Morphettville SA - Professional
 Race 6: Quayclean Handicap - 1100m
 10 February 2024 - 3:24PM
 Track Rating: Good 4, Weather: Fine, Rail Position: +3m 1200m - W/
 Post, True Remainder Sectional 604m



| Section | Overall | L1000 | L800 | L600 | L400 | L200 | L0 |
|------------------------|--------------------------|--------------------------|--------------------------|--------------------------|--------------------------|--------------------------|----|
| Section Times | 1:05.42 [9] (0:08.56) | 0:56.86 [3] (0:10.91) | 0:45.95 [4] (0:10.83) | 0:35.12 [5] (0:11.12) | 0:24.00 [5] (0:11.57) | 0:12.42 [6] (0:12.42) | |
| Average Speed [km/h] | 42.0 | 66.0 | 66.1 | 64.3 | 62.1 | 57.9 | |
| Top Speed [km/h] | 63.1 | 67.3 | 68.0 | 65.5 | 63.2 | 60.6 | |
| Avg. Dist. to Rail [m] | 1.8 | 0.3 | 0.9 | 1.4 | 1.1 | 1.7 | |
| Avg. Stride Freq. [Hz] | 2.1 | 2.4 | 2.4 | 2.3 | 2.3 | 2.3 | |
| Avg. Stride Length [m] | 5.1 | 7.8 | 7.8 | 7.6 | 7.4 | 7.1 | |



- [] Ranking at each section and finish
- :-:- No data available at this section
- NA No data available

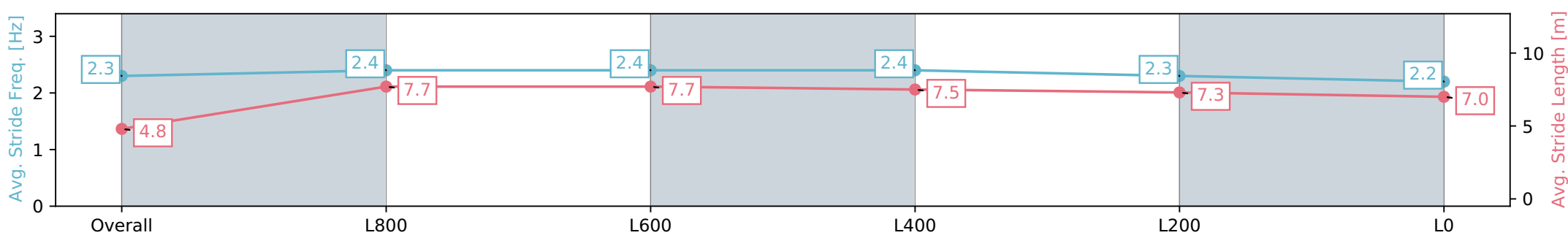
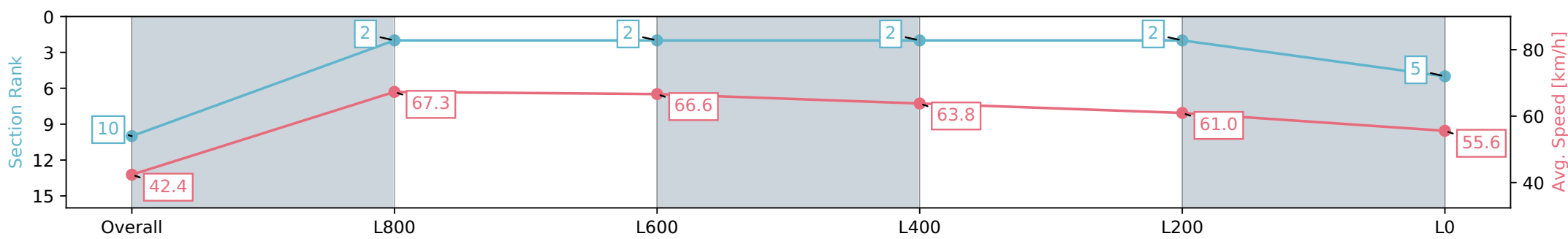
| | |
|--------------------------------|-------------------|
| Horse/Jockey Name | DAWN ISSUE |
| Finish Rank | 10 |
| Fastest Section Time (Section) | 0:08.47 (Overall) |
| Top Speed [km/h] (Section) | 69.4 (L1000) |
| Race State | Finished |



Morphettville SA - Professional
 Race 6: Quayclean Handicap - 1100m
 10 February 2024 - 3:24PM
 Track Rating: Good 4, Weather: Fine, Rail Position: +3m 1200m - W/
 Post, True Remainder Sectional 604m



| Section | Overall | L1000 | L800 | L600 | L400 | L200 | L0 |
|------------------------|---------------------------|--------------------------|--------------------------|--------------------------|--------------------------|-------------|-------------|
| Section Times | 1:05.94 [10] (0:08.47) | 0:57.47 [2] (0:10.72) | 0:46.75 [2] (0:10.80) | 0:35.95 [2] (0:11.22) | 0:24.73 [2] (0:11.79) | 0:12.94 [5] | 0:12.94 [5] |
| Average Speed [km/h] | 42.4 | 67.3 | 66.6 | 63.8 | 61.0 | 55.6 | |
| Top Speed [km/h] | 64.4 | 69.4 | 68.5 | 66.2 | 62.2 | 59.7 | |
| Avg. Dist. to Rail [m] | 6.5 | 2.8 | 0.5 | 1.1 | 1.1 | 1.1 | |
| Avg. Stride Freq. [Hz] | 2.3 | 2.4 | 2.4 | 2.4 | 2.3 | 2.2 | |
| Avg. Stride Length [m] | 4.8 | 7.7 | 7.7 | 7.5 | 7.3 | 7.0 | |



Report Created: Sat 10 February 2024 16:20:14 GMT+11 (Note: Timing is based on positional data)

- [] Ranking at each section and finish
- :-:- No data available at this section
- NA No data available



| | |
|--------------------------------|-------------------|
| Horse/Jockey Name | MAY'S WEST |
| Finish Rank | 11 |
| Fastest Section Time (Section) | 0:08.41 (Overall) |
| Top Speed [km/h] (Section) | 70.9 (L1000) |
| Race State | Finished |



Morphettville SA - Professional

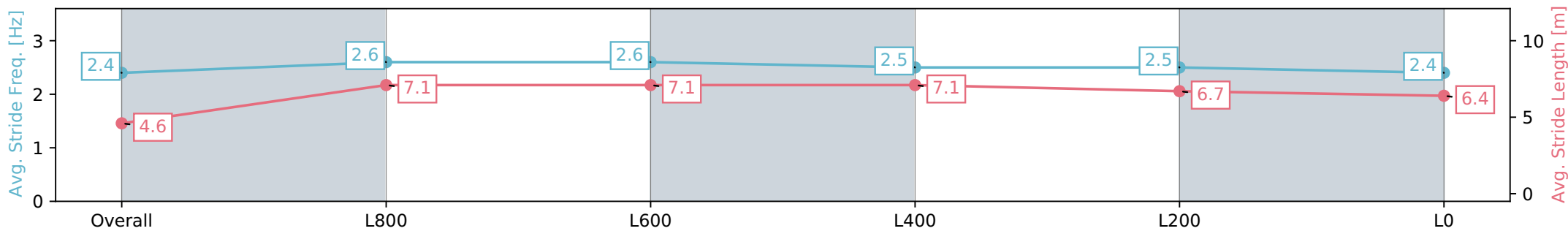
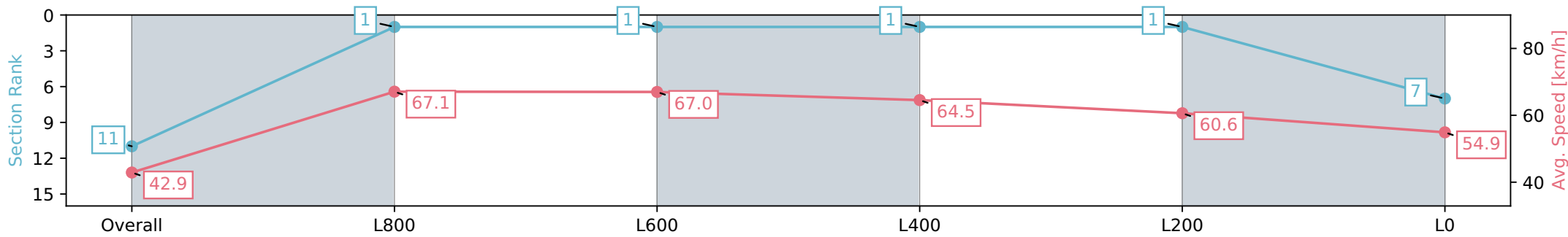
Race 6: Quayclean Handicap - 1100m

10 February 2024 - 3:24PM

Track Rating: Good 4, Weather: Fine, Rail Position: +3m 1200m - W/
Post, True Remainder Sectional 604m



| Section | Overall | L1000 | L800 | L600 | L400 | L200 | L0 |
|------------------------|---------------------------|--------------------------|--------------------------|--------------------------|--------------------------|-------------|-------------|
| Section Times | 1:06.12 [11] (0:08.41) | 0:57.71 [1] (0:10.74) | 0:46.97 [1] (0:10.76) | 0:36.21 [1] (0:11.22) | 0:24.99 [1] (0:11.88) | 0:13.11 [7] | 0:13.11 [7] |
| Average Speed [km/h] | 42.9 | 67.1 | 67.0 | 64.5 | 60.6 | 54.9 | |
| Top Speed [km/h] | 64.4 | 70.9 | 67.8 | 66.1 | 63.5 | 59.2 | |
| Avg. Dist. to Rail [m] | 7.9 | 3.6 | 0.9 | 0.8 | 1.2 | 2.3 | |
| Avg. Stride Freq. [Hz] | 2.4 | 2.6 | 2.6 | 2.5 | 2.5 | 2.4 | |
| Avg. Stride Length [m] | 4.6 | 7.1 | 7.1 | 7.1 | 6.7 | 6.4 | |



- [] Ranking at each section and finish
- :-:- No data available at this section
- NA No data available

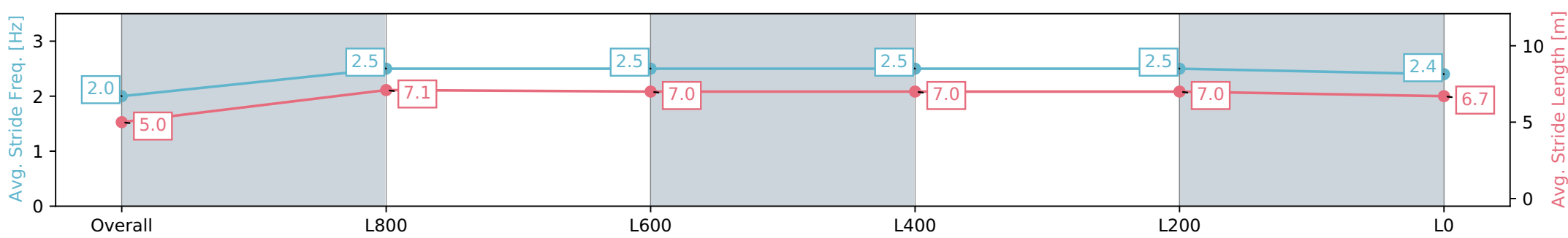
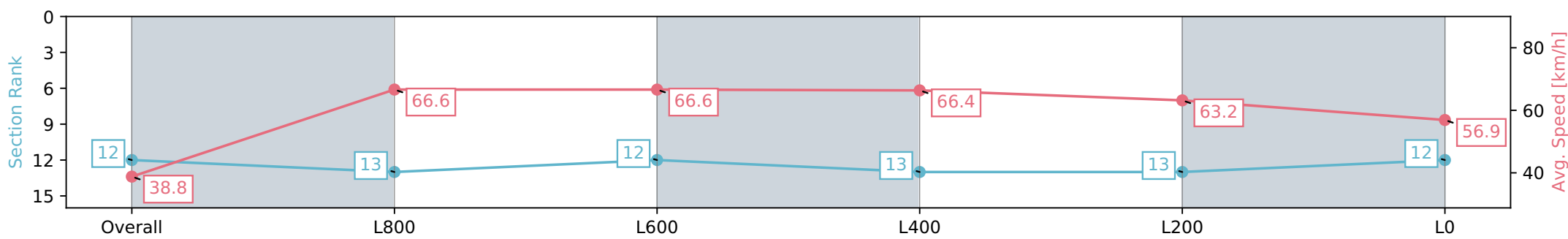
| | |
|--------------------------------|-------------------|
| Horse/Jockey Name | SOMEWATT FABULOUS |
| Finish Rank | 12 |
| Fastest Section Time (Section) | 0:09.42 (Overall) |
| Top Speed [km/h] (Section) | 67.9 (L1000) |
| Race State | Finished |



Morphettville SA - Professional
 Race 6: Quayclean Handicap - 1100m
 10 February 2024 - 3:24PM
 Track Rating: Good 4, Weather: Fine, Rail Position: +3m 1200m - W/
 Post, True Remainder Sectional 604m



| Section | Overall | L1000 | L800 | L600 | L400 | L200 |
|------------------------|---------------------------|---------------------------|---------------------------|---------------------------|---------------------------|---------------------------|
| Section Times | 1:06.21 [12] (0:09.42) | 0:56.79 [13] (0:10.80) | 0:45.99 [12] (0:10.91) | 0:35.08 [13] (0:10.97) | 0:24.11 [13] (0:11.44) | 0:12.67 [12] (0:12.67) |
| Average Speed [km/h] | 38.8 | 66.6 | 66.6 | 66.4 | 63.2 | 56.9 |
| Top Speed [km/h] | 63.3 | 67.9 | 67.4 | 67.4 | 65.2 | 61.1 |
| Avg. Dist. to Rail [m] | 7.7 | 4.3 | 2.6 | 2.1 | 3.4 | 4.1 |
| Avg. Stride Freq. [Hz] | 2.0 | 2.5 | 2.5 | 2.5 | 2.5 | 2.4 |
| Avg. Stride Length [m] | 5.0 | 7.1 | 7.0 | 7.0 | 7.0 | 6.7 |



Report Created: Sat 10 February 2024 16:20:20 GMT+11 (Note: Timing is based on positional data)

- [] Ranking at each section and finish
- :-:- No data available at this section
- NA No data available



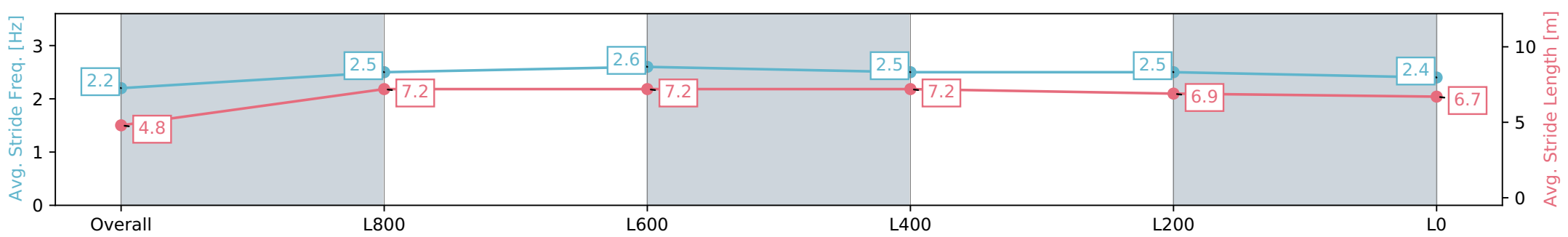
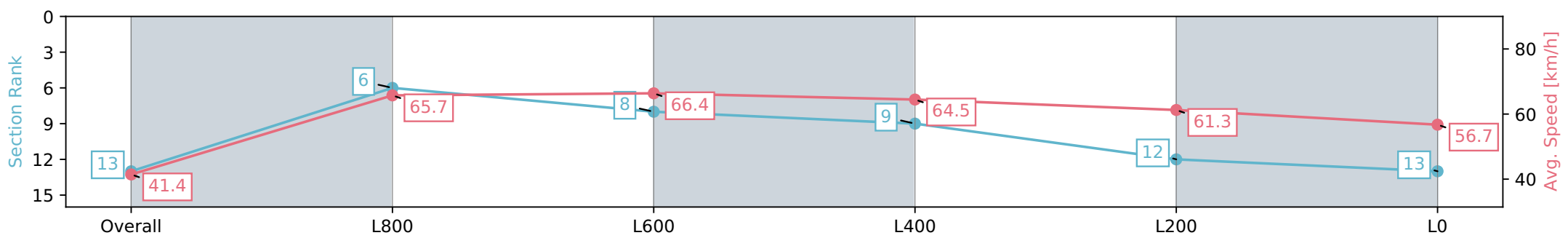
| | |
|--------------------------------|-------------------|
| Horse/Jockey Name | SUPER FAMOUS |
| Finish Rank | 13 |
| Fastest Section Time (Section) | 0:08.70 (Overall) |
| Top Speed [km/h] (Section) | 67.6 (L1000) |
| Race State | Finished |



Morphettville SA - Professional
 Race 6: Quayclean Handicap - 1100m
 10 February 2024 - 3:24PM
 Track Rating: Good 4, Weather: Fine, Rail Position: +3m 1200m - W/
 Post, True Remainder Sectional 604m



| Section | Overall | L1000 | L800 | L600 | L400 | L200 |
|------------------------|---------------------------|--------------------------|--------------------------|--------------------------|---------------------------|---------------------------|
| Section Times | 1:06.49 [13] (0:08.70) | 0:57.79 [6] (0:10.96) | 0:46.83 [8] (0:10.99) | 0:35.84 [9] (0:11.31) | 0:24.53 [12] (0:11.84) | 0:12.69 [13] (0:12.69) |
| Average Speed [km/h] | 41.4 | 65.7 | 66.4 | 64.5 | 61.3 | 56.7 |
| Top Speed [km/h] | 62.3 | 67.6 | 67.6 | 65.8 | 63.1 | 60.2 |
| Avg. Dist. to Rail [m] | 13.5 | 6.0 | 3.3 | 2.5 | 5.2 | 5.1 |
| Avg. Stride Freq. [Hz] | 2.2 | 2.5 | 2.6 | 2.5 | 2.5 | 2.4 |
| Avg. Stride Length [m] | 4.8 | 7.2 | 7.2 | 7.2 | 6.9 | 6.7 |



Report Created: Sat 10 February 2024 16:20:23 GMT+11 (Note: Timing is based on positional data)

- [] Ranking at each section and finish
- :-:- No data available at this section
- NA No data available

