



RACING SA

Morphettville SA
Race 4: The Junction Handicap - 1506m
10 February 2024 - 2:14PM



Track Rating: Good 4, Weather: Fine, Rail Position: +3m 1200m - W/Post, True Remainder

Sectional 604m

Table with columns: Section, Field Times, Position, #, Horse/Jockey, Barrier, Top Speed [km/h], Fastest Section, First 400m, Overall, L1400, L1200, L1000, L800, L600, Distance Travelled From Winner [m]. Rows include horses like TITAN OF CHOICE, MYRTLE CREEK, MARIMENKO, TRES BELLE, ORIEDOS, VEXATIOUS DANCER, STARWISP, and GRINZINGER BISHOP.

Scratched: Simeon (#1), Rabtat (#6), Crimson Vine (#9)

- [ ] Position in running at each section and finish
# Saddle cloth number
-:-:- No data available at this section
NA No data available



RACING SA

# Morphettville SA

## Race 4: The Junction Handicap - 1506m

10 February 2024 - 2:14PM



Track Rating: Good 4, Weather: Fine, Rail Position: +3m 1200m - W/Post, True Remainder

### Sectional 604m

Section Field Times						L400	L200						
						0:24.00	0:12.22						
						(0:11.77)	(0:12.22)						
Position	#	Horse/Jockey	Barrier	Top Speed [km/h]	Fastest Section	First 400m			Margin				Distance Travelled From Winner [m]
1	4	<b>TITAN OF CHOICE</b>	8	66.3	0:09.81	0:27.18	0:23.66 [4]	0:12.22 [2]	1:31.82				
		Sheridan Clarke		400-200	1600-1400		(0:11.44)	(0:12.22)					
2	7	<b>MYRTLE CREEK</b>	3	66.5	0:09.87	0:27.38	0:23.80 [7]	0:12.50 [1]	1.7L				-3
		Jacob Opperman		400-200	1600-1400		(0:11.30)	(0:12.50)					
3	3	<b>MARIMENKO</b>	9	64.5	0:09.52	0:27.08	0:24.01 [6]	0:12.39 [5]	2.7L				-6
		Jake Toeroek		800-600	1600-1400		(0:11.62)	(0:12.39)					
4	10	<b>TRES BELLE</b>	5	64.6	0:09.38	0:26.82	0:24.59 [2]	0:12.82 [3]	4.9L				-6
		Alana Livesey		600-400	1600-1400		(0:11.77)	(0:12.82)					
5	11	<b>ORIEDOS</b>	11	65.6	0:09.50	0:26.94	0:24.53 [5]	0:12.78 [7]	5.8L				-4
		Rochelle Milnes		600-400	1600-1400		(0:11.75)	(0:12.78)					
6	8	<b>VEXATIOUS DANCER</b>	1	63.9	0:09.34	0:26.90	0:24.65 [3]	0:12.99 [4]	6.1L				-10
		Callan Murray		600-400	1600-1400		(0:11.66)	(0:12.99)					
7	5	<b>STARWISP</b>	6	64.1	0:09.28	0:26.66	0:25.64 [1]	0:13.57 [6]	10.3L				-7
		Todd Pannell		600-400	1600-1400		(0:12.07)	(0:13.56)					
8	2	<b>GRINZINGER BISHOP</b>	2	63.6	0:09.56	0:27.16	0:25.09 [8]	0:13.16 [8]	12.2L				-9
		Justin Potter		600-400	1600-1400		(0:11.93)	(0:13.16)					

Scratched: Simeon (#1), Rabtat (#6), Crimson Vine (#9)

- [ ] Position in running at each section and finish
- # Saddle cloth number
- :-:- No data available at this section
- █ Background shading for fastest section
- NA No data available

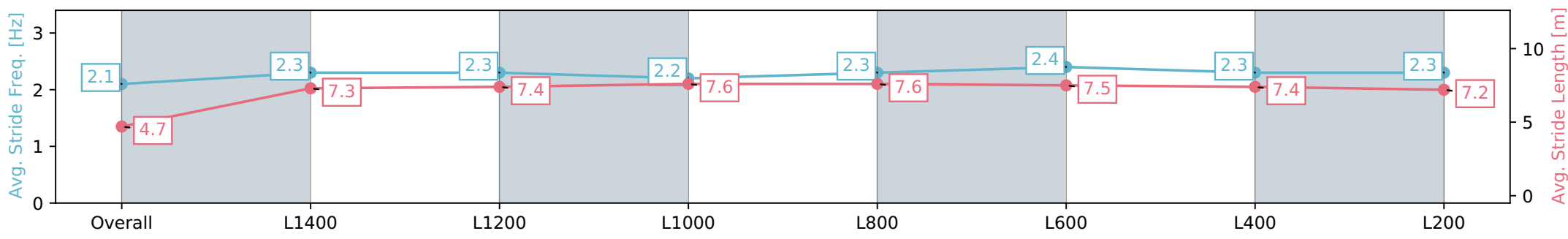
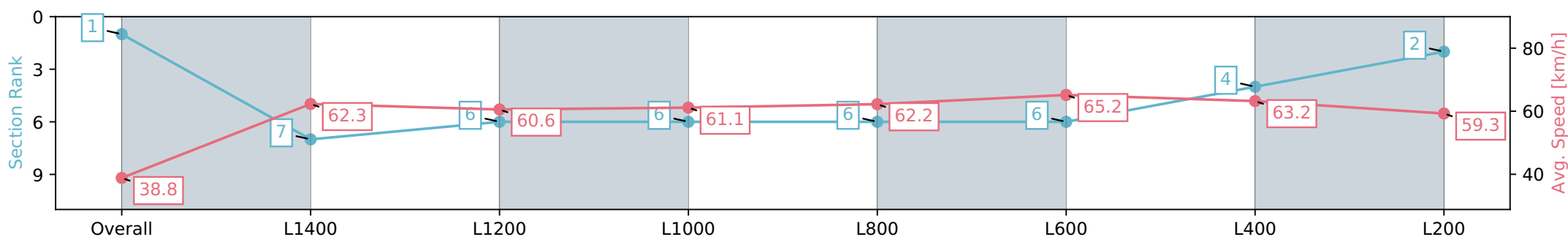
Horse/Jockey Name	TITAN OF CHOICE
Finish Rank	1
Fastest Section Time (Section)	0:09.81 (Overall)
Top Speed [km/h] (Section)	66.3 (L400)
Race State	Finished



Morphettville SA - Professional  
 Race 4: The Junction Handicap - 1506m  
 10 February 2024 - 2:14PM  
 Track Rating: Good 4, Weather: Fine, Rail Position: +3m 1200m - W/  
 Post, True Remainder Sectional 604m



Section	Overall	L1400	L1200	L1000	L800	L600	L400	L200
Section Times	1:31.82 [1] (0:09.81)	1:22.01 [7] (0:11.67)	1:10.34 [6] (0:12.05)	0:58.29 [6] (0:11.78)	0:46.51 [6] (0:11.68)	0:34.83 [6] (0:11.17)	0:23.66 [4] (0:11.44)	0:12.22 [2] (0:12.22)
Average Speed [km/h]	38.8	62.3	60.6	61.1	62.2	65.2	63.2	59.3
Top Speed [km/h]	58.4	63.9	61.6	61.7	65.1	66.3	66.3	61.4
Avg. Dist. to Rail [m]	7.5	2.6	3.3	3.1	2.5	2.1	3.7	6.1
Avg. Stride Freq. [Hz]	2.1	2.3	2.3	2.2	2.3	2.4	2.3	2.3
Avg. Stride Length [m]	4.7	7.3	7.4	7.6	7.6	7.5	7.4	7.2



Report Created: Sat 10 February 2024 15:08:12 GMT+11 (Note: Timing is based on positional data)

- [ ] Ranking at each section and finish
- :-:- No data available at this section
- NA No data available

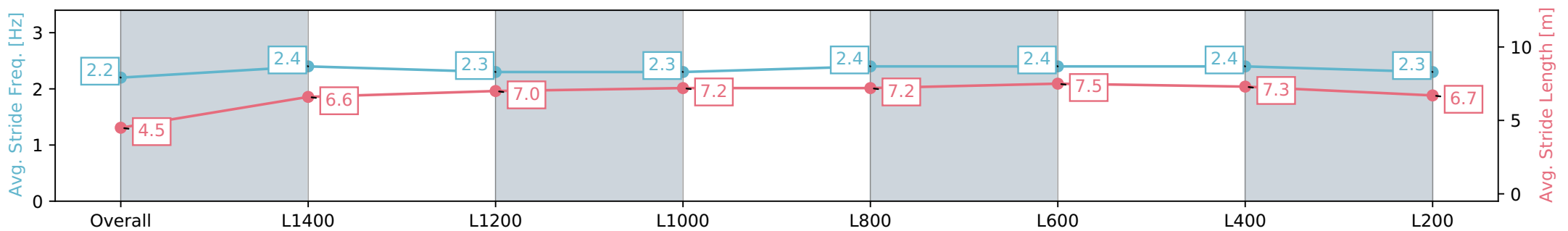
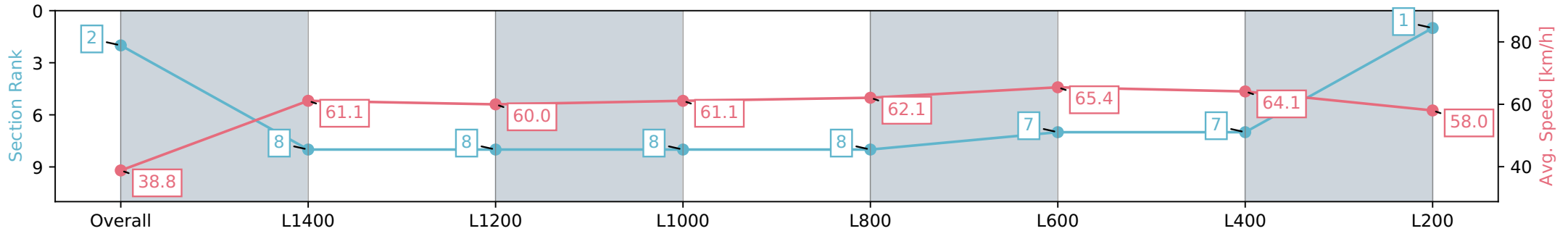
Horse/Jockey Name	MYRTLE CREEK
Finish Rank	2
Fastest Section Time (Section)	0:09.87 (Overall)
Top Speed [km/h] (Section)	66.5 (L400)
Race State	Finished



Morphettville SA - Professional  
 Race 4: The Junction Handicap - 1506m  
 10 February 2024 - 2:14PM  
 Track Rating: Good 4, Weather: Fine, Rail Position: +3m 1200m - W/  
 Post, True Remainder Sectional 604m



Section	Overall	L1400	L1200	L1000	L800	L600	L400	L200
Section Times	1:32.09 [2] (0:09.87)	1:22.22 [8] (0:11.80)	1:10.42 [8] (0:12.06)	0:58.36 [8] (0:11.78)	0:46.58 [8] (0:11.62)	0:34.96 [7] (0:11.16)	0:23.80 [7] (0:11.30)	0:12.50 [1] (0:12.50)
Average Speed [km/h]	38.8	61.1	60.0	61.1	62.1	65.4	64.1	58.0
Top Speed [km/h]	57.9	62.4	60.6	61.7	65.1	66.4	66.5	62.0
Avg. Dist. to Rail [m]	6.0	0.9	1.2	1.6	1.1	2.6	4.1	8.9
Avg. Stride Freq. [Hz]	2.2	2.4	2.3	2.3	2.4	2.4	2.4	2.3
Avg. Stride Length [m]	4.5	6.6	7.0	7.2	7.2	7.5	7.3	6.7



Report Created: Sat 10 February 2024 15:08:16 GMT+11 (Note: Timing is based on positional data)

- [ ] Ranking at each section and finish
- :-:- No data available at this section
- NA No data available

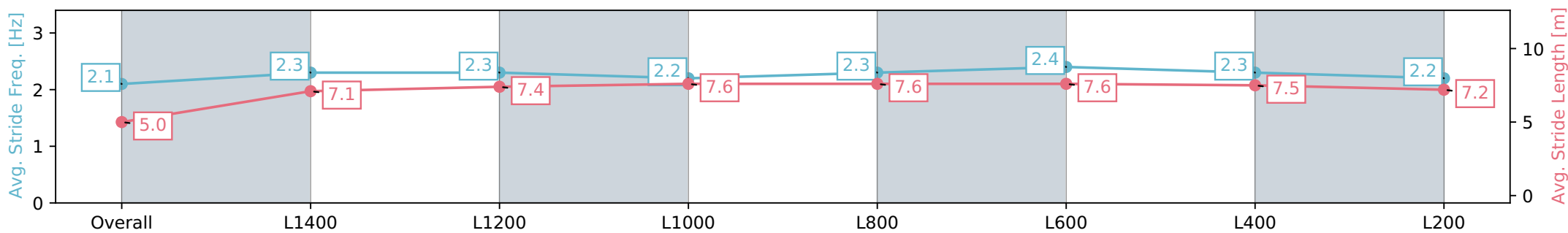
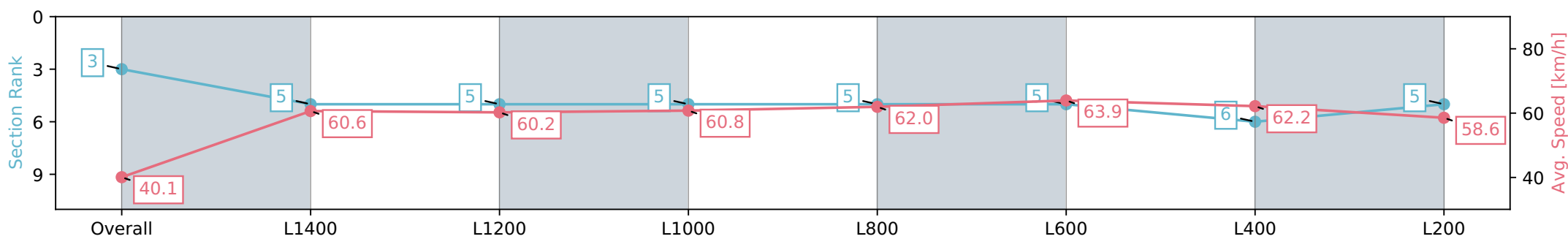
Horse/Jockey Name	MARIMENKO
Finish Rank	3
Fastest Section Time (Section)	0:09.52 (Overall)
Top Speed [km/h] (Section)	64.5 (L800)
Race State	Finished



Morphettville SA - Professional  
 Race 4: The Junction Handicap - 1506m  
 10 February 2024 - 2:14PM  
 Track Rating: Good 4, Weather: Fine, Rail Position: +3m 1200m - W/  
 Post, True Remainder Sectional 604m



Section	Overall	L1400	L1200	L1000	L800	L600	L400	L200
Section Times	1:32.24 [3] (0:09.52)	1:22.72 [5] (0:11.94)	1:10.78 [5] (0:11.98)	0:58.80 [5] (0:11.85)	0:46.95 [5] (0:11.63)	0:35.32 [5] (0:11.31)	0:24.01 [6] (0:11.62)	0:12.39 [5] (0:12.39)
Average Speed [km/h]	40.1	60.6	60.2	60.8	62.0	63.9	62.2	58.6
Top Speed [km/h]	62.3	61.7	61.1	61.2	64.5	64.4	63.4	61.0
Avg. Dist. to Rail [m]	8.6	1.5	1.0	1.2	0.6	0.8	2.1	2.7
Avg. Stride Freq. [Hz]	2.1	2.3	2.3	2.2	2.3	2.4	2.3	2.2
Avg. Stride Length [m]	5.0	7.1	7.4	7.6	7.6	7.6	7.5	7.2



[ ] Ranking at each section and finish  
 -:-:- No data available at this section  
 NA No data available

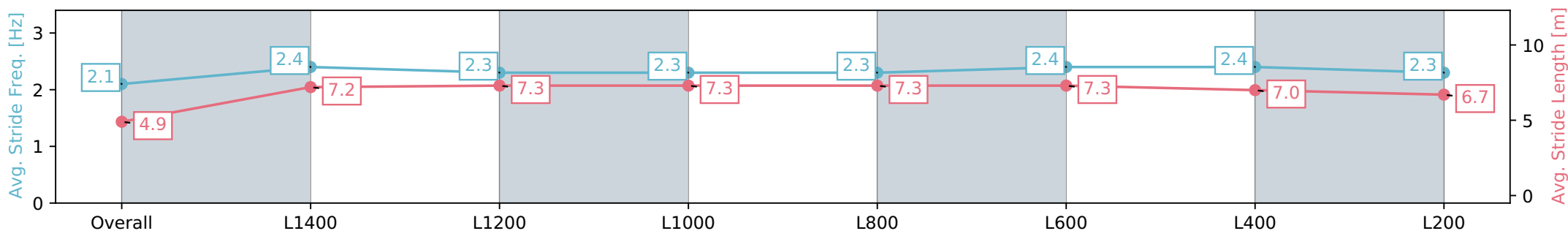
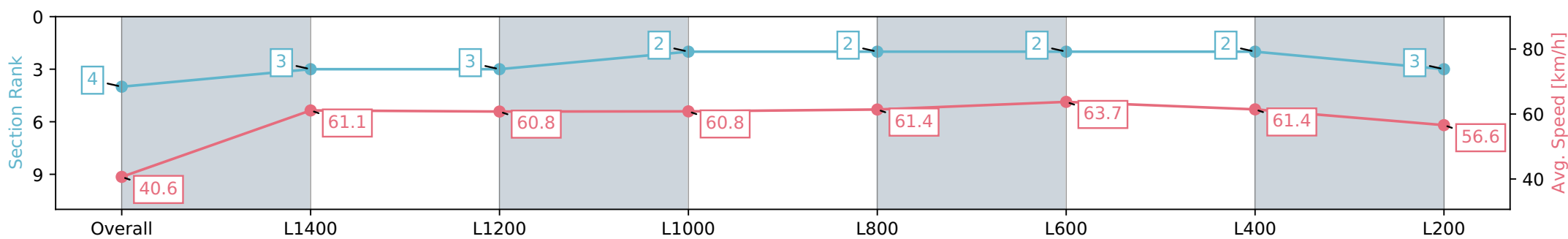
Horse/Jockey Name	TRES BELLE
Finish Rank	4
Fastest Section Time (Section)	0:09.38 (Overall)
Top Speed [km/h] (Section)	64.6 (L600)
Race State	Finished



Morphettville SA - Professional  
 Race 4: The Junction Handicap - 1506m  
 10 February 2024 - 2:14PM  
 Track Rating: Good 4, Weather: Fine, Rail Position: +3m 1200m - W/  
 Post, True Remainder Sectional 604m



Section	Overall	L1400	L1200	L1000	L800	L600	L400	L200
Section Times	1:32.60 [4] (0:09.38)	1:23.22 [3] (0:11.81)	1:11.41 [3] (0:11.86)	0:59.55 [2] (0:11.83)	0:47.72 [2] (0:11.76)	0:35.96 [2] (0:11.37)	0:24.59 [2] (0:11.77)	0:12.82 [3] (0:12.82)
Average Speed [km/h]	40.6	61.1	60.8	60.8	61.4	63.7	61.4	56.6
Top Speed [km/h]	60.7	61.6	61.3	61.3	63.2	64.6	63.6	59.4
Avg. Dist. to Rail [m]	6.3	1.5	0.3	0.9	0.9	1.4	3.5	4.0
Avg. Stride Freq. [Hz]	2.1	2.4	2.3	2.3	2.3	2.4	2.4	2.3
Avg. Stride Length [m]	4.9	7.2	7.3	7.3	7.3	7.3	7.0	6.7



- [ ] Ranking at each section and finish
- :-:- No data available at this section
- NA No data available

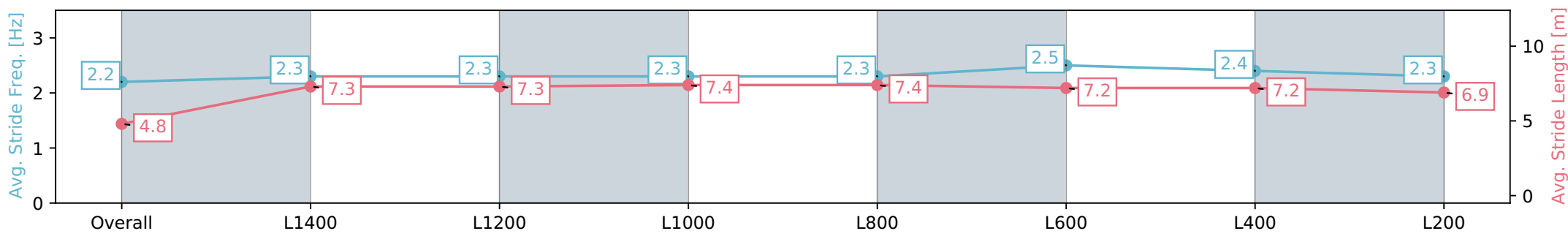
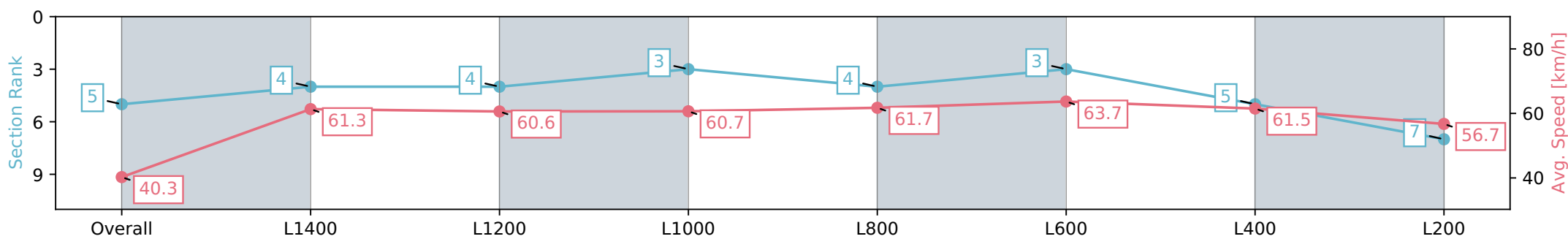
Horse/Jockey Name	ORIEDOS
Finish Rank	5
Fastest Section Time (Section)	0:09.50 (Overall)
Top Speed [km/h] (Section)	65.6 (L600)
Race State	Finished



Morphettville SA - Professional  
 Race 4: The Junction Handicap - 1506m  
 10 February 2024 - 2:14PM  
 Track Rating: Good 4, Weather: Fine, Rail Position: +3m 1200m - W/  
 Post, True Remainder Sectional 604m



Section	Overall	L1400	L1200	L1000	L800	L600	L400	L200
Section Times	1:32.75 [5] (0:09.50)	1:23.25 [4] (0:11.80)	1:11.45 [4] (0:11.94)	0:59.51 [3] (0:11.86)	0:47.65 [4] (0:11.72)	0:35.93 [3] (0:11.40)	0:24.53 [5] (0:11.75)	0:12.78 [7] (0:12.78)
Average Speed [km/h]	40.3	61.3	60.6	60.7	61.7	63.7	61.5	56.7
Top Speed [km/h]	59.5	62.1	61.0	61.0	63.4	65.6	63.7	59.4
Avg. Dist. to Rail [m]	9.6	2.3	1.2	2.0	1.3	1.7	3.4	4.6
Avg. Stride Freq. [Hz]	2.2	2.3	2.3	2.3	2.3	2.5	2.4	2.3
Avg. Stride Length [m]	4.8	7.3	7.3	7.4	7.4	7.2	7.2	6.9



[ ] Ranking at each section and finish  
 -:-:- No data available at this section  
 NA No data available

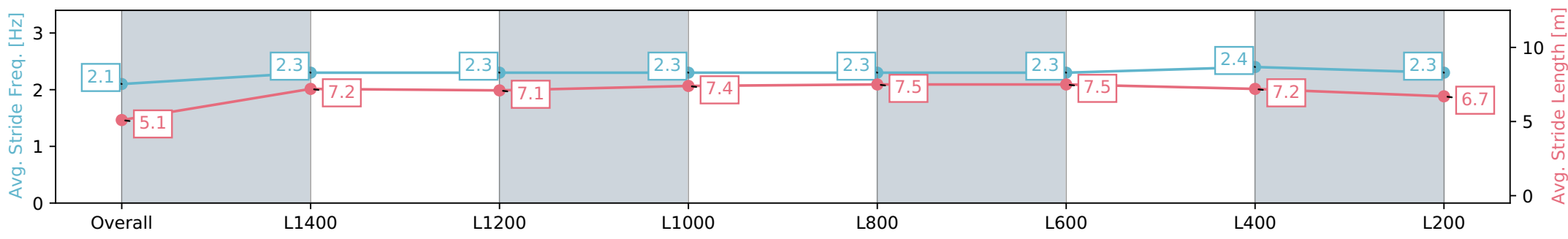
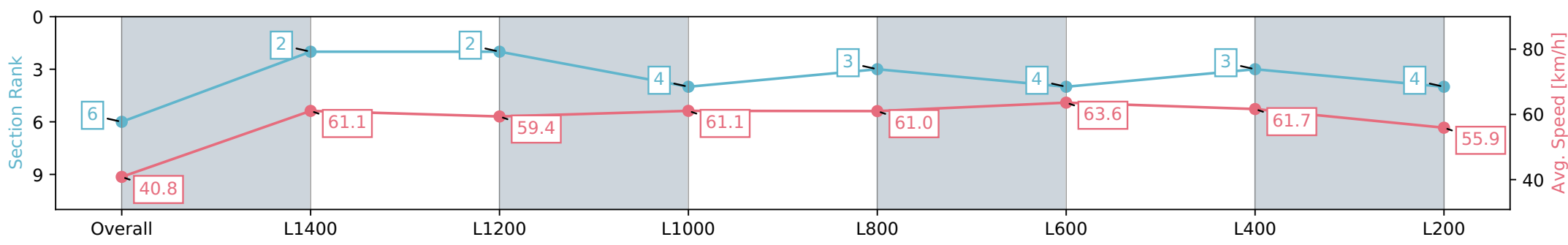
Horse/Jockey Name	VEXATIOUS DANCER
Finish Rank	6
Fastest Section Time (Section)	0:09.34 (Overall)
Top Speed [km/h] (Section)	63.9 (L600)
Race State	Finished



Morphettville SA - Professional  
 Race 4: The Junction Handicap - 1506m  
 10 February 2024 - 2:14PM  
 Track Rating: Good 4, Weather: Fine, Rail Position: +3m 1200m - W/  
 Post, True Remainder Sectional 604m



Section	Overall	L1400	L1200	L1000	L800	L600	L400	L200
Section Times	1:32.79 [6] (0:09.34)	1:23.45 [2] (0:11.78)	1:11.67 [2] (0:12.15)	0:59.52 [4] (0:11.78)	0:47.74 [3] (0:11.81)	0:35.93 [4] (0:11.28)	0:24.65 [3] (0:11.66)	0:12.99 [4] (0:12.99)
Average Speed [km/h]	40.8	61.1	59.4	61.1	61.0	63.6	61.7	55.9
Top Speed [km/h]	61.6	61.9	60.0	61.4	63.1	63.9	62.9	59.5
Avg. Dist. to Rail [m]	3.1	0.8	0.5	0.8	0.4	0.5	0.9	0.9
Avg. Stride Freq. [Hz]	2.1	2.3	2.3	2.3	2.3	2.3	2.4	2.3
Avg. Stride Length [m]	5.1	7.2	7.1	7.4	7.5	7.5	7.2	6.7



Report Created: Sat 10 February 2024 15:08:33 GMT+11 (Note: Timing is based on positional data)

[ ] Ranking at each section and finish  
 -:-:- No data available at this section  
 NA No data available



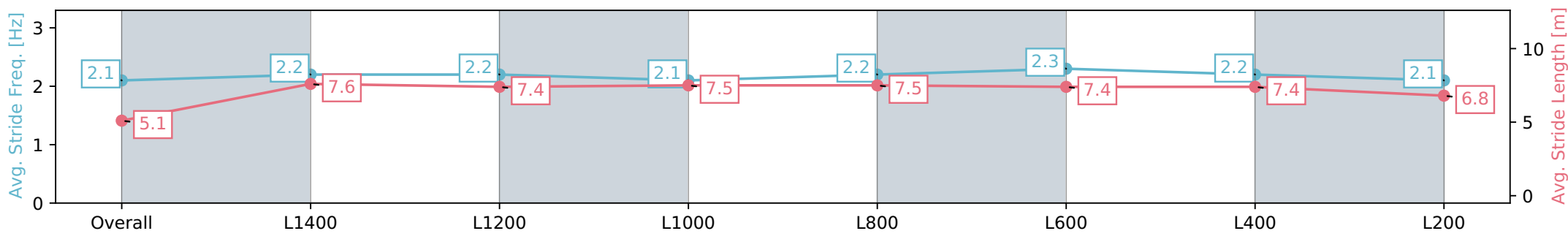
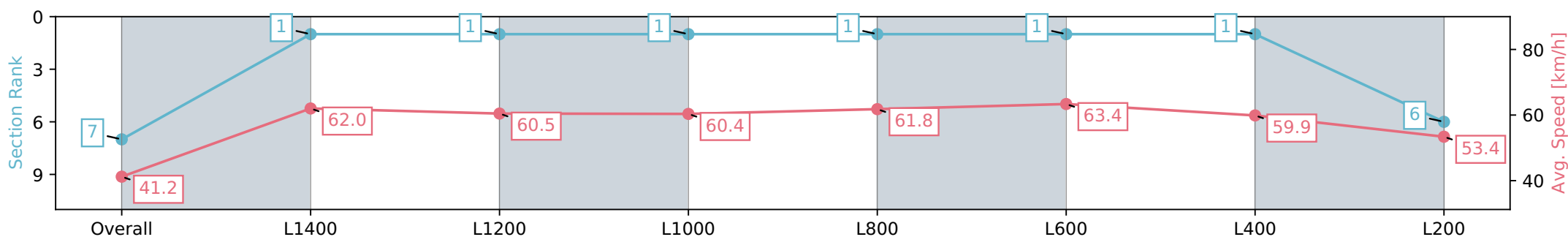
Horse/Jockey Name	STARWISP
Finish Rank	7
Fastest Section Time (Section)	0:09.28 (Overall)
Top Speed [km/h] (Section)	64.1 (L600)
Race State	Finished



Morphettville SA - Professional  
 Race 4: The Junction Handicap - 1506m  
 10 February 2024 - 2:14PM  
 Track Rating: Good 4, Weather: Fine, Rail Position: +3m 1200m - W/  
 Post, True Remainder Sectional 604m



Section	Overall	L1400	L1200	L1000	L800	L600	L400	L200
Section Times	1:33.46 [7] (0:09.28)	1:24.18 [1] (0:11.71)	1:12.47 [1] (0:11.92)	1:00.55 [1] (0:11.94)	0:48.61 [1] (0:11.64)	0:36.97 [1] (0:11.33)	0:25.64 [1] (0:12.07)	0:13.57 [6] (0:13.56)
Average Speed [km/h]	41.2	62.0	60.5	60.4	61.8	63.4	59.9	53.4
Top Speed [km/h]	61.4	62.9	61.3	60.7	64.0	64.1	61.3	57.4
Avg. Dist. to Rail [m]	8.0	2.9	0.4	0.3	0.3	0.4	2.5	3.0
Avg. Stride Freq. [Hz]	2.1	2.2	2.2	2.1	2.2	2.3	2.2	2.1
Avg. Stride Length [m]	5.1	7.6	7.4	7.5	7.5	7.4	7.4	6.8



[ ] Ranking at each section and finish  
 -:-:- No data available at this section  
 NA No data available

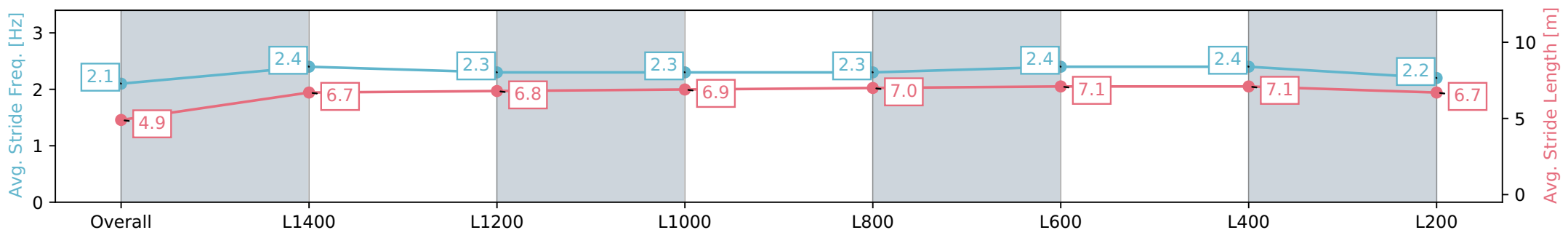
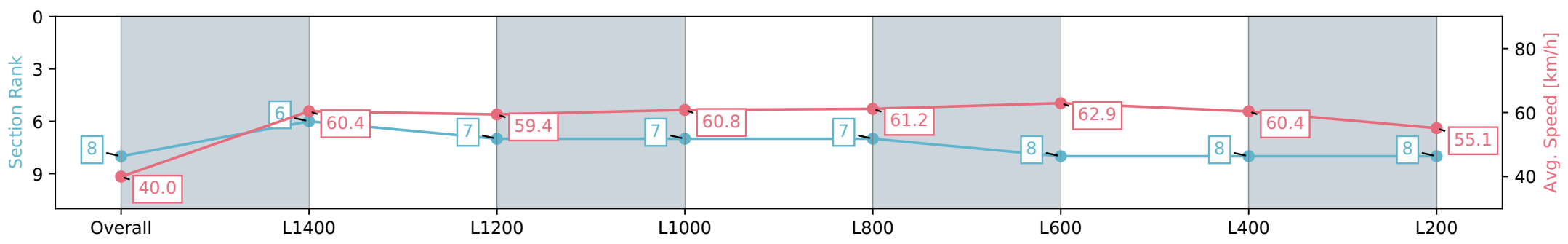
Horse/Jockey Name	GRINZINGER BISHOP
Finish Rank	8
Fastest Section Time (Section)	0:09.56 (Overall)
Top Speed [km/h] (Section)	63.6 (L600)
Race State	Finished



Morphettville SA - Professional  
 Race 4: The Junction Handicap - 1506m  
 10 February 2024 - 2:14PM  
 Track Rating: Good 4, Weather: Fine, Rail Position: +3m 1200m - W/  
 Post, True Remainder Sectional 604m



Section	Overall	L1400	L1200	L1000	L800	L600	L400	L200
Section Times	1:33.77 [8] (0:09.56)	1:24.20 [6] (0:11.91)	1:12.29 [7] (0:12.14)	1:00.15 [7] (0:11.84)	0:48.31 [7] (0:11.76)	0:36.55 [8] (0:11.46)	0:25.09 [8] (0:11.93)	0:13.16 [8] (0:13.16)
Average Speed [km/h]	40.0	60.4	59.4	60.8	61.2	62.9	60.4	55.1
Top Speed [km/h]	60.0	62.3	59.8	61.9	63.0	63.6	62.1	57.6
Avg. Dist. to Rail [m]	4.5	1.1	0.3	0.4	0.2	0.4	0.6	0.7
Avg. Stride Freq. [Hz]	2.1	2.4	2.3	2.3	2.3	2.4	2.4	2.2
Avg. Stride Length [m]	4.9	6.7	6.8	6.9	7.0	7.1	7.1	6.7



[ ] Ranking at each section and finish  
 -:-:- No data available at this section  
 NA No data available