



RACING SA

Morphettville SA
Race 3: Petaluma Handicap - 1200m
10 February 2024 - 1:38PM



Track Rating: Soft 5, Weather: Fine, Rail Position: +3m 1200m - W/Post, True Remainder

Sectional 604m

Table with columns: Section, Field Times, Position, #, Horse/Jockey, Barrier, Top Speed [km/h], Fastest Section, First 400m, Overall, L1000, L800, L600, L400, L200, Margin, Distance Travelled From Winner [m]. Rows include IRONEDGE, FANMALIA, OUTSIDER, MIDNIGHT RUSH, CHILL WITH TEEJAY, WOLFBURN, ANOTHER PONZI, and STARTER.

Scratched: I Am Caviar (#4), Seven Secrets (#5)

- [] Position in running at each section and finish
Saddle cloth number
-:-:- No data available at this section
NA No data available

Horse/Jockey Name	IRONEDGE
Finish Rank	1
Fastest Section Time (Section)	0:10.93 (L1000)
Top Speed [km/h] (Section)	66.8 (L1000)
Race State	Finished



Morphettville SA - Professional

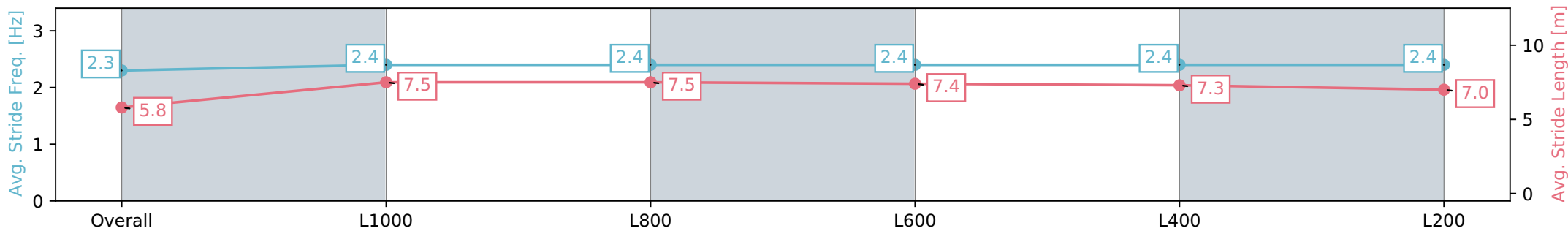
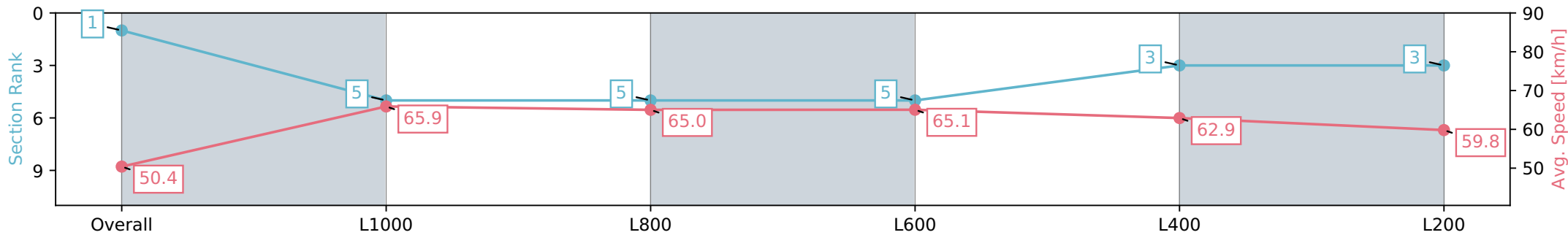
Race 3: Petaluma Handicap - 1200m

10 February 2024 - 1:38PM

Track Rating: Soft 5, Weather: Fine, Rail Position: +3m 1200m - W/
Post, True Remainder Sectional 604m



Section	Overall	L1000	L800	L600	L400	L200
Section Times	1:10.75 [1] (0:14.28)	0:56.47 [5] (0:10.93)	0:45.54 [5] (0:11.03)	0:34.51 [5] (0:11.02)	0:23.49 [3] (0:11.45)	0:12.04 [3] (0:12.04)
Average Speed [km/h]	50.4	65.9	65.0	65.1	62.9	59.8
Top Speed [km/h]	64.7	66.8	66.0	65.9	63.6	62.8
Avg. Dist. to Rail [m]	0.8	0.5	0.8	0.7	1.3	3.9
Avg. Stride Freq. [Hz]	2.3	2.4	2.4	2.4	2.4	2.4
Avg. Stride Length [m]	5.8	7.5	7.5	7.4	7.3	7.0



- [] Ranking at each section and finish
- :-:- No data available at this section
- NA No data available

Horse/Jockey Name	FANMALIA
Finish Rank	2
Fastest Section Time (Section)	0:10.88 (L800)
Top Speed [km/h] (Section)	67.6 (L800)
Race State	Finished



Morphettville SA - Professional

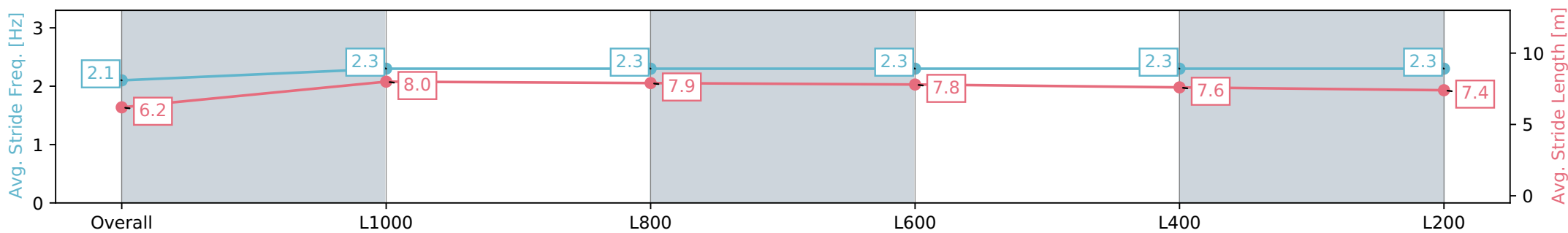
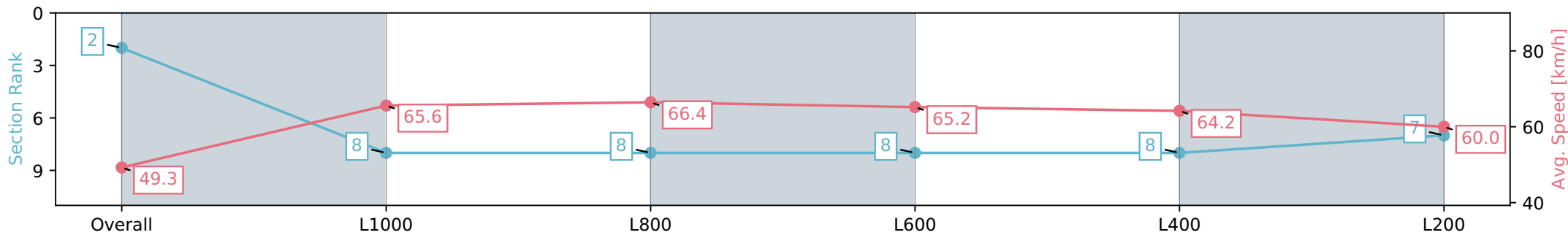
Race 3: Petaluma Handicap - 1200m

10 February 2024 - 1:38PM

Track Rating: Soft 5, Weather: Fine, Rail Position: +3m 1200m - W/
Post, True Remainder Sectional 604m



Section	Overall	L1000	L800	L600	L400	L200
Section Times	1:10.95 [2] (0:14.61)	0:56.34 [8] (0:10.99)	0:45.35 [8] (0:10.88)	0:34.47 [8] (0:11.20)	0:23.27 [8] (0:11.26)	0:12.01 [7] (0:12.01)
Average Speed [km/h]	49.3	65.6	66.4	65.2	64.2	60.0
Top Speed [km/h]	64.1	66.8	67.6	66.1	65.1	63.2
Avg. Dist. to Rail [m]	6.3	1.7	1.4	2.4	5.1	7.9
Avg. Stride Freq. [Hz]	2.1	2.3	2.3	2.3	2.3	2.3
Avg. Stride Length [m]	6.2	8.0	7.9	7.8	7.6	7.4



- [] Ranking at each section and finish
- :-:- No data available at this section
- NA No data available

Horse/Jockey Name	OUTSIDER
Finish Rank	3
Fastest Section Time (Section)	0:10.87 (L1000)
Top Speed [km/h] (Section)	67.6 (L1000)
Race State	Finished



Morphettville SA - Professional

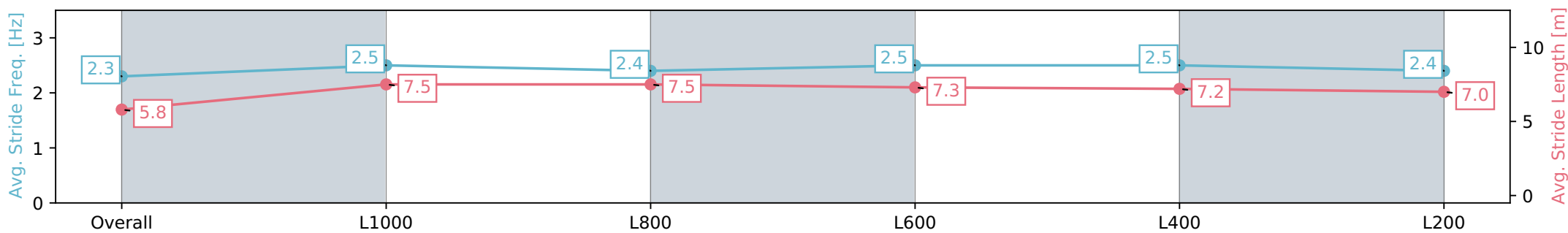
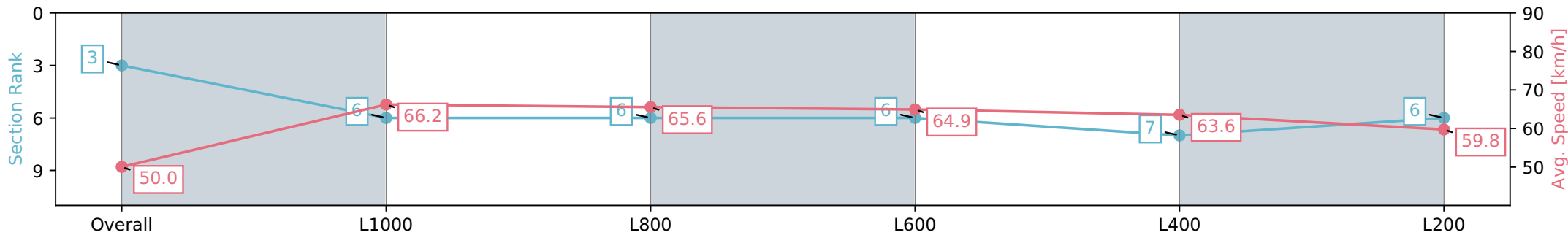
Race 3: Petaluma Handicap - 1200m

10 February 2024 - 1:38PM

Track Rating: Soft 5, Weather: Fine, Rail Position: +3m 1200m - W/
Post, True Remainder Sectional 604m



Section	Overall	L1000	L800	L600	L400	L200
Section Times	1:10.96 [3] (0:14.40)	0:56.56 [6] (0:10.87)	0:45.69 [6] (0:11.04)	0:34.65 [6] (0:11.24)	0:23.41 [7] (0:11.38)	0:12.03 [6] (0:12.03)
Average Speed [km/h]	50.0	66.2	65.6	64.9	63.6	59.8
Top Speed [km/h]	63.9	67.6	67.2	66.4	64.6	63.0
Avg. Dist. to Rail [m]	7.0	2.5	1.4	2.5	4.7	7.3
Avg. Stride Freq. [Hz]	2.3	2.5	2.4	2.5	2.5	2.4
Avg. Stride Length [m]	5.8	7.5	7.5	7.3	7.2	7.0



- [] Ranking at each section and finish
- :-:- No data available at this section
- NA No data available

Horse/Jockey Name	MIDNIGHT RUSH
Finish Rank	4
Fastest Section Time (Section)	0:10.93 (L1000)
Top Speed [km/h] (Section)	67.0 (L1000)
Race State	Finished



Morphettville SA - Professional

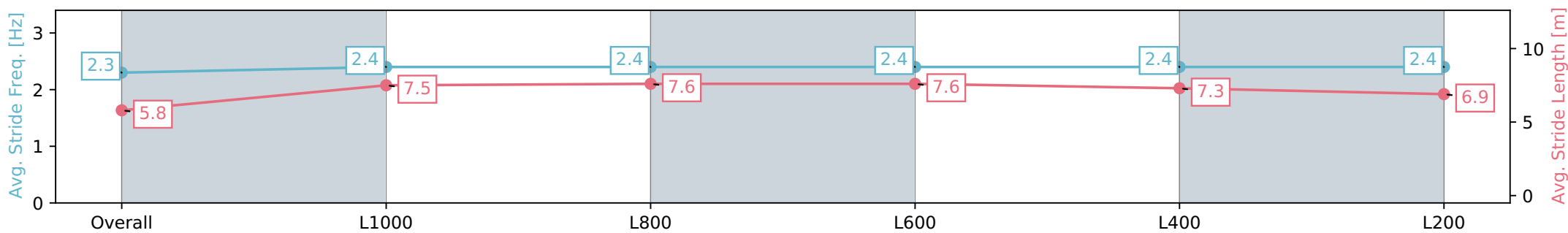
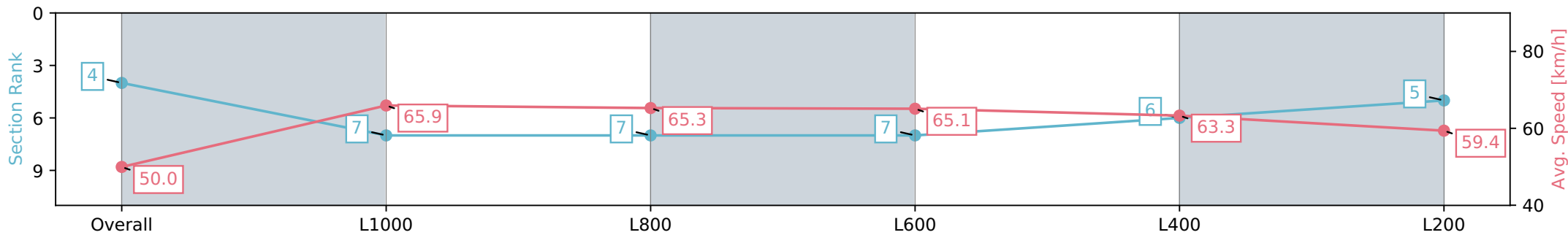
Race 3: Petaluma Handicap - 1200m

10 February 2024 - 1:38PM

Track Rating: Soft 5, Weather: Fine, Rail Position: +3m 1200m - W/
Post, True Remainder Sectional 604m



Section	Overall	L1000	L800	L600	L400	L200
Section Times	1:11.00 [4] (0:14.42)	0:56.58 [7] (0:10.93)	0:45.65 [7] (0:10.98)	0:34.67 [7] (0:11.10)	0:23.57 [6] (0:11.44)	0:12.13 [5] (0:12.13)
Average Speed [km/h]	50.0	65.9	65.3	65.1	63.3	59.4
Top Speed [km/h]	65.0	67.0	67.0	66.0	64.0	62.1
Avg. Dist. to Rail [m]	2.5	0.4	0.8	1.2	4.3	6.7
Avg. Stride Freq. [Hz]	2.3	2.4	2.4	2.4	2.4	2.4
Avg. Stride Length [m]	5.8	7.5	7.6	7.6	7.3	6.9



- [] Ranking at each section and finish
- :-:- No data available at this section
- NA No data available

Horse/Jockey Name	CHILL WITH TEEJAY
Finish Rank	5
Fastest Section Time (Section)	0:10.89 (L1000)
Top Speed [km/h] (Section)	66.7 (L1000)
Race State	Finished



Morphettville SA - Professional

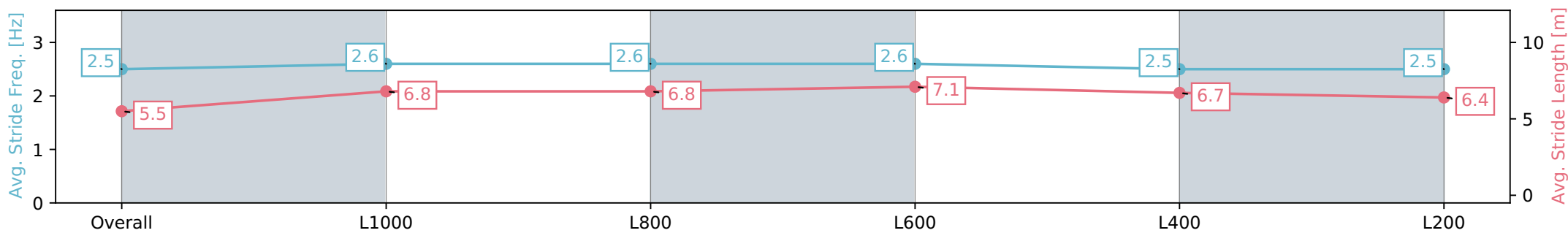
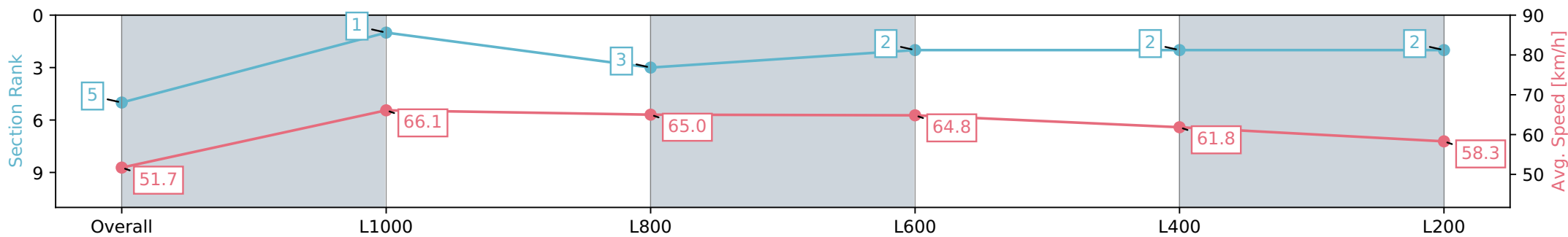
Race 3: Petaluma Handicap - 1200m

10 February 2024 - 1:38PM

Track Rating: Soft 5, Weather: Fine, Rail Position: +3m 1200m - W/
Post, True Remainder Sectional 604m



Section	Overall	L1000	L800	L600	L400	L200
Section Times	1:11.02 [5] (0:13.94)	0:57.08 [1] (0:10.89)	0:46.19 [3] (0:11.07)	0:35.12 [2] (0:11.11)	0:24.01 [2] (0:11.65)	0:12.36 [2] (0:12.36)
Average Speed [km/h]	51.7	66.1	65.0	64.8	61.8	58.3
Top Speed [km/h]	66.3	66.7	65.8	65.6	62.8	61.4
Avg. Dist. to Rail [m]	2.4	0.5	0.2	0.7	1.4	3.5
Avg. Stride Freq. [Hz]	2.5	2.6	2.6	2.6	2.5	2.5
Avg. Stride Length [m]	5.5	6.8	6.8	7.1	6.7	6.4



- [] Ranking at each section and finish
- :-:- No data available at this section
- NA No data available

Horse/Jockey Name	WOLFBURN
Finish Rank	6
Fastest Section Time (Section)	0:10.71 (L800)
Top Speed [km/h] (Section)	69.6 (L800)
Race State	Finished



Morphettville SA - Professional

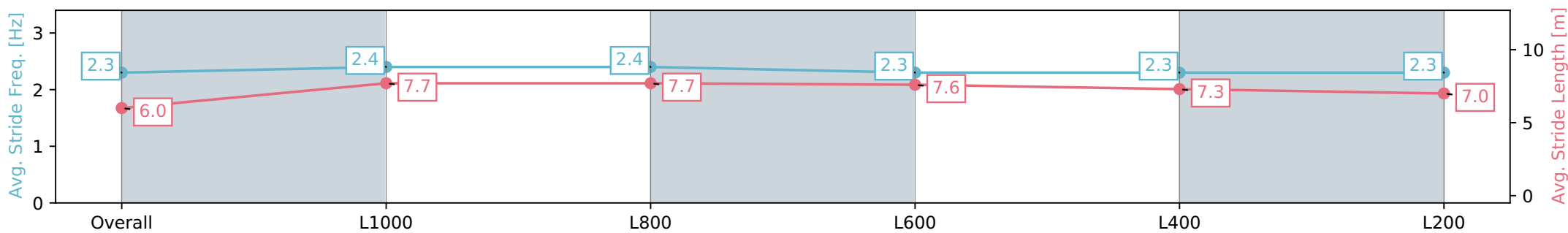
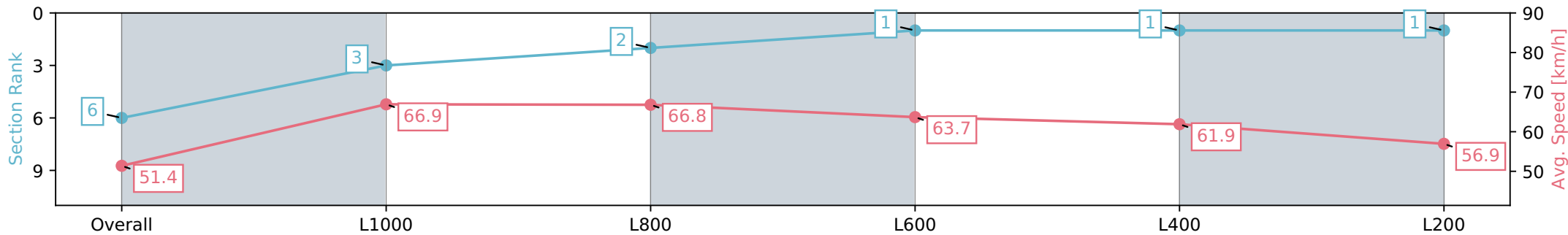
Race 3: Petaluma Handicap - 1200m

10 February 2024 - 1:38PM

Track Rating: Soft 5, Weather: Fine, Rail Position: +3m 1200m - W/
Post, True Remainder Sectional 604m



Section	Overall	L1000	L800	L600	L400	L200
Section Times	1:11.02 [6] (0:14.05)	0:56.97 [3] (0:10.76)	0:46.21 [2] (0:10.71)	0:35.50 [1] (0:11.22)	0:24.28 [1] (0:11.65)	0:12.63 [1] (0:12.63)
Average Speed [km/h]	51.4	66.9	66.8	63.7	61.9	56.9
Top Speed [km/h]	68.2	68.7	69.6	66.2	63.4	60.7
Avg. Dist. to Rail [m]	4.2	1.0	1.0	1.1	0.7	1.9
Avg. Stride Freq. [Hz]	2.3	2.4	2.4	2.3	2.3	2.3
Avg. Stride Length [m]	6.0	7.7	7.7	7.6	7.3	7.0



- [] Ranking at each section and finish
- :-:- No data available at this section
- NA No data available

Horse/Jockey Name	ANOTHER PONZI
Finish Rank	7
Fastest Section Time (Section)	0:10.86 (L1000)
Top Speed [km/h] (Section)	67.2 (L600)
Race State	Finished



Morphettville SA - Professional

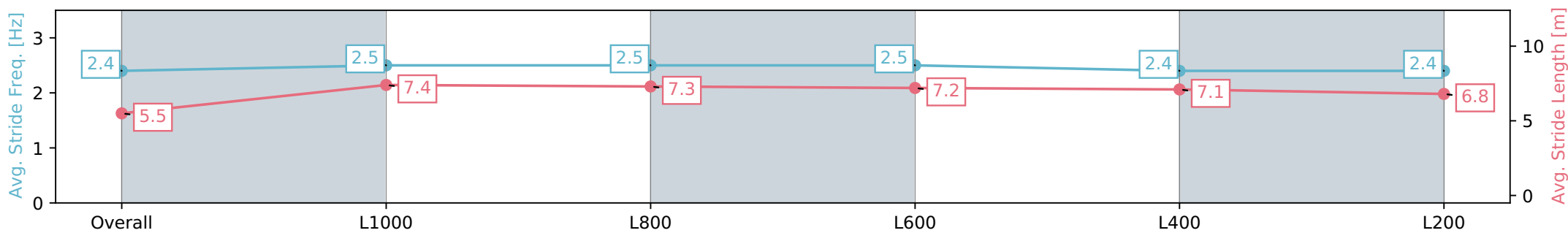
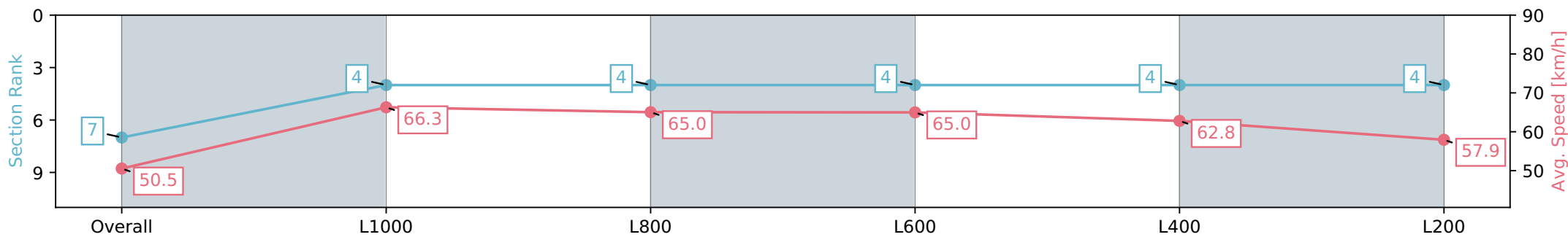
Race 3: Petaluma Handicap - 1200m

10 February 2024 - 1:38PM

Track Rating: Soft 5, Weather: Fine, Rail Position: +3m 1200m - W/
Post, True Remainder Sectional 604m



Section	Overall	L1000	L800	L600	L400	L200
Section Times	1:11.26 [7] (0:14.26)	0:57.00 [4] (0:10.86)	0:46.14 [4] (0:11.07)	0:35.07 [4] (0:11.14)	0:23.93 [4] (0:11.51)	0:12.42 [4] (0:12.42)
Average Speed [km/h]	50.5	66.3	65.0	65.0	62.8	57.9
Top Speed [km/h]	65.9	67.2	66.5	67.2	64.1	61.9
Avg. Dist. to Rail [m]	5.1	0.6	0.3	1.3	2.9	4.1
Avg. Stride Freq. [Hz]	2.4	2.5	2.5	2.5	2.4	2.4
Avg. Stride Length [m]	5.5	7.4	7.3	7.2	7.1	6.8



- [] Ranking at each section and finish
- :-:- No data available at this section
- NA No data available

Horse/Jockey Name	STARTER
Finish Rank	8
Fastest Section Time (Section)	0:10.79 (L1000)
Top Speed [km/h] (Section)	67.9 (L1000)
Race State	Finished



Morphettville SA - Professional

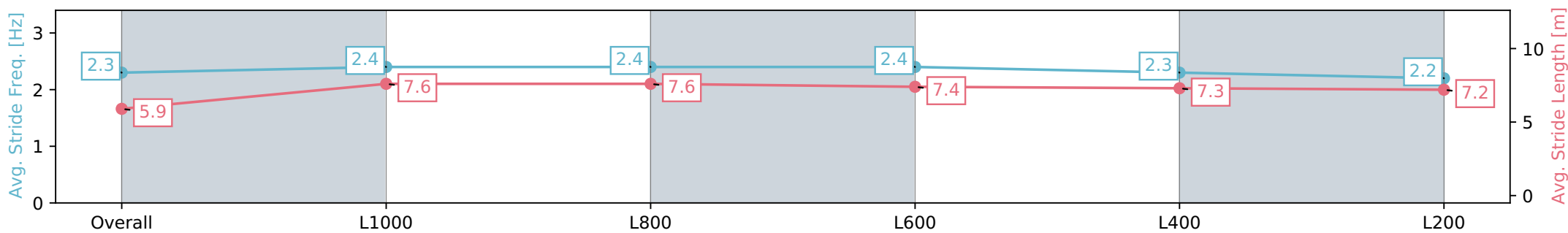
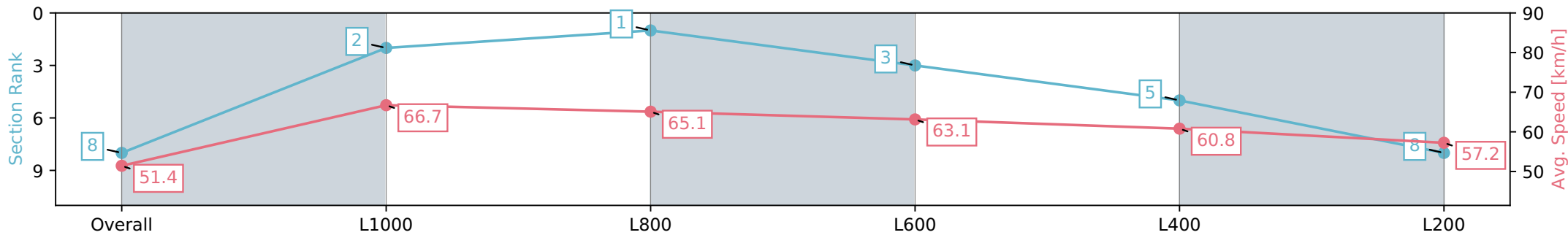
Race 3: Petaluma Handicap - 1200m

10 February 2024 - 1:38PM

Track Rating: Soft 5, Weather: Fine, Rail Position: +3m 1200m - W/
Post, True Remainder Sectional 604m



Section	Overall	L1000	L800	L600	L400	L200
Section Times	1:11.85 [8] (0:14.01)	0:57.84 [2] (0:10.79)	0:47.05 [1] (0:11.12)	0:35.93 [3] (0:11.49)	0:24.44 [5] (0:11.86)	0:12.58 [8] (0:12.57)
Average Speed [km/h]	51.4	66.7	65.1	63.1	60.8	57.2
Top Speed [km/h]	67.3	67.9	67.8	65.1	61.7	60.0
Avg. Dist. to Rail [m]	3.2	1.7	1.3	1.6	2.0	2.6
Avg. Stride Freq. [Hz]	2.3	2.4	2.4	2.4	2.3	2.2
Avg. Stride Length [m]	5.9	7.6	7.6	7.4	7.3	7.2



- [] Ranking at each section and finish
- :-:- No data available at this section
- NA No data available