



RACING SA

Morphettville SA

Race 2: TAB Adelaide Cup Day - Monday March 11th Handicap - 2500m

10 February 2024 - 1:03PM



Morphettville

Track Rating: Soft 5, Weather: Fine, Rail Position: +3m 1200m - W/Post, True Remainder

Sectional 604m

Section Field Times							Overall	L2400	L2200	L2000	L1800	L1600		
							2:42.05 (0:09.81)	2:32.23 (0:12.32)	2:19.91 (0:13.02)	2:06.89 (0:13.98)	1:52.91 (0:14.14)	1:38.77 (0:14.03)		
Position	#	Horse/Jockey	Barrier	Top Speed [km/h]	Fastest Section	First 400m								Distance Travelled From Winner [m]
1	7	WHEELS Jason Holder	7	63.0 600-400	0:10.43 2400-2200	0:29.40	2:42.05 (0:10.43)	2:31.62 [6] (0:12.51)	2:19.11 [5] (0:13.04)	2:06.07 [5] (0:14.04)	1:52.03 [5] (0:14.17)	1:37.86 [5] (0:13.68)		
2	3	CANFORD Alana Livesey	5	63.6 600-400	0:10.28 2400-2200	0:29.78	2:42.88 (0:10.28)	2:32.59 [5] (0:12.84)	2:19.75 [6] (0:13.32)	2:06.43 [6] (0:13.93)	1:52.50 [6] (0:14.19)	1:38.31 [6] (0:13.62)		+3
3	4	CALL ME VEXATIOUS Callan Murray	9	62.8 600-400	0:09.81 2400-2200	0:28.75	2:43.62 (0:09.81)	2:33.81 [1] (0:12.47)	2:21.34 [2] (0:13.06)	2:08.28 [2] (0:14.01)	1:54.27 [2] (0:14.19)	1:40.08 [2] (0:13.90)		+1
4	2	IRISH BUTTERFLY Jacob Opperman	6	62.1 600-400	0:10.04 2400-2200	0:29.04	2:43.68 (0:10.04)	2:33.64 [3] (0:12.60)	2:21.04 [4] (0:12.98)	2:08.06 [4] (0:14.05)	1:54.01 [4] (0:14.11)	1:39.90 [4] (0:13.62)		-2
5	9	TEMBU BOY Jessica Eaton	1	61.2 600-400	0:10.28 2400-2200	0:29.01	2:44.11 (0:10.28)	2:33.83 [4] (0:12.31)	2:21.52 [3] (0:12.99)	2:08.53 [3] (0:13.98)	1:54.55 [3] (0:14.21)	1:40.34 [3] (0:14.00)		-15
6	6	PIERCING SKY Jake Toeroek	2	60.7 600-400	0:09.88 2400-2200	0:28.61	2:45.96 (0:09.88)	2:36.08 [2] (0:12.25)	2:23.83 [1] (0:13.02)	2:10.81 [1] (0:13.98)	1:56.83 [1] (0:14.15)	1:42.68 [1] (0:14.02)		-10

Scratched: Long Arm (#1), Galilaeus (#5), Sandastan (#8)

- [] Position in running at each section and finish
- # Saddle cloth number
- :-:- No data available at this section
- Background shading for fastest section
- NA No data available



RACING SA

Morphettville SA

Race 2: TAB Adelaide Cup Day - Monday March 11th Handicap - 2500m

10 February 2024 - 1:03PM



Morphettville

Track Rating: Soft 5, Weather: Fine, Rail Position: +3m 1200m - W/Post, True Remainder

Sectional 604m

Section Field Times								L1400	L1200	L1000	L800	L600	L400		
								1:24.74	1:12.41	1:00.33	0:48.13	0:36.23	0:24.23		
								(0:12.33)	(0:12.09)	(0:12.19)	(0:11.90)	(0:12.00)	(0:11.88)		
Position	#	Horse/Jockey	Barrier	Top Speed [km/h]	Fastest Section	First 400m								Margin	
1	7	WHEELS	7	63.0	0:10.43	0:29.40	1:24.18 [5]	1:11.72 [5]	0:59.57 [5]	0:47.54 [6]	0:35.95 [5]	0:24.11 [4]	2:42.05		
		Jason Holder		600-400	2400-2200		(0:12.46)	(0:12.15)	(0:12.03)	(0:11.59)	(0:11.84)	(0:11.75)			
2	3	CANFORD	5	63.6	0:10.28	0:29.78	1:24.69 [6]	1:12.29 [6]	1:00.20 [6]	0:48.57 [4]	0:36.92 [4]	0:25.07 [1]	5.2L		
		Alana Livesey		600-400	2400-2200		(0:12.40)	(0:12.09)	(0:11.63)	(0:11.65)	(0:11.85)	(0:12.23)			
3	4	CALL ME VEXATIOUS	9	62.8	0:09.81	0:28.75	1:26.18 [3]	1:13.65 [3]	1:01.45 [3]	0:49.35 [3]	0:37.70 [3]	0:25.73 [3]	9.8L		
		Callan Murray		600-400	2400-2200		(0:12.53)	(0:12.20)	(0:12.10)	(0:11.65)	(0:11.97)	(0:12.60)			
4	2	IRISH BUTTERFLY	6	62.1	0:10.04	0:29.04	1:26.28 [2]	1:13.99 [2]	1:01.78 [2]	0:49.59 [2]	0:37.87 [1]	0:25.84 [2]	10.2L		
		Jacob Opperman		600-400	2400-2200		(0:12.28)	(0:12.21)	(0:12.19)	(0:11.72)	(0:12.03)	(0:12.54)			
5	9	TEMBU BOY	1	61.2	0:10.28	0:29.01	1:26.34 [4]	1:13.83 [4]	1:01.74 [4]	0:49.62 [5]	0:37.77 [6]	0:25.73 [6]	12.9L		
		Jessica Eaton		600-400	2400-2200		(0:12.51)	(0:12.09)	(0:12.12)	(0:11.85)	(0:12.04)	(0:12.56)			
6	6	PIERCING SKY	2	60.7	0:09.88	0:28.61	1:28.66 [1]	1:16.33 [1]	1:04.24 [1]	0:52.05 [1]	0:40.14 [2]	0:27.69 [5]	24.5L		
		Jake Toeroek		600-400	2400-2200		(0:12.33)	(0:12.09)	(0:12.19)	(0:11.91)	(0:12.45)	(0:12.92)			

Scratched: Long Arm (#1), Galilaeus (#5), Sandastan (#8)

- [] Position in running at each section and finish
- # Saddle cloth number
- :-:- No data available at this section
- █ Background shading for fastest section
- NA No data available



RACING SA

Morphettville SA

Race 2: TAB Adelaide Cup Day - Monday March 11th Handicap - 2500m

10 February 2024 - 1:03PM



Track Rating: Soft 5, Weather: Fine, Rail Position: +3m 1200m - W/Post, True Remainder

Sectional 604m

Section												L200
Field Times												0:12.35
											(0:12.35)	
Position	#	Horse/Jockey	Barrier	Top Speed [km/h]	Fastest Section	First 400m						Margin
1	7	WHEELS	7	63.0	0:10.43	0:29.40	0:12.36 [1]	2:42.05				
		Jason Holder		600-400	2400-2200		(0:12.36)					
2	3	CANFORD	5	63.6	0:10.28	0:29.78	0:12.84 [2]	5.2L				+3
		Alana Livesey		600-400	2400-2200		(0:12.84)					
3	4	CALL ME VEXATIOUS	9	62.8	0:09.81	0:28.75	0:13.13 [4]	9.8L				+1
		Callan Murray		600-400	2400-2200		(0:13.13)					
4	2	IRISH BUTTERFLY	6	62.1	0:10.04	0:29.04	0:13.30 [3]	10.2L				-2
		Jacob Opperman		600-400	2400-2200		(0:13.30)					
5	9	TEMBU BOY	1	61.2	0:10.28	0:29.01	0:13.16 [5]	12.9L				-15
		Jessica Eaton		600-400	2400-2200		(0:13.16)					
6	6	PIERCING SKY	2	60.7	0:09.88	0:28.61	0:14.77 [6]	24.5L				-10
		Jake Toeroek		600-400	2400-2200		(0:14.77)					

Scratched: Long Arm (#1), Galilaeus (#5), Sandastan (#8)

- [] Position in running at each section and finish
- # Saddle cloth number
- :-:- No data available at this section
- █ Background shading for fastest section
- NA No data available

Horse/Jockey Name	WHEELS
Finish Rank	1
Fastest Section Time (Section)	0:10.43 (Overall)
Top Speed [km/h] (Section)	63.0 (L800)
Race State	Finished



Morphettville SA - Professional

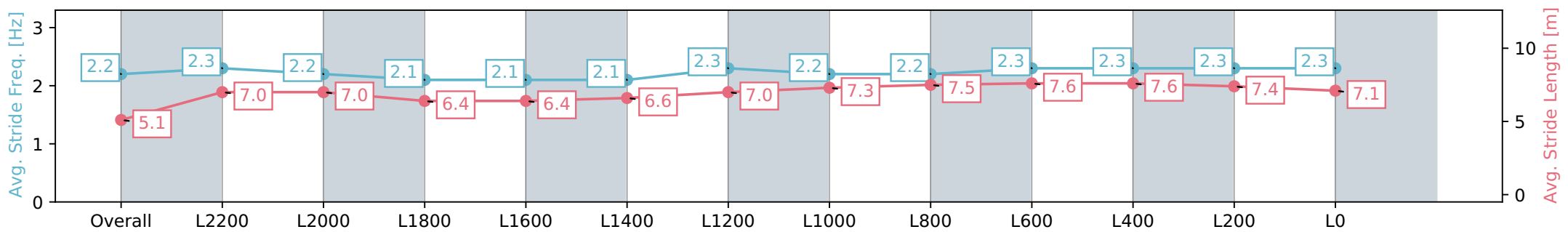
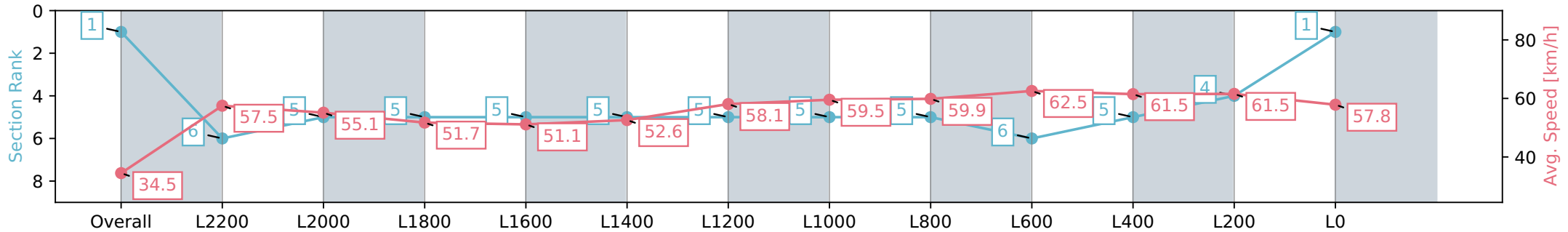
Race 2: TAB Adelaide Cup Day - Monday March 11th
Handicap - 2500m

10 February 2024 - 1:03PM

Track Rating: Soft 5, Weather: Fine, Rail Position: +3m 1200m - W/
Post, True Remainder Sectional 604m



Section	Overall	L2200	L2000	L1800	L1600	L1400	L1200	L1000	L800	L600	L400	L200	L0
Section Times	2:42.05 [1] (0:10.43)	2:31.62 [6] (0:12.51)	2:19.11 [5] (0:13.04)	2:06.07 [5] (0:14.04)	1:52.03 [5] (0:14.17)	1:37.86 [5] (0:13.68)	1:24.18 [5] (0:12.46)	1:11.72 [5] (0:12.15)	0:59.57 [5] (0:12.03)	0:47.54 [6] (0:11.59)	0:35.95 [5] (0:11.84)	0:24.11 [4] (0:11.75)	0:12.36 [1] (0:12.36)
Average Speed [km/h]	34.5	57.5	55.1	51.7	51.1	52.6	58.1	59.5	59.9	62.5	61.5	61.5	57.8
Top Speed [km/h]	55.6	58.8	56.6	54.4	52.7	55.0	59.6	60.3	61.2	63.0	62.4	62.5	60.5
Avg. Dist. to Rail [m]	2.9	0.7	0.6	1.9	2.2	2.2	1.5	1.3	1.7	1.5	2.1	5.6	5.0
Avg. Stride Freq. [Hz]	2.2	2.3	2.2	2.1	2.1	2.1	2.3	2.2	2.2	2.3	2.3	2.3	2.3
Avg. Stride Length [m]	5.1	7.0	7.0	6.4	6.4	6.6	7.0	7.3	7.5	7.6	7.6	7.4	7.1



Report Created: Sat 10 February 2024 14:25:50 GMT+11 (Note: Timing is based on positional data)

- [] Ranking at each section and finish
- :-:- No data available at this section
- NA No data available

Horse/Jockey Name	CANFORD
Finish Rank	2
Fastest Section Time (Section)	0:10.28 (Overall)
Top Speed [km/h] (Section)	63.6 (L800)
Race State	Finished



Morphettville SA - Professional

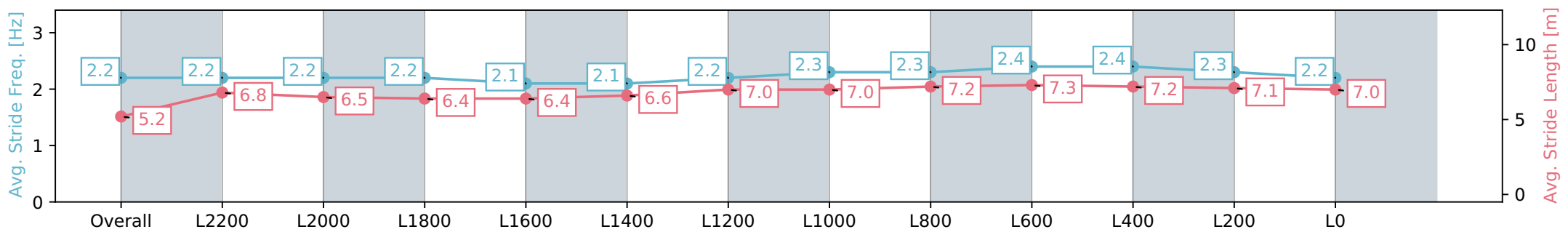
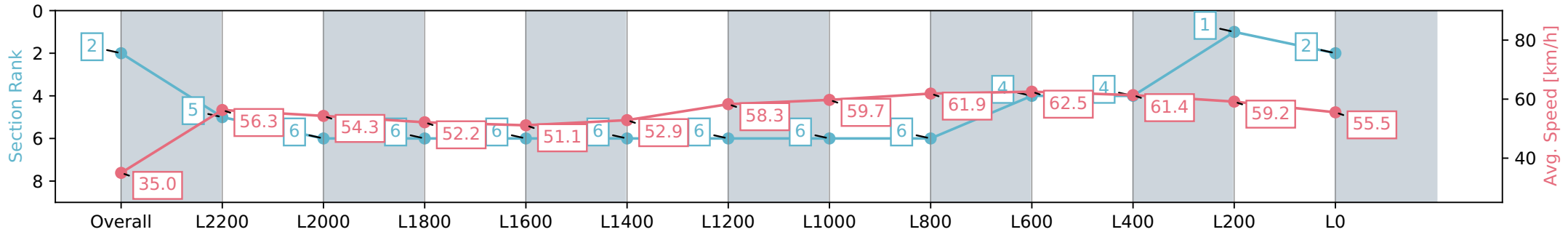
Race 2: TAB Adelaide Cup Day - Monday March 11th
Handicap - 2500m

10 February 2024 - 1:03PM

Track Rating: Soft 5, Weather: Fine, Rail Position: +3m 1200m - W/
Post, True Remainder Sectional 604m



Section	Overall	L2200	L2000	L1800	L1600	L1400	L1200	L1000	L800	L600	L400	L200	L0
Section Times	2:42.88 [2] (0:10.28)	2:32.59 [5] (0:12.84)	2:19.75 [6] (0:13.32)	2:06.43 [6] (0:13.93)	1:52.50 [6] (0:14.19)	1:38.31 [6] (0:13.62)	1:24.69 [6] (0:12.40)	1:12.29 [6] (0:12.09)	1:00.20 [6] (0:11.63)	0:48.57 [4] (0:11.65)	0:36.92 [4] (0:11.85)	0:25.07 [1] (0:12.23)	0:12.84 [2] (0:12.84)
Average Speed [km/h]	35.0	56.3	54.3	52.2	51.1	52.9	58.3	59.7	61.9	62.5	61.4	59.2	55.5
Top Speed [km/h]	55.6	58.5	54.9	54.3	54.0	55.1	59.5	60.3	62.9	63.6	63.0	60.7	57.3
Avg. Dist. to Rail [m]	2.7	1.3	1.9	2.1	2.3	2.5	1.5	1.3	2.7	2.9	1.9	4.0	6.4
Avg. Stride Freq. [Hz]	2.2	2.2	2.2	2.2	2.1	2.1	2.2	2.3	2.3	2.4	2.4	2.3	2.2
Avg. Stride Length [m]	5.2	6.8	6.5	6.4	6.4	6.6	7.0	7.0	7.2	7.3	7.2	7.1	7.0



Report Created: Sat 10 February 2024 14:25:56 GMT+11 (Note: Timing is based on positional data)

- [] Ranking at each section and finish
- :-:- No data available at this section
- NA No data available



Horse/Jockey Name	CALL ME VEXATIOUS
Finish Rank	3
Fastest Section Time (Section)	0:09.81 (Overall)
Top Speed [km/h] (Section)	62.8 (L800)
Race State	Finished



Morphettville SA - Professional

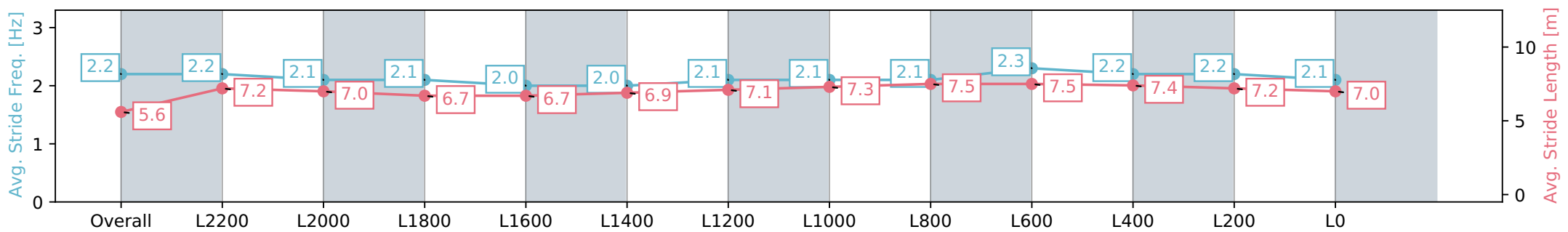
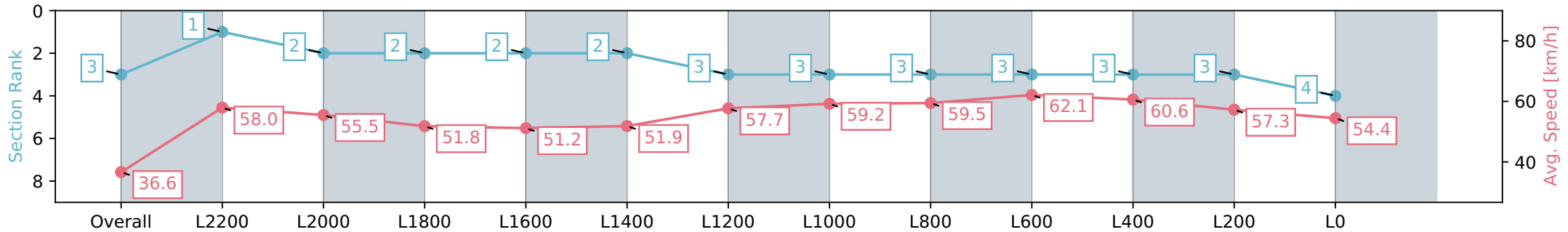
Race 2: TAB Adelaide Cup Day - Monday March 11th
Handicap - 2500m

10 February 2024 - 1:03PM

Track Rating: Soft 5, Weather: Fine, Rail Position: +3m 1200m - W/
Post, True Remainder Sectional 604m



Section	Overall	L2200	L2000	L1800	L1600	L1400	L1200	L1000	L800	L600	L400	L200	L0
Section Times	2:43.62 [3] (0:09.81)	2:33.81 [1] (0:12.47)	2:21.34 [2] (0:13.06)	2:08.28 [2] (0:14.01)	1:54.27 [2] (0:14.19)	1:40.08 [2] (0:13.90)	1:26.18 [3] (0:12.53)	1:13.65 [3] (0:12.20)	1:01.45 [3] (0:12.10)	0:49.35 [3] (0:11.65)	0:37.70 [3] (0:11.97)	0:25.73 [3] (0:12.60)	0:13.13 [4] (0:13.13)
Average Speed [km/h]	36.6	58.0	55.5	51.8	51.2	51.9	57.7	59.2	59.5	62.1	60.6	57.3	54.4
Top Speed [km/h]	57.2	58.6	57.2	52.6	51.8	55.1	59.0	60.0	61.6	62.8	62.6	58.1	56.0
Avg. Dist. to Rail [m]	4.7	2.1	1.9	2.3	2.4	2.0	1.4	1.2	1.7	1.5	1.3	2.5	3.7
Avg. Stride Freq. [Hz]	2.2	2.2	2.1	2.1	2.0	2.0	2.1	2.1	2.1	2.3	2.2	2.2	2.1
Avg. Stride Length [m]	5.6	7.2	7.0	6.7	6.7	6.9	7.1	7.3	7.5	7.5	7.4	7.2	7.0



Report Created: Sat 10 February 2024 14:26:01 GMT+11 (Note: Timing is based on positional data)

- [] Ranking at each section and finish
- :-:- No data available at this section
- NA No data available

Horse/Jockey Name	IRISH BUTTERFLY
Finish Rank	4
Fastest Section Time (Section)	0:10.04 (Overall)
Top Speed [km/h] (Section)	62.1 (L800)
Race State	Finished



Morphettville SA - Professional

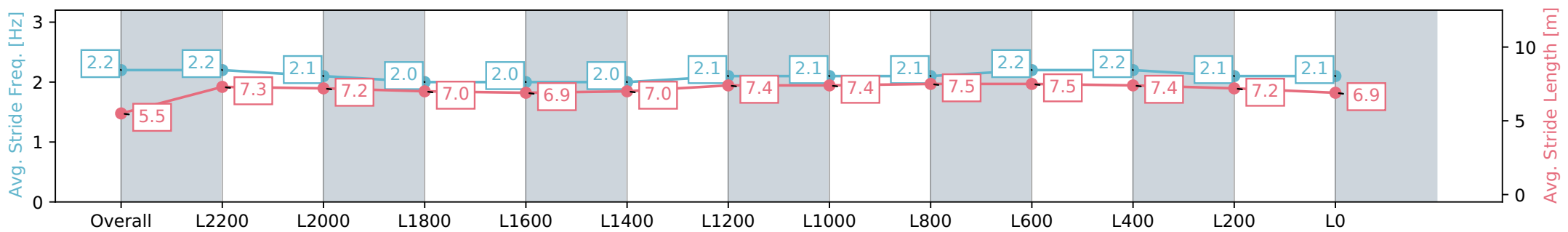
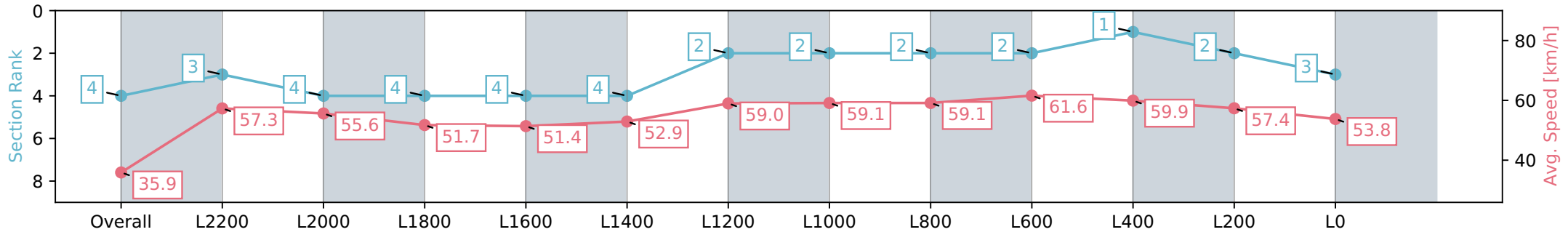
Race 2: TAB Adelaide Cup Day - Monday March 11th
Handicap - 2500m

10 February 2024 - 1:03PM

Track Rating: Soft 5, Weather: Fine, Rail Position: +3m 1200m - W/
Post, True Remainder Sectional 604m



Section	Overall	L2200	L2000	L1800	L1600	L1400	L1200	L1000	L800	L600	L400	L200	L0
Section Times	2:43.68 [4] (0:10.04)	2:33.64 [3] (0:12.60)	2:21.04 [4] (0:12.98)	2:08.06 [4] (0:14.05)	1:54.01 [4] (0:14.11)	1:39.90 [4] (0:13.62)	1:26.28 [2] (0:12.28)	1:13.99 [2] (0:12.21)	1:01.78 [2] (0:12.19)	0:49.59 [2] (0:11.72)	0:37.87 [1] (0:12.03)	0:25.84 [2] (0:12.54)	0:13.30 [3] (0:13.30)
Average Speed [km/h]	35.9	57.3	55.6	51.7	51.4	52.9	59.0	59.1	59.1	61.6	59.9	57.4	53.8
Top Speed [km/h]	56.2	58.2	57.3	54.0	52.1	56.9	59.6	59.6	60.3	62.1	61.5	58.4	55.7
Avg. Dist. to Rail [m]	3.8	1.5	1.5	2.1	2.5	2.7	2.1	0.9	1.1	0.9	0.4	0.5	0.6
Avg. Stride Freq. [Hz]	2.2	2.2	2.1	2.0	2.0	2.0	2.1	2.1	2.1	2.2	2.2	2.1	2.1
Avg. Stride Length [m]	5.5	7.3	7.2	7.0	6.9	7.0	7.4	7.4	7.5	7.5	7.4	7.2	6.9



Report Created: Sat 10 February 2024 14:26:06 GMT+11 (Note: Timing is based on positional data)

- [] Ranking at each section and finish
- :-:- No data available at this section
- NA No data available

Horse/Jockey Name	TEMBU BOY
Finish Rank	5
Fastest Section Time (Section)	0:10.28 (Overall)
Top Speed [km/h] (Section)	61.2 (L800)
Race State	Finished



Morphettville SA - Professional

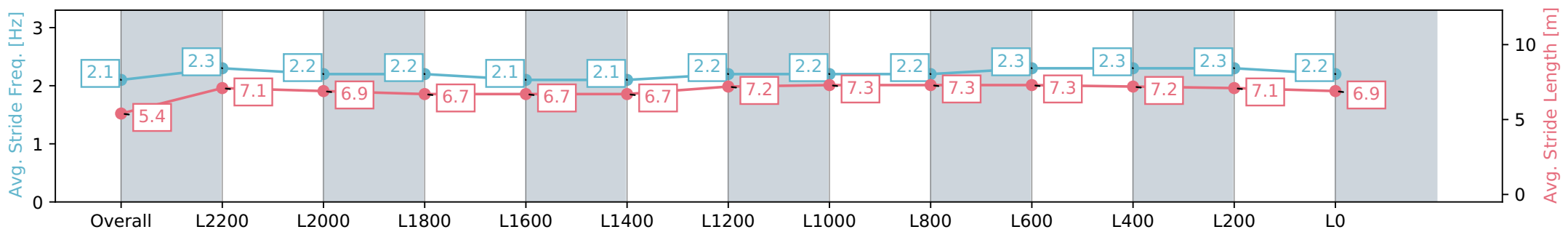
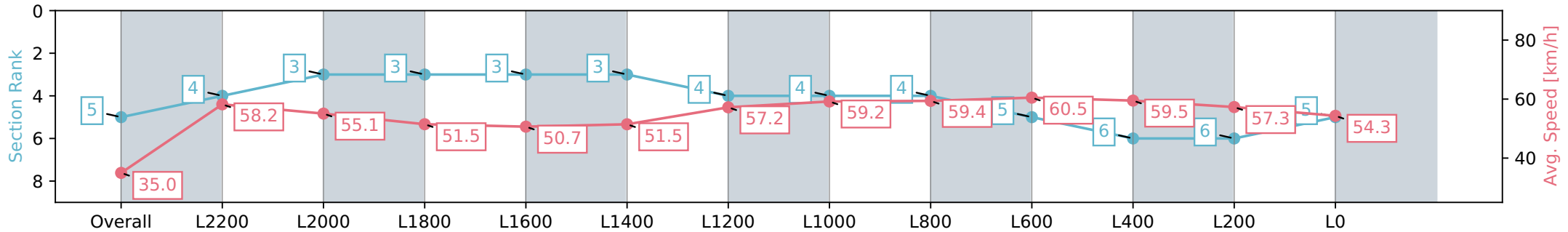
Race 2: TAB Adelaide Cup Day - Monday March 11th
Handicap - 2500m

10 February 2024 - 1:03PM

Track Rating: Soft 5, Weather: Fine, Rail Position: +3m 1200m - W/
Post, True Remainder Sectional 604m



Section	Overall	L2200	L2000	L1800	L1600	L1400	L1200	L1000	L800	L600	L400	L200	L0
Section Times	2:44.11 [5] (0:10.28)	2:33.83 [4] (0:12.31)	2:21.52 [3] (0:12.99)	2:08.53 [3] (0:13.98)	1:54.55 [3] (0:14.21)	1:40.34 [3] (0:14.00)	1:26.34 [4] (0:12.51)	1:13.83 [4] (0:12.09)	1:01.74 [4] (0:12.12)	0:49.62 [5] (0:11.85)	0:37.77 [6] (0:12.04)	0:25.73 [6] (0:12.56)	0:13.16 [5] (0:13.16)
Average Speed [km/h]	35.0	58.2	55.1	51.5	50.7	51.5	57.2	59.2	59.4	60.5	59.5	57.3	54.3
Top Speed [km/h]	57.5	59.5	57.2	53.8	51.9	53.9	58.9	59.8	60.6	61.2	60.6	58.4	56.4
Avg. Dist. to Rail [m]	2.5	2.3	1.4	0.3	0.1	0.1	1.3	1.1	0.2	0.8	0.8	1.3	1.2
Avg. Stride Freq. [Hz]	2.1	2.3	2.2	2.2	2.1	2.1	2.2	2.2	2.2	2.3	2.3	2.3	2.2
Avg. Stride Length [m]	5.4	7.1	6.9	6.7	6.7	6.7	7.2	7.3	7.3	7.3	7.2	7.1	6.9



Report Created: Sat 10 February 2024 14:26:11 GMT+11 (Note: Timing is based on positional data)

- [] Ranking at each section and finish
- :-:- No data available at this section
- NA No data available



Horse/Jockey Name	PIERCING SKY
Finish Rank	6
Fastest Section Time (Section)	0:09.88 (Overall)
Top Speed [km/h] (Section)	60.7 (L800)
Race State	Finished



Morphettville SA - Professional

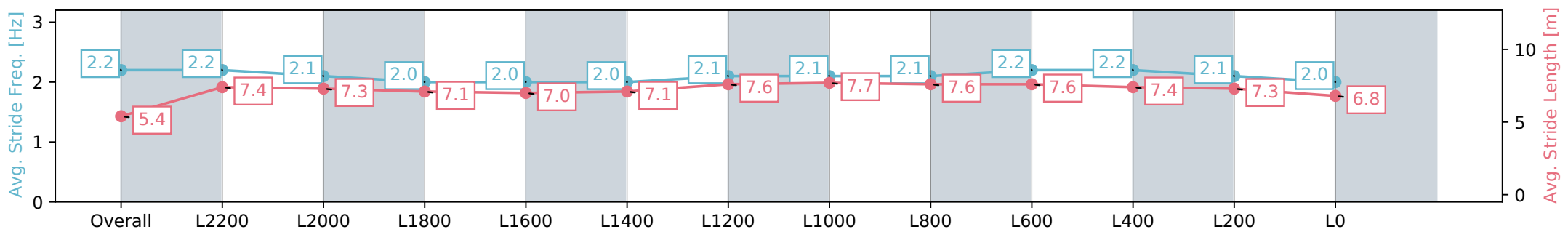
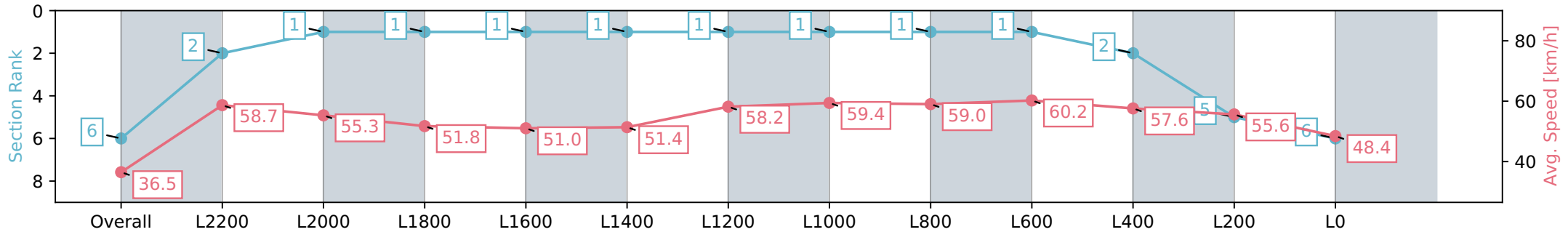
Race 2: TAB Adelaide Cup Day - Monday March 11th
Handicap - 2500m

10 February 2024 - 1:03PM

Track Rating: Soft 5, Weather: Fine, Rail Position: +3m 1200m - W/
Post, True Remainder Sectional 604m



Section	Overall	L2200	L2000	L1800	L1600	L1400	L1200	L1000	L800	L600	L400	L200	L0
Section Times	2:45.96 [6] (0:09.88)	2:36.08 [2] (0:12.25)	2:23.83 [1] (0:13.02)	2:10.81 [1] (0:13.98)	1:56.83 [1] (0:14.15)	1:42.68 [1] (0:14.02)	1:28.66 [1] (0:12.33)	1:16.33 [1] (0:12.09)	1:04.24 [1] (0:12.19)	0:52.05 [1] (0:11.91)	0:40.14 [2] (0:12.45)	0:27.69 [5] (0:12.92)	0:14.77 [6] (0:14.77)
Average Speed [km/h]	36.5	58.7	55.3	51.8	51.0	51.4	58.2	59.4	59.0	60.2	57.6	55.6	48.4
Top Speed [km/h]	58.4	59.5	57.0	53.3	51.7	54.5	59.1	60.1	59.3	60.7	59.9	56.9	52.6
Avg. Dist. to Rail [m]	2.2	0.5	0.4	0.8	0.8	0.3	1.0	0.5	0.2	0.8	0.6	1.4	1.6
Avg. Stride Freq. [Hz]	2.2	2.2	2.1	2.0	2.0	2.0	2.1	2.1	2.1	2.2	2.2	2.1	2.0
Avg. Stride Length [m]	5.4	7.4	7.3	7.1	7.0	7.1	7.6	7.7	7.6	7.6	7.4	7.3	6.8



Report Created: Sat 10 February 2024 14:26:16 GMT+11 (Note: Timing is based on positional data)

- [] Ranking at each section and finish
- :-:- No data available at this section
- NA No data available